울산광역시 울주군 언양읍 반천산업로
113-19 (주)신일프리노스

T : 052)275-5990
F: 052)274-0971
E-MAIL : seun3021@hanmail.net

ENTIRE RANGE



1617


QUALITY TOOLS
GEDORE
GERMAN ENGINEERING

Constant innovation.

We won't remain good if we don't strive to be constantly better.

Remaining true to this claim we have come up with a fresh presentation for bundling our skills: The strength of the entire company group is fused into one powerful brand – GEDORE.

Along with the tried-and-tested portfolio, this catalogue has numerous new product ideas. They again reveal how successful a connection is - the innovation potential of which is built on the sound foundation of a lengthy track record and second-to-none manufacturer competence.

SFor practically 100 years now, our customer have placed maximum demands on our products as regards material, design, processing, precision, strength and durability. And these requirements continue to define and determine our standards in realising our vision: One of people across the world working more safely and productively – with GEDORE tools.

As no other brand can do, GEDORE stands for maximum quality, local presence, technical competence and reliability. A good enough reason for you to continue to put your trust in us as the reliable partner at your side – when it's a matter of using the best possible tools to excellently master the most complex of tasks.

Our word in your hands.
GEDORE – Tools for life.

CONTENTS

WORKSHOP EQUIPMENT

Workshop Equipment 010
Mobile Tool Storage 046
Tool Assortments 064

GENERAL HAND TOOLS

Spanners 116
Sockets and Accessories 152
Torque Tools 258
Torque Multipliers 328
Screwdrivers 342
Pliers 364
Pullers 426
Hammers / Striking Tools 496
Workshop Supplies 532

OCCUPATIONAL TOOLS

VDE Insulated Safety Tools 568
Installation Tools 596
Bending Systems 612

TECHNOLOGY AND SAFETY

Service information DAkkS 636
Safety information 639
Technical information 643

SERVICE

Index 655
Disclaimer 674
Contacts 675



› 205

1993 U-20
REVERSIBLE RATCHET 1/2



› 054

GEDORE SORTIMO®
MOBILITY IN PERFECTION



TORQUE TOOLS

UNCOMPROMISING AMBITION

Controlled screw tightening - reliable and safe for more than 50 years

› 258

› 020

WSL-L
WORKSTER SMARTLINE





8133
MULTIPLE PLIERS

› 378



7R
COMBINATION RATCHET SPANNER

› 123



8573 BC - 8578 BCL
TORQUE WRENCH DREMOMETER

› 273



Future-oriented intelligence.

Innovation stands for renewal. However, new ideas and refinements can only develop their potential when meaningfully applied and when they create actual value added. It is only then that they set standards for the future.

We have continued to set these standards based, as they are, on intelligent solutions and trail-blazing product innovations. We are continuously working to develop needs-based tools with which our customers throughout the world can work even more safely and productively.
This is our vision and drive behind it to constantly deliver maximum performance.

We have been regularly distinguished for our products' innovativeness and quality. This was the case, for instance, in 2015 with the Red Dot Award and the competence prize for innovation and quality of the Federal state of Baden-Württemberg as well as with the Eisen Award in 2012 and 2014.
This fills us with pride and equally gives us the assurance that these successes not only generate meaningful value added for ourselves but also, in particular, for our customers.

The fact that we remain true to our ideals is shown in this catalogue providing new, innovative GEDORE premium products. They include the workster workshop trolley, E-Torc Q, and the digital torque analysis wrench from GEDORE TorqueTech.

We are moving ahead. Come and join us.



Local presence that delights.

With some 2,700 employees the GEDORE Group is represented in more than 70 countries worldwide. Aside from our seven production sites in Germany, we also manufacture in Austria, Great Britain, South Africa and Brazil. An international dealer network sees to the sales of our tools. In this way we ensure the best-possible presence for our customers, contact to qualified contact persons as well as short paths and rapid delivery times.

But in matters of local presence we understand more than just that. After all, it is your individual requirements which we focus on. That is why we provide you with a comprehensive service package in terms of maintenance and upkeep. Torque tools, for instance, can be calibrated in our certificated laboratory to ensure their sustained precision. The above-mentioned sustained alignment of our assortment as well as our data management services and individual training offers for your employees all create planning reliability.

At the same time we are enthusiastic about developing and constructing tailored solutions and needs-based non-standard designs. Your requests – however special they may be - motivate us in providing you here with maximum individual quality and the associated safety-at-work.

Test us out. Wherever and whenever.

Uncompromisingly to a high grade and quality.

We are one of the world's quality leaders in professional tools, workshop furnishings and non-standard solutions for industry, the trades, automotive/ utility vehicles and renewable energies, amongst others. Without a doubt, this ranks the GEDORE Group amongst the leading manufacturers on the European market.

Quality is bound up with obligations – something we take seriously and consistently orientate ourselves to. This begins with selecting first-rate materials with which to manufacture our products. The extensive track record of our skilled staff and use of modern, efficient production processes have allowed us to manufacture that premium tool from high-grade material - one which has been synonymous with the GEDORE name for almost 100 years.

When manufacturing our innovative products we rely above all on proven expertise. A great many of our goods are made in a forging process, mostly drop-forging. The result is outstanding quality in terms of robustness, toughness and dimensional stability. It is not without reason that we operate one of the world's largest hydraulic double-acting hammers, which other suppliers greatly appreciate who have their forged parts made by us.

In addition, maximum ergonomics, functionality and precision are very much features of our products. The prime example for a profitable association of all these features is the ALU DREMOMETER – as ever the absolute ultimate in mechanical torque technology.

We see conscientious compliance with quality standards not only as a must, but also as an incentive to go that one step further. In many cases, our tools exceed DIN requirements. Our production processes are continually subjected to examination and auditing. We are certified in accordance with DIN ISO 9001 standards and our calibration laboratories have passed DAkkS auditing as well as other standards.

As a manufacturer we place our faith in a sustained assortment configuration. As such, we create a high degree of investment and planning reliability for you – another reason, in fact, to trust in us.

We do our best.
Without any reservations attached.



¼ - 1½ 6-3000 N·m ›276




GEDORE
GEDORE 1504 XL

WORKSHOP
EQUIPMENT

TOOL TROLLEYS
› 016



ACCESSORIES
TOOL TROLLEYS
› 025



WORKBENCHES
› 026



ACCESSORIES
WORKBENCHES
› 034



FOLDING
WORKBENCH
› 034



USEFUL HELPERS FOR
TOOL TROLLEYS/
WORKBENCHES
› 035



TOOL CABINETS
› 036



TOOL HOLDERS/
TOOL HOOKS
› 037



WORKMO
› 042



GEDORE
WORKSHOP FURNITURE

Intelligently designed - dependable under extreme use



Best-possible quality for the highest demands placed

- Use of the most up-to-date machinery and environmentally-friendly production processes
- The basis is tightly-controlled and choice sheet steel
- Experienced and reliable specialists vouch for precision-like processing
- Stringent quality checks after each production step ensure a constantly high level
- Best-possible industrial quality for those extreme levels of constant use and conditions subjected to
- Professional service up to the development of special customised tools
- Vertical and horizontal forces are calculated with precision
- Unloaded weight optimisation from a finely-tuned material input
- Robust, stable 0.88 mm thick sheet steel structure, supporting elements of a 1.00 mm metal thickness, a 2.00 mm metal thickness for the heavy-duty chassis
- Precision spot welding ensures components stay permanently fixed
- Tool trolleys have it all with their special GEDORE chassis and GEDORE heavy-duty wheels
- Durable and highly resilient with stability of the highest-order

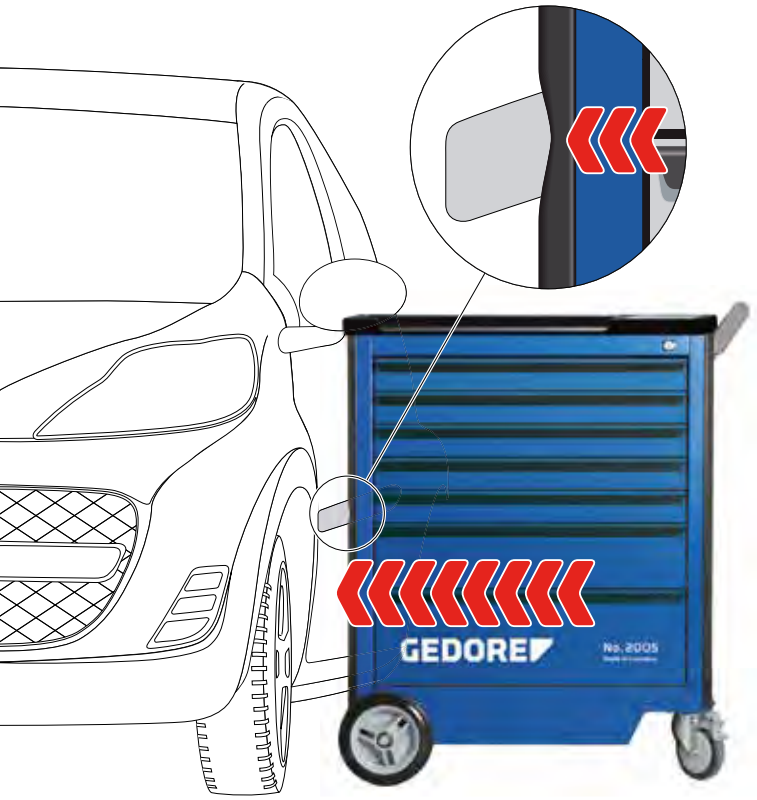

Form and function perfection

- Whether mobile or stationary: indispensable aids, in fact, for the rough-and-ready of workshop routine
- Extremely robust, scratch and impact-resistant, corrosion-proof and easy to care for
- Durable and highly resilient with stability of the highest-order
- Numerous models to reflect use and individual requirements
- Varied, optional accessories available for flexibly extending all the basic models
- Specific colours (RAL) and outfits on request

GEDORE INDIVIDUAL
PRECISE – CUSTOMISED

iRAL iMOD iCOAT





Why not create your perfection in tool orderliness in line with corporate design requests and your process specifications - We look forward to hearing from you!

Tidy look, uncluttered and always at hand

- Ready to be used straight after delivery: simply unpack and screw on the manoeuvring handle
- Whether a mobile or stationary guardian of tidiness: each tool has its own place here
- Modular arrangement systems make daily routine that much easier (visual check/tool missing)
- Compact tool assortments make selection easier
- Customised equipment/tool sets in module systems and/or trolleys/ benches in company design/colours



THE GEDORE TROLLEY







Load capacity
- The load capacity of the drawers is 40 kg
- Models 2004*, 2005, 1502, 1504*, 1504 XL, 1506 XL: The bottom drawer is designed as heavy-duty drawer, load capacity 60 kg
- * apart from 2004 1000, 1504 1000

Ball-bearing drawer slides
- The ball-bearing drawer slides ensure safe and easy sliding of the drawers, even when loaded to full capacity

Individual drawer locking
- In addition to the central locking, each drawer has its own separate latch to prevent unwanted opening, when being moved
- The latch is automatically released by a tilting bar when the drawer is opened
- The single latch automatically engages when the drawer closes
- When marked with "E" the drawers are delivered with individual drawer blocking

Central locking
- One central lock for all drawers and doors
- Safe and easy handling



Square perforation 10 x 38 mm
- The square perforation in the side walls enable quick access to frequently used tools
- GEDORE holders and trays are simply clipped in

Smooth running wheel
- Precision ball bearing

Powder coating
- This coating method guarantees a high level of corrosion protection, combined with tough scratch resistance
- Special colours available on request

Heel protection
- All-round heel protection by rounded edges on the underside allows the tool trolley or workbench to be safely pulled or pushed

High-performance wheel
- High load capacity
- Tyres made from solid rubber
- Roller bearing
- Resistant to abrasion

Impact protection
- The vertical impact protection protects the tool trolley and anything it comes into contact with from damage
- It also protects other equipment in the workshop or vehicles from inadvertent contact

Total brake
- Prevents unwanted movement and turning of the wheel
- Ensures safe parking of the tool trolley or workbench



Tool Trolleys

2005
TOOL TROLLEY

Body:
- Dimensions: H 985 x W 775 x D 475 mm
- Working platform in ABS, with 3 compartments for small parts
- With handle for easy pushing, pulling and turning
- Side walls with Euro perforation 10 x 38 mm to fix hooks and tools
- Heel and impact protection for your safety
- Sheet steel, corrosion resistant and scratch-proof powder-coated, GEDORE blue

Drawers:
- Central locking with cylinder lock
- Wide drawers (W 640 x D 400 mm) fully extendable, removable
- Each drawer with safety locking, single-hand operation
- Ball-bearing guide rails
- Can be individually equipped with lengthwise and crosswise dividers (can be ordered individually)
- Load capacity per drawer 40 kg, bottom heavy-duty drawer 60 kg
- Sheet steel, corrosion resistant and scratch-proof powder-coated, GEDORE blue

GEDORE High-performance chassis:
- Total load capacity 500 kg
- 2 high-performance wheels on roller bearings (fixed castors Ø 200 mm)
- 2 smooth running wheels on ball bearings (swivel castors Ø 125 mm), both with total brake
- The GEDORE axle construction secures smooth running, manoeuvrability and track-keeping also in case of maximum loads

Accessories:
- Length- (LD) and crosswise (CD) dividers from zinc-plated sheet steel

Options:
- Can be equipped with GEDORE tool modules (1500 ES/1500 CT or 2005 CT)
- Optionally extendable with GEDORE tool chests, rear panels and tool holders
- Further drawer combinations on request
- Special colours and designs available on request
- Delivery without tools and accessories



2005 0511

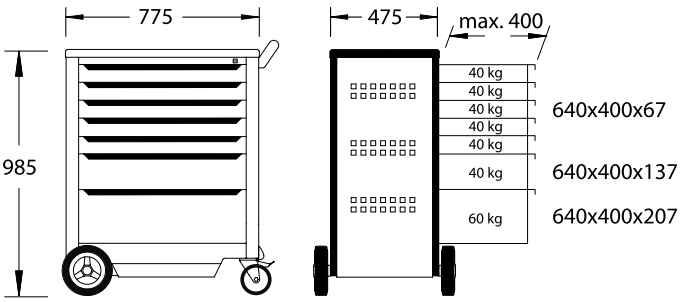

2004 HP ›25



1500 ES / 1500 CT ›98/106



2005
VARIANTS







No.	2005 0511	2005 0511 E	2005 0321
▭	7 drawers: 5x type 1, H = 67 mm 1x type 2, H = 137 mm 1x type 3, H = 207 mm	7 drawers: 5x type 1, H = 67 mm 1x type 2, H = 137 mm 1x type 3, H = 207 mm	6 drawers: 3x type 1, H = 67 mm 2x type 2, H = 137 mm 1x type 3, H = 207 mm
H	985	985	985
W	775	775	775
D	475	475	475
	10x	10x	6x
	2x	2x	2x
kg	93.0	93.0	89.0
Code	1803018	2827379	2003546





No.	2005 0701	2005 0810
▭	8 drawers: 7x type 1, H = 67 mm 1x type 3, H = 207 mm	9 drawers: 8x type 1, H = 67 mm 1x type 2, H = 137 mm
H	985	985
B	775	775
T	475	475
LT*	10x	15x
QT**	2x	3x
kg	92.0	99.0
Code	2003554	2003562

2430 ›24



R 2004 L ›25



RT 2004 L ›25



SL 2013 / SL 3014 / SL 1912 / SL 1916 ›175/191/218



2004
TOOL TROLLEY

Body:
- Dimensions: H 985 x W 775 x D 475 mm
- Working platform in ABS, with 3 compartments for small parts
- Storage compartment with perforated sheet (Euro perforation 10 x 38 mm), two removable drawers for small parts and door on the handle side
- With handle for easy pushing, pulling and turning
- Front side with Euro perforation 10 x 38 mm to fix hooks and tools
- Heel and impact protection for your safety
- Sheet steel, corrosion resistant and scratch-proof powder-coated, GEDORE blue

Drawers:
- Central locking with cylinder lock
- Wide drawers (W 480 x D 400 mm) fully extendable, removable
- Each drawer and storage compartment with safety locking, single-hand operation
- Ball-bearing guide rails
- Can be individually equipped with lengthwise and crosswise dividers (can be ordered individually)
- Load capacity per drawer 40 kg, bottom heavy-duty drawer 60 kg (apart from 2004 1000)
- Sheet steel, corrosion resistant and scratch-proof powder-coated, GEDORE blue

GEDORE High-performance chassis:
- Total load capacity 500 kg
- 2 high-performance wheels on roller bearings (fixed castors Ø 200 mm)
- 2 smooth running wheels on ball bearings (swivel castors Ø 100 mm), both with total brake
- The GEDORE axle construction secures smooth running, manoeuvrability and track-keeping also in case of maximum loads

Accessories:
- Length- (LD) and crosswise (CD) dividers from zinc-plated sheet steel

Options:
- Can be equipped with GEDORE tool modules (1500 ES/1500 CT)
- Optionally extendable with GEDORE tool chests, rear panels and tool holders
- Further drawer combinations on request
- Special colours and designs available on request
- Delivery without tools and accessories



2004 0131

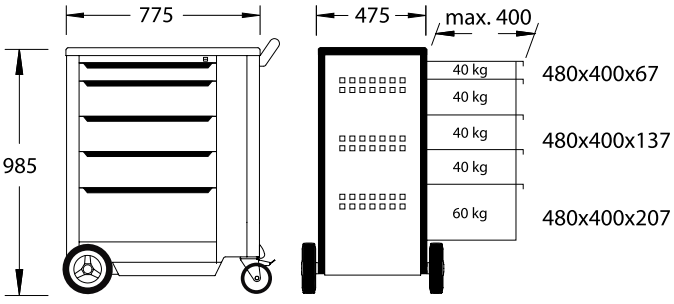

2004 0321

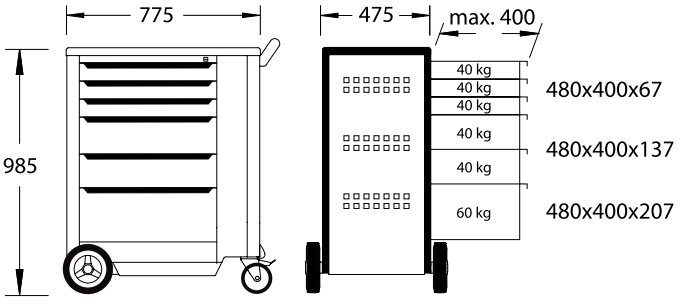

2004
VARIANTS






No.	2004 0131	2004 0321	2004 0511	2004 0511 E
▭	5 drawers: 1x type 1, H = 67 mm 3x type 2, H = 137 mm 1x type 3, H = 207 mm	6 drawers: 3x type 1, H = 67 mm 2x type 2, H = 137 mm 1x type 3, H = 207 mm	7 drawers: 5x type 1, H = 67 mm 1x type 2, H = 137 mm 1x type 3, H = 207 mm	7 drawers: 5x type 1, H = 67 mm 1x type 2, H = 137 mm 1x type 3, H = 207 mm
H	985	985	985	985
W	775	775	775	775
D	475	475	475	475
LD	3x	6x	10x	10x
CD	2x	2x	2x	2x
kg	75.0	82.0	84.0	84.0
Code	1640763	1640755	1640739	2827360






No.	2004 0701	2004 0620	2004 0810	2004 1000
▭	8 drawers: 7x type 1, H = 67 mm 1x type 3, H = 207 mm	8 drawers: 6x type 1, H = 67 mm 2x type 2, H = 137 mm	9 drawers: 8x type 1, H = 67 mm 1x type 2, H = 137 mm	10 drawers: 10x type 1, H = 67 mm
H	985	985	985	985
W	775	775	775	775
D	475	475	475	475
LD	10x	10x	15x	15x
CD	2x	2x	3x	3x
kg	86.0	88.0	91.0	94.0
Code	1640712	1640720	1640704	1640690

2004 0511

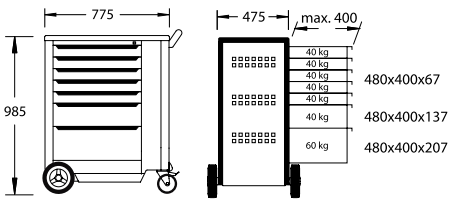

2004 0620

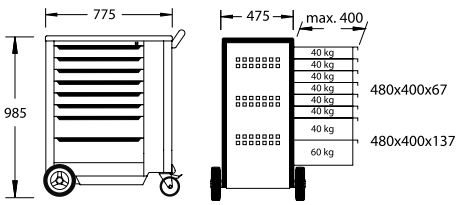

2004 0701

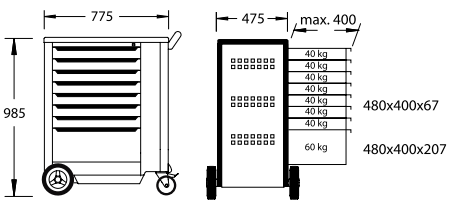

2004 0810

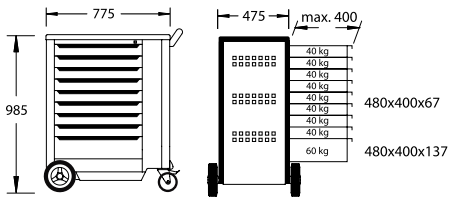

2004 1000

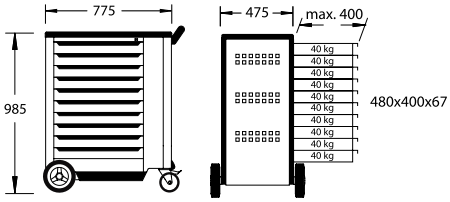

WSL-L
TOOL TROLLEY WORKSTER SMARTLINE
with 7 drawers

Body:
- Dimensions: H 1045 x W 785 x D 510 mm
- Working platform with PP top with front flattening, anti-roll safety edge and small additional trays
- With handle for easy pushing, pulling and turning
- Side walls with Euro perforation 10 x 38 mm to fix hooks and tools
- Sides rounded off – a minimum of abutting edges
- Welded sheet steel construction, torsionally rigid, to take high loadings
- Sheet steel, corrosion resistant and scratch-proof powder-coated

Drawers:
- **Individual blocking** only one drawer can be open at a time, single-hand operation
- Central locking with cylinder lock
- 7 wide drawers (W 640 x D 400 mm) fully extendable
- Ball-bearing guide rails
- Load capacity per drawer 20 kg
- Sheet steel, corrosion resistant and scratch-proof powder-coated

GEDORE Chassis
- Total load capacity 400 kg
- 4 smooth running wheels on ball bearings (swivel castors Ø 125 mm), one with total brake
- Even with maximum loads: still smooth running, manoeuvrable and keeps to the track

Options:
- Can be equipped with GEDORE tool modules (1500 ES, 1500 CT, 2005 CT, TS-147, TS-190, TS-308)
- Can be individually equipped with lengthwise and crosswise dividers
- Special colours and designs available on request
- Delivery without tools and accessories





	H	W	D		Code	No.
7 drawers: **5x type 1, H = 80 mm** **2x type 2, H = 162.5 mm**	1045	785	510	77.0	2977311	WSL-L7

2525-520
TOOL TROLLEY
with 7 drawers



Body:
- Dimensions: H 965 x W 720 x D 395 mm
- Working platform in ABS, with 3 compartments for small parts
- Storage compartment with perforated sheet (square perforation 10 x 38 mm) on the handle side
- With handle for easy pushing, pulling and turning
- 1 side wall with Euro perforation 10 x 38 mm to fix hooks and tools
- All-round heel and impact protection for your safety
- Sheet steel, corrosion resistant and scratch-proof powder-coated, GEDORE blue

Drawers:
- Central locking with cylinder lock
- 5 wide drawers (W 480 x D 325 x H 75 mm) fully extendable
- 2 large capacity drawers (W 480 x D 325 x H 120 mm) fully extendable, for bulky parts
- Individual drawer locking, single-hand operation
- Ball-bearing guide rails
- Can be individually equipped with lengthwise and crosswise dividers (can be ordered individually, not for the large capacity drawers)
- Load capacity per drawer 40 kg
- Sheet steel, corrosion resistant and scratch-proof powder-coated, GEDORE blue

GEDORE High-performance chassis:
- Total load capacity 330 kg
- 2 high-performance wheels on roller bearings (fixed castors Ø 140 mm)
- 2 smooth running wheels on ball bearings (swivel castors Ø 100 mm), one with total brake
- The GEDORE trapezoidal axle construction secures smooth running, manoeuvrability and track-keeping also in case of maximum loads

Accessories:
- 10-piece hook assortment
- 8 length- (LD) and 2 crosswise (CD) dividers from zinc-plated sheet steel

Options:
- Can be equipped with GEDORE tool modules (1500 ES/1500 CT)
- Special colours and designs available on request
- Delivery without tools and accessories

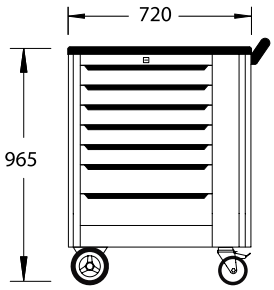

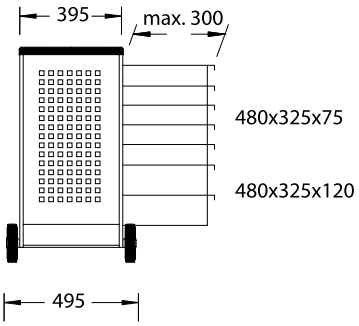

H	W	D	LD	CD	kg	Code	No.
965	720	395	8x	2x	67.0	1587102	2525-520

1580
TOOL TROLLEY
with 4 drawers



Body:
- Dimensions: H 930 x W 625 x D 400 mm
- Double sided metal shutters to secure the whole internal space
- Working platform with ABS top
- With handle for easy pushing, pulling and turning
- Side walls with Euro perforation 10 x 38 mm to fix hooks and tools
- All-round heel and impact protection for your safety
- Sheet steel, corrosion resistant and scratch-proof powder-coated, GEDORE blue

Drawers:
- Central locking with cylinder lock
- 4 wide drawers (W 480 x D 325 x H 45 mm), all drawers open either side
- 1 deep storage at base
- Ball-bearing guide rails, with middle and end catches
- Can be individually equipped with lengthwise and crosswise dividers (can be ordered individually)
- Load capacity per drawer 20 kg
- Sheet steel, corrosion resistant and scratch-proof powder-coated, GEDORE blue

GEDORE Chassis
- Total load capacity 300 kg
- 2 high-performance wheels on roller bearings (fixed castors Ø 140 mm)
- 2 smooth running wheels on ball bearings (swivel castors Ø 100 mm), one with total brake
- The GEDORE trapezoidal axle construction secures smooth running, manoeuvrability and track-keeping also in case of maximum loads

Accessories:
- 8 length- (LD) and 2 crosswise (CD) dividers from zinc-plated sheet steel

Options:
- Can be equipped with GEDORE tool modules (1500 ES/1500 CT)
- Optionally extendable with GEDORE tool chest 1430
- Special colours and designs available on request
- Delivery without tools and accessories

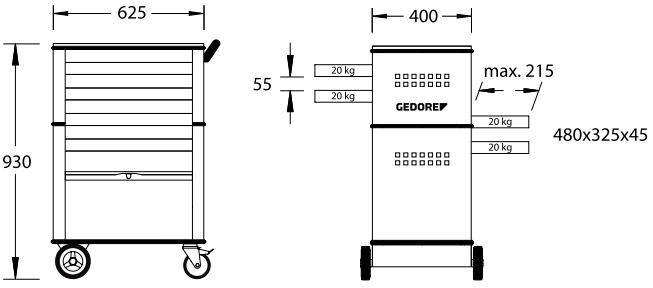

H	W	D	LD	CD	kg	Code	No.
930	625	400	8x	2x	40.0	6627550	1580

1578
TOOL TROLLEY

with 6 drawers



Body:
- Dimensions: H 930 x W 605 x D 375 mm
- Working platform in ABS, with 3 compartments for small parts
- With handle for easy pushing, pulling and turning
- Heel protection for your safety
- Sheet steel, corrosion resistant and scratch-proof powder-coated, GEDORE blue

Drawers:
- Central locking with cylinder lock
- 4 wide drawers (W 480 x D 325 x H 75 mm)
- 1 wide drawer (W 480 x D 325 x H 120 mm)
- 1 wide drawer (W 480 x D 325 x H 210 mm)
- All drawers open either side
- Can be individually equipped with lengthwise and crosswise dividers (can be ordered individually)
- Load capacity per drawer 20 kg
- Sheet steel, corrosion resistant and scratch-proof powder-coated, GEDORE blue

GEDORE Chassis
- Total load capacity 200 kg
- 2 high-performance wheels on roller bearings (fixed castors Ø 140 mm)
- 2 smooth running wheels on ball bearings (swivel castors Ø 100 mm), one with total brake
- The GEDORE trapezoidal axle construction secures smooth running, manoeuvrability and track-keeping also in case of maximum loads

Accessories:
- 6 length- (LD) and 2 crosswise (CD) dividers from zinc-plated sheet steel

Options:
- Can be equipped with GEDORE tool modules (1500 ES/1500 CT)
- Special colours and designs available on request
- Delivery without tools and accessories

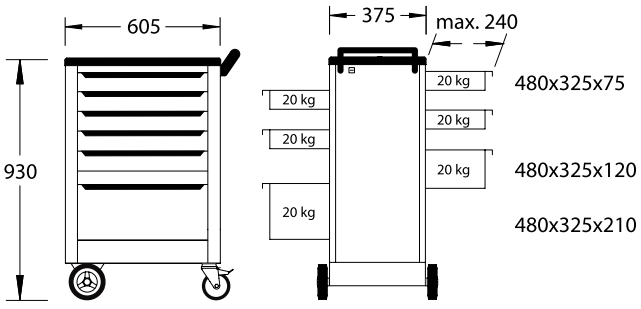

H	W	D	LD	CD	kg	Code	No.
930	605	375	6x	2x	43.5	9018140	1578

Top Tool Chests

Suitable for all GEDORE tool trolleys with a work surface of W 625 x D 400 mm
Drawers fully extendable
Supplied with length- and crosswise dividers
Delivery without tools

1430
TOOL CHEST

› Designed particularly as top box for trolley 1580

Body:
› Dimensions: H 305 x W 625 x D 400 mm
› ABS top
› Heel and impact protection for your safety
› Sheet steel, corrosion resistant and scratch-proof powder-coated, GEDORE blue

Drawers:
› Central locking with cylinder lock
› 3 wide drawers (W 480 x D 325 mm) fully extendable, removable
› Each drawer with safety locking, single-hand operation
› Ball-bearing guide rails
› Can be individually equipped with lengthwise and crosswise dividers (can be ordered individually)
› Load capacity per drawer 40 kg
› Sheet steel, corrosion resistant and scratch-proof powder-coated, GEDORE blue

Accessories:
› 6 length- (LD) and 2 crosswise dividers (CD) in zinc-plated sheet steel

Options:
› Can be equipped with GEDORE tool modules (1500 ES/1500 CT)
› Special colours and designs available on request
› Delivery without tools and accessories



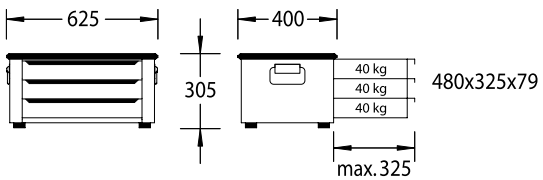

H	W	D	LD	CD	kg	Code	No.
305	625	400	6x	2x	26.0	6618130	1430

2430
TOOL CHEST

Body:
› Dimensions: H 345 x W 775 x D 475 mm
› Working platform in ABS with 3 compartments for small parts
› Sheet steel, corrosion resistant and scratch-proof powder-coated, GEDORE blue

Drawers:
› Central locking with cylinder lock
› Wide drawers (W 640 x D 400 x H 67 mm) fully extendable, removable
› Each drawer with safety locking, single-hand operation
› Ball-bearing guide rails
› Can be individually equipped with lengthwise and crosswise dividers (can be ordered individually)
› Load capacity per drawer 40 kg
› Sheet steel, corrosion- and scratch-resistant powder-coated, GEDORE blue

Use:
› Designed particularly as top box for trolleys 2004, 2005

Accessories:
› 6 length- (LD) and 2 crosswise dividers (CD) in zinc-plated sheet steel

Options:
› Can be equipped with GEDORE tool modules (1500 ES/1500 CT)
› Safe locking drawers on request



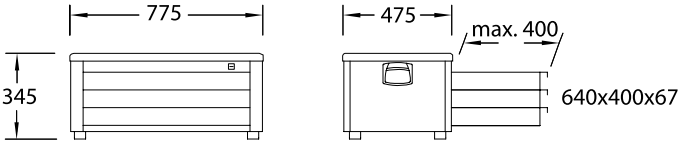

H	W	D	LD	CD	kg	Code	No.
345	775	475	6x	2x	34.0	1888927	2430

Accessories Tool Trolleys

2004 HP
WOOD PLATE

- To fit in the plastic top, 30 mm thick, to get an additional work surface
- Multiplex beech wood
- For tool trolleys 2004 and 2005 and tool chest 2430
- No. 2004 HP until 03/2014 for depth 435 mm, no. 2004 HP-14 as from 04/2014, for depth 475 mm





W	D	mm	Execution	kg	Code	No.
590	410	30	until 03/2014	5.0	1446967	2004 HP
563	409	30	as from 04/2014	5.0	2879883	2004 HP-14

R 2004 L
REAR PANEL

- Automatically raised by two gas springs
- Neat arrangement of tools on square perforation 10 x 38 mm
- The complete loaded rear wall can be simply lowered
- Central locking with cylinder lock
- Can be attached to 2004, 2005
- Delivery without tools



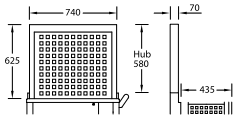

H	W	D	kg	Code	No.
768	770	116	25.0	1446169	R 2004 L

RT 2004 L
REAR PANEL BOARD

- Square perforation 10 x 38 mm
- Can be attached to 2004 and 2005 (as well as old models 2002 and 2003)



H	W	D	kg	Code	No.
715	765	30	11.0	2663104	RT 2004 L

1500 H 13
ANTI-SLIP MAT

Products sold by the metre

- For all drawers in GEDORE tool trolleys and workbenches
- Various areas of application: Workshop, household, car, spare time...
- Enormous slip resistance on many different surfaces
- Can be cut to size
- Resistant to temperatures from -30 °C to +100 °C
- Melting point approx. +250 °C
- Flame resistant
- Resistant to chemicals
- Shock- and noise absorbing
- Dimensions: W 475 x L 2000 mm



L m	W	kg	Code	No.
2	475	0.540	5790250	1500 H 13

Workbenches

1505
MOBILE WORKBENCH

Body:
- Dimensions: H 900 x W 1100 x D 652 mm
- 40 mm thick multiplex beech wood worktop, surface additionally protected by linseed oil varnish
- Large usable storage space with shelf and door
- Easy, safe movement with pull handle
- Heel protection for your safety
- Sheet steel, corrosion resistant and scratch-proof powder-coated, GEDORE blue

Drawers:
- Central locking with cylinder lock
- 5 wide drawers (W 480 x D 550 mm), extendable up to 505 mm, removeable
- Each drawer with safety locking, single-hand operation
- Ball-bearing guide rails
- Can be individually equipped with lengthwise and crosswise dividers (can be ordered individually)
- Load capacity per drawer 40 kg
- Sheet steel, corrosion resistant and scratch-proof powder-coated, GEDORE blue

GEDORE Jumbo heavy-duty chassis:
- Total load capacity 2000 kg, 500 kg when mobile
- 4 GEDORE wheels on roller bearings with independent wheel suspension
- Absolutely stable standing when lowered
- Mobile due to hydraulic raising mechanism, just lift the pull handle
- High floor clearance

Accessories:
- 2 distance modules No. 1500 ED-70 K
- 9 length- (LT) and 9 crosswise (QT) dividers from zinc-plated sheet steel

Options:
- Can be equipped with GEDORE tool modules (1500 ES/1500 CT)
- Rear panel R 1504 L can be added
- Delivery without tools and accessories
- Special colours and designs available on request



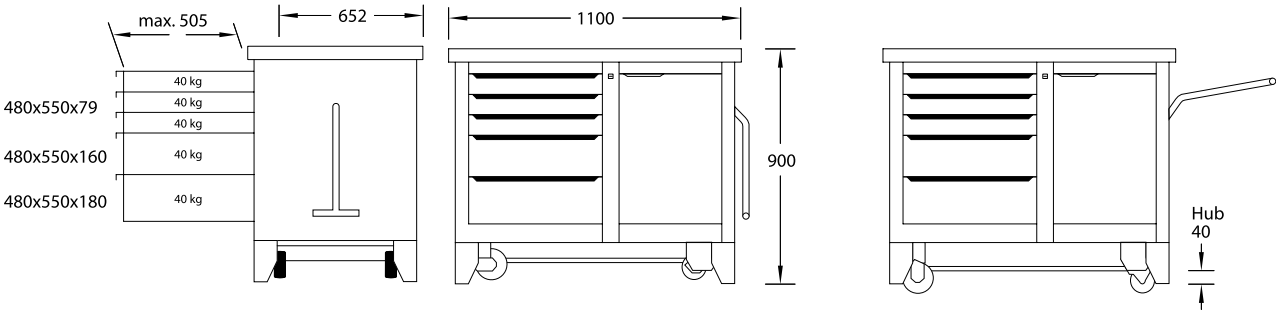

Description	H	W	D	mm	LD	CD	kg	Code	No.
Mobile workbench	900	1100	652	40	9x	9x	138.0	6621780	1505
Mobile workbench with vice	900	1100	652	40	9x	9x	156.5	6621860	1505 S

R 1504 XL-L ›34



411 ›554



1506 XL
MOBILE WORKBENCH EXTRA WIDTH

Body:
- Dimensions: H 985 x W 1250 x D 550 mm
- 30 mm thick multiplex beech wood worktop, surface additionally protected by linseed oil varnish
- With two similar drawer blocks
- Heel protection for your safety
- Sheet steel, corrosion resistant and scratch-proof powder-coated, GEDORE blue

Drawers:
- Central locking with cylinder lock
- Wide drawers (W 480 x D 400 mm) fully extendable, removable
- Each drawer with safety locking, single-hand operation
- Ball-bearing guide rails
- Can be individually equipped with lengthwise and crosswise dividers (can be ordered individually)
- Load capacity per drawer 40 kg, bottom heavy-duty drawers 60 kg
- Sheet steel, corrosion resistant and scratch-proof powder-coated, GEDORE blue

GEDORE High-performance chassis:
- Total load capacity 700 kg, 500 kg when mobile
- 2 high-performance wheels on roller bearings (fixed castors Ø 200 mm)
- 2 smooth running wheels on ball bearings (swivel castors Ø 125 mm), both with total brake
- The GEDORE trapezoidal axle construction secures smooth running, manoeuvrability and track-keeping also in case of maximum loads

Accessories:
- 4 distance modules No. 1500 ED-70 K
- Length- (LT) and crosswise (QT) dividers from zinc-plated sheet steel

Options:
- Can be equipped with GEDORE tool modules (1500 ES/1500 CT)
- Rear panel R 1504 XL-L can be added
- Further drawer combinations on request
- Special colours and designs available on request
- Delivery without tools and accessories



1506 XL
VARIANTS




No.	1506 XL 2511	1506 XL 2810
	14 drawers: 10x type 1, H = 67 mm 2x type 2, H = 137 mm 2x type 3, H = 207 mm	18 drawers: 16x type 1, H = 67 mm 2x type 2, H = 137 mm
H	985	985
W	1250	1250
D	550	550
mm	30	30
LD	15x	15x
CD	3x	3x
kg	140.0	150.0
Code	2528088	2528096

1506 XL 2511

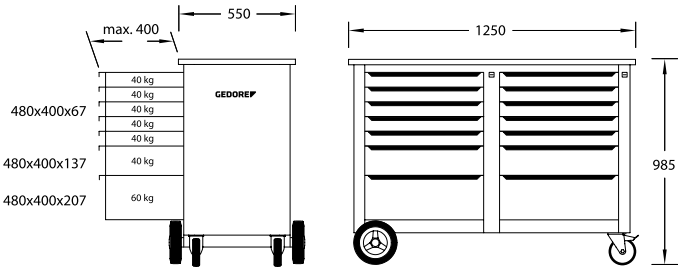

1506 XL 2810

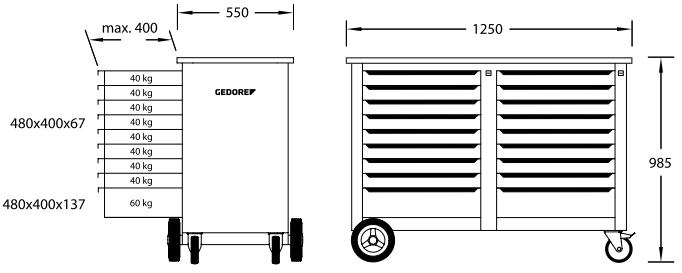

1504
MOBILE WORKBENCH

Body:
- Dimensions: H 985 x W 1100 x D 550 mm
- 30 mm thick multiplex beech wood worktop, surface additionally protected by linseed oil varnish
- Large storage space with shelf and door
- Heel protection for your safety
- Sheet steel, corrosion resistant and scratch-proof powder-coated, GEDORE blue

Drawers:
- Central locking with cylinder lock
- Wide drawers (W 480 x D 400 mm) fully extendable, removable
- Each drawer with safety locking, single-hand operation
- Ball-bearing guide rails
- Can be individually equipped with lengthwise and crosswise dividers (can be ordered individually)
- Load capacity per drawer 40 kg, bottom heavy-duty drawer 60 kg (apart from no. 1504 1000)
- Sheet steel, corrosion resistant and scratch-proof powder-coated, GEDORE blue

GEDORE High-performance chassis:
- Total load capacity 700 kg, 500 kg when mobile
- 2 high-performance wheels on roller bearings (fixed castors Ø 200 mm)
- 2 smooth running wheels on ball bearings (swivel castors Ø 125 mm), both with total brake
- The GEDORE trapezoidal axle construction secures smooth running, manoeuvrability and track-keeping also in case of maximum loads

Accessories:
- 4 distance modules no. 1500 ED-70 K
- Length- (LT) and crosswise (QT) dividers from zinc-plated sheet steel

Options:
- Can be equipped with GEDORE tool modules (1500 ES/1500 CT)
- Rear panel no. R 1504 L or RT 1504 L can be added
- Further drawer combinations on request
- Special colours and designs available on request
- Delivery without tools and accessories



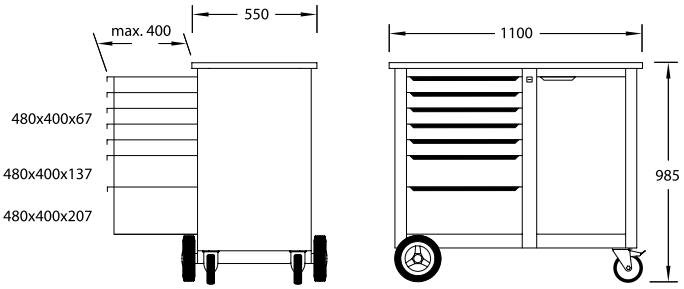

1504
VARIANTS





Code	6622830	6623050	1814958
▭	7 drawers: 5x type 1, H = 67 mm 1x type 2, H = 137 mm 1x type 3, H = 207 mm	7 drawers: 5x type 1, H = 67 mm 1x type 2, H = 137 mm 1x type 3, H = 207 mm	6 drawers: 3x type 1, H = 67 mm 2x type 2, H = 137 mm 1x type 3, H = 207 mm
Description	Mobile workbench with 7 drawers	Mobile workbench with 7 drawers and vice	Mobile workbench with 6 drawers
H	985	985	985
W	1100	1100	1100
D	550	550	550
LD	10x	10x	6x
CD	2x	2x	2x
kg	103.0	112.5	96.0
No.	1504 0511	1504 0511 S	1504 0321





Code	1814931	1814923	1814915
▭	8 drawers: 7x type 1, H = 67 mm 1x type 3, H = 207 mm	9 drawers: 8x type 1, H = 67 mm 1x type 2, H = 137 mm	10 drawers: 10x type 1, H = 67 mm
Description	Mobile workbench with 8 drawers	Mobile workbench with 9 drawers	Mobile workbench with 10 drawers
H	985	985	985
W	1100	1100	1100
D	550	550	550
LD	10x	15x	15x
CD	2x	3x	3x
kg	99.0	106.0	110.0
No.	1504 0701	1504 0810	1504 1000

1504 0511 + 1504 0511 S

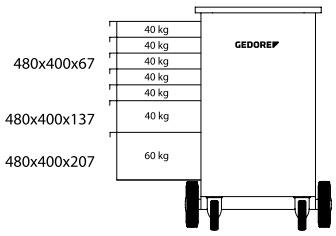

1504 0321

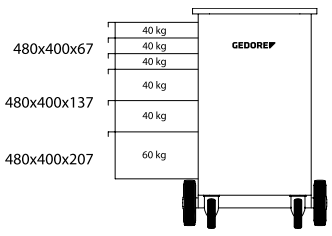

1504 0701

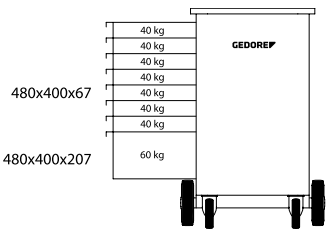

1504 0810

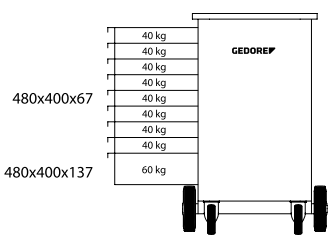

1504 1000

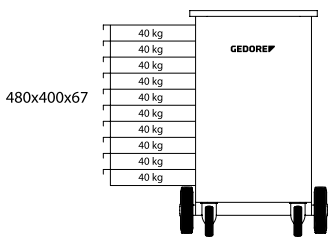

1504 XL
MOBILE WORKBENCH EXTRA WIDTH

Body:
- Dimensions: H 985 x W 1250 x D 550 mm
- 30 mm thick multiplex beech wood worktop, surface additionally protected by linseed oil varnish
- Large usable storage space with shelf and door
- Heel protection for your safety
- Sheet steel, corrosion resistant and scratch-proof powder-coated, GEDORE blue

Drawers:
- Central locking with cylinder lock
- 1 XL drawer (W 1055 x D 400), 6 wide drawers (W 640 x D 400 mm) fully extendable, removable
- Each drawer with safety locking, single-hand operation
- Ball-bearing guide rails
- Can be individually equipped with lengthwise and crosswise dividers (can be ordered individually)
- Load capacity per drawer 40 kg, bottom heavy-duty drawer 60 kg
- Sheet steel, corrosion resistant and scratch-proof powder-coated, GEDORE blue

GEDORE High-performance chassis:
- Total load capacity 700 kg, 500 kg when mobile
- 2 high-performance wheels on roller bearings (fixed castors Ø 200 mm)
- 2 smooth running wheels on ball bearings (swivel castors Ø 125 mm), both with total brake
- The GEDORE trapezoidal axle construction secures smooth running, manoeuvrability and track-keeping also in case of maximum loads

Accessories:
- 10 length- (LT) and 2 crosswise (QT) dividers from zinc-plated sheet steel

Options:
- Can be equipped with GEDORE tool modules (1500 ES/1500 CT or 2005 CT)
- Rear panel R 1504 XL-L can be added
- Further drawer combinations on request
- Special colours and designs available on request
- Delivery without tools and accessories



H	W	D	mm	kg	Code	No.
985	1250	550	30	120.0	1988468	1504 XL

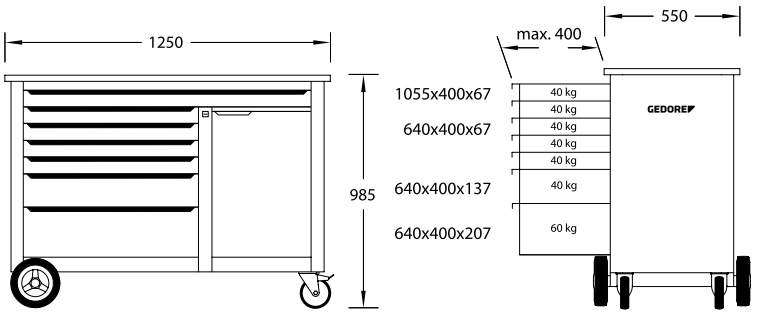

SL 2013 / SL 3014 / SL 1912 / SL 1916 ›175/191/218



BR 1504
MOBILE WORKBENCH
with self raising rear panel

Body:
- Dimensions: H 985 x W 1100 x D 550 mm
- 30 mm thick multiplex beech wood worktop, surface additionally protected by linseed oil varnish
- Large usable storage space with shelf and door
- With rear panel, square perforation 10 x 38 mm to fix hooks and tools, with lowering mechanism, can be raised by 2 gas springs
- Heel protection for your safety
- Sheet steel, corrosion resistant and scratch-proof powder-coated, GEDORE blue

Drawers:
- Central locking with cylinder lock
- Wide drawers (W 480 x D 400 mm) fully extendable, removable
- Each drawer with safety locking, single-hand operation
- Ball-bearing guide rails
- Can be individually equipped with lengthwise and crosswise dividers (can be ordered individually)
- Load capacity per drawer 40 kg, bottom heavy-duty drawer 60 kg
- Sheet steel, corrosion resistant and scratch-proof powder-coated, GEDORE blue

GEDORE High-performance chassis:
- Total load capacity 700 kg, 500 kg when mobile
- 2 high-performance wheels on roller bearings (fixed castors Ø 200 mm)
- 2 smooth running wheels on ball bearings (swivel castors Ø 125 mm), both with total brake
- The GEDORE trapezoidal axle construction secures smooth running, manoeuvrability and track-keeping also in case of maximum loads

Accessories:
- 2 distance modules No. 1500 ED-70 K
- 10 length- (LT) and 2 crosswise (QT) dividers from zinc-plated sheet steel

Options:
- Can be equipped with GEDORE tool modules (1500 ES/1500 CT)
- Further drawer combinations on request
- Special colours and designs available on request
- Delivery without tools and accessories



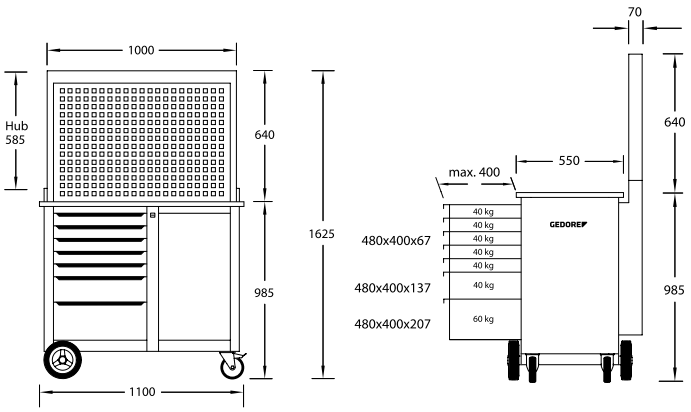

Description	H	W	D	mm	LD	CD	kg	Code	No.
Workbench with rear panel	985	1100	550	30	10x	2x	128.0	6624450	BR 1504 0511 L
Workbench with rear panel + hook assortment	985	1100	550	30	10x	2x	130.0	6623990	BR 1504 0511 LH
Workbench with rear panel + vice	985	1100	550	30	10x	2x	142.5	6624370	BR 1504 0511 S

411 ›554



1500 ES / 1500 CT ›98/106





BR 1500 LH
WORKBENCH WITH TOOL CABINET

Body workbench:
- Dimensions: H 900 x W 2000 x D 875 mm
- 40 mm thick multiplex beech wood worktop, surface additionally protected by linseed oil varnish
- Large storage space with shutter
- Heel protection for your safety
- Sheet steel, corrosion resistant and scratch-proof powder-coated, GEDORE blue

Body cabinet:
- Dimensions: H 890 x W 1810 x D 170 mm
- Shutter with cylinder lock
- Rear panel with square perforation 10 x 38 mm to fix hooks and tools
- Sheet steel, corrosion resistant and scratch-proof powder-coated, GEDORE blue
- Shutter from sheet steel, corrosion resistant and scratch-proof powder-coated, GEDORE blue

Drawers workbench:
- Separate central locking of drawers and shutter with cylinder locks
- 5 wide drawers (W 480 x D 550 mm), extendable up to 505 mm, removeable
- Ball-bearing guide rails
- Can be individually equipped with lengthwise and crosswise dividers (can be ordered individually)
- Load capacity per drawer 40 kg
- Sheet steel, corrosion resistant and scratch-proof powder-coated, GEDORE blue
- Total load capacity (workbench) 2000 kg

Accessories:
- 85-piece hook assortment 1500 HS 23
- 9 length- (LT) and 9 crosswise (QT) dividers from zinc-plated sheet steel

Options:
- Can be equipped with GEDORE tool modules (1500 ES/1500 CT)
- Special colours and designs available on request
- Delivery without tools and accessories



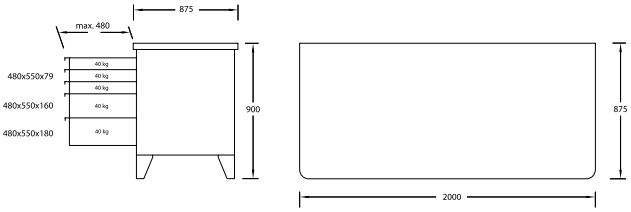

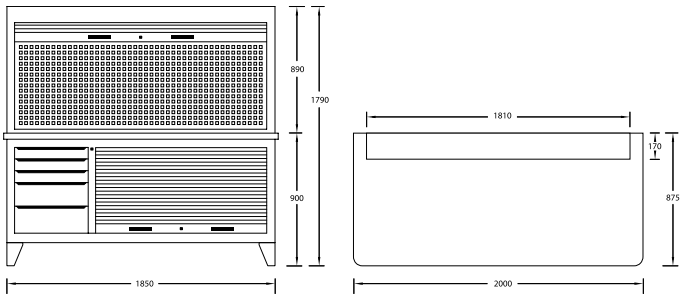

BR 1500
VARIANTS



No.	BR 1500 LH	B 1500 L	R 1500 L
Description	Workbench with tool cabinet	Workbench without tool cabinet	Tool cabinet with blind, empty
H	1790	900	890
W	2000	2000	1810
D	875	875	170
mm	40	40	
LD	9x	9x	
CD	9x	9x	
kg	203.7	166.0	78.0
Code	6618210	6618050	6617910

1502
MOBILE WORKBENCH

Body:
- Dimensions: H 875 x W 950 x D 550 mm
- 25 mm thick multiplex beech wood worktop, surface additionally protected by linseed oil varnish
- Large, easily-accessible spaces for bulky parts
- Heel protection for your safety
- Sheet steel, corrosion resistant and scratch-proof powder-coated, GEDORE blue

Drawers:
- Central locking with cylinder lock
- 6 wide drawers (W 480 x D 400 mm) fully extendable, removable
- Each drawer with safety locking, single-hand operation
- Ball-bearing guide rails
- Can be individually equipped with lengthwise and crosswise dividers (can be ordered individually)
- Load capacity per drawer 40 kg, bottom heavy-duty drawer 60 kg
- Sheet steel, corrosion resistant and scratch-proof powder-coated, GEDORE blue

GEDORE High-performance chassis:
- Total load capacity 700 kg, 500 kg when mobile
- 2 high-performance wheels on roller bearings (fixed castors Ø 200 mm)
- 2 smooth running wheels on ball bearings (swivel castors Ø 125 mm), both with total brake
- The GEDORE trapezoidal axle construction secures smooth running, manoeuvrability and track-keeping also in case of maximum loads

Accessories:
- 2 distance modules No. 1500 ED-70 K
- 10 length- (LT) and 2 crosswise (QT) dividers from zinc-plated sheet steel

Options:
- Can be equipped with GEDORE tool modules (1500 ES/1500 CT)
- Special colours and designs available on request
- Delivery without tools and accessories



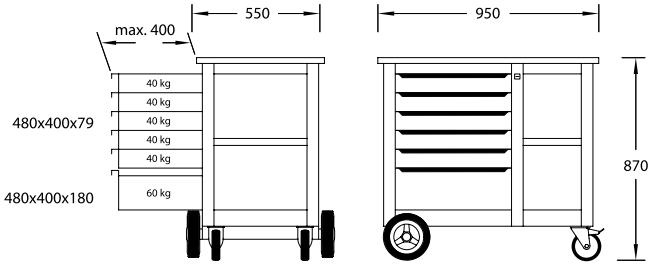

Description	H	W	D	mm	LD	CD	kg	Code	No.
Mobile workbench	870	950	550	25	10x	2x	78.0	6620540	1502
Mobile workbench with vice	870	950	550	25	10x	2x	85.0	6620620	1502 S

Folding workbench

B 1525
FOLDING WORKBENCH

Body:
- Dimensions: H 810/140 x W 1000 x D 700 mm
- Strong beech wood worktop with zinc-plated steel edge protector - corrosion resistant
- Stable folding, space-saving and mobile

GEDORE Base:
- Total load capacity 500 kg
- Steel tube, corrosion resistant and scratch-proof powder-coated, GEDORE blue
- Delivery without tools and accessories



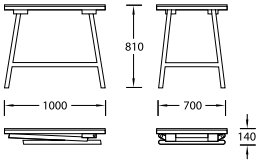

H	W	D	mm	kg	Code	No.
810	1000	700	30	32.0	6622910	B 1525

Accessories for Workbenches

R 1504 L
REAR PANEL

- Can be attached to workbench 1504 or 1505
- Automatically raised by two gas springs, lockable with cylinder lock
- Neat arrangement of tools
- Square perforation 10 x 38 mm
- Dimensions: H 640 x W 1000 x D 70 mm
- GEDORE blue
- Execution LH with hook assortment No. 1504 HS

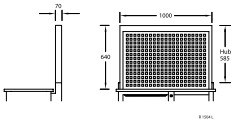



Description	H	W	D	kg	Code	No.
Rear panel empty	640	1000	70	28.0	6623800	R 1504 L
Rear panel empty with hook assortment	640	1000	70	30.0	6624020	R 1504 LH

R 1504 XL-L
REAR PANEL

- Can be attached to workbench 1504 XL, 1506 XL
- Automatically raised by two gas springs, lockable with cylinder lock
- Neat arrangement of tools
- Square perforation 10 x 38 mm
- Dimensions: H 640 x W 1190 x D 70 mm
- GEDORE blue
- Execution LH with hook assortment No. 1504 HS



Description	H	W	D	kg	Code	No.
Rear panel empty	640	1190	70	29.0	2251787	R 1504 XL-L
Rear panel empty with hook assortment	640	1190	70	31.0	2251795	R 1504 XL-LH

RT 1504 L
REAR PANEL BOARD

- Can be attached to workbenches 1504 and 1505
- Square perforation 10 x 38 mm
- GEDORE blue
- Including attachment material



H	W	D	kg	Code	No.
715	1025	30	5.0	2477025	RT 1504 L

Accessories Tool Trolleys / Workbenches

1500 H 13
ANTI-SLIP MAT

Products sold by the metre

- For all drawers in GEDORE tool trolleys and workbenches
- Various areas of application: Workshop, household, car, spare time...
- Enormous slip resistance on many different surfaces
- Can be cut to size
- Resistant to temperatures from -30 °C to +100 °C
- Melting point approx. +250 °C
- Flame resistant
- Resistant to chemicals
- Shock- and noise absorbing
- Dimensions: W 475 x L 2000 mm



L m	W	kg	Code	No.
2	475	0.540	5790250	1500 H 13

Drawer Partitions

E-1500 - E-2500
LENGTHWISE DIVIDER

slotted

- In two different heights
- In five different lengths for varying drawer depths
- In zinc-plated sheet steel



H	L	for use with	kg	Code	No.
42	317	1580	0.136	5325840	E-1580/14
60	320	1430	0.190	5326570	E-2500/62
60	395	2005, 1504 XL (type 1), 1506 XL (type 1), 2430	0.235	1886932	E-2005 KL/42
60	397	1502 (1-5), 1504 (1-6), 2004 (type 1)	0.208	5326490	E-1504 KL/57
60	548	B 1500 (1-3), 1505 (1-3)	0.312	5315880	E-B 1500/38

E-2005 CT
LENGTHWISE DIVIDER

without slots

- To fix the modules 2005 CT2

H	kg	Code	No.
40	0.248	2104601	E-2005 CT H-40

E-1580
CROSSWISE DIVIDER

- Usage: 1580
- In three different lengths, to fit the lengthwise dividers
- In zinc-plated sheet steel



E-1580/11-40

L	H	kg	Code	No.
40	40	0.012	1394878	E-1580/11-40
80	40	0.024	5325760	E-1580/11-80
120	40	0.036	5326140	E-1580/11-120

E-3000
CROSSWISE DIVIDER

- Usage: 1430, B 1500 (1-3), 1502 (1-5), 1504 (1-6), 1504 XL, 1505 (1-3), 1506 XL (type 1), 2004 (type 1), 2005 (type 1), 2430
- In zinc-plated sheet steel



L	H	kg	Code	No.
80	55	0.035	5326060	E-3000/37-80
120	55	0.050	5326220	E-3000/37-120

Tool Cabinets

1400 L
TOOL CABINET

Body:
- Dimensions: H 970 x W 650 x D 250 mm
- Sheet steel, corrosion resistant and scratch-proof powder-coated, GEDORE blue
- With storage, three drawers and fixed tool holders, e.g. for set S 1400
- With loose modules for sockets, ratchets, extensions, etc.

Doors:
- Central locking with cylinder lock

Drawers:
- 2 drawers (W 478 x D 210 x H 46 mm)
- 1 drawer (W 478 x D 210 x H 72 mm)
- Sheet steel, corrosion resistant and scratch-proof powder-coated, GEDORE blue

Options:
- Special colours and designs available on request
- Delivery without tools and accessories



H	W	D	kg	Code	No.
970	650	250	33.0	6612600	1400 L

1401 L
TOOL CABINET

Body:
- Dimensions: H 970 x W 650 x D 250 mm
- Sheet steel, corrosion resistant and scratch-proof powder-coated, GEDORE blue
- Doors and body with Euro perforation 10 x 38 mm to fix hooks
- With three drawers
- With loose modules for sockets, ratchets, extensions, etc.

Doors:
- Central locking with cylinder lock

Drawers:
- 2 drawers (W 478 x D 210 x H 46 mm)
- 1 drawer (W 478 x D 210 x H 72 mm)
- Sheet steel, corrosion resistant and scratch-proof powder-coated, GEDORE blue

Options:
- Special colours and designs available on request
- Delivery without tools and accessories



Compilation	H	W	D	kg	Code	No.
Cabinet empty	970	650	250	39.0	5610610	1401 L
Cabinet 1401 L	970	650	250	34.0	6611550	1401 LH
+ hook assortment 1500 HS 11						

Tool Panels

R 1500 L
TOOL CABINET

- Suitable as workbench top

Body:
- Dimensions: H 890 x W 1810 x D 170 mm
- Sheet steel, corrosion resistant and scratch-proof powder-coated, GEDORE blue
- Rear wall with Euro perforation 10 x 38 mm to fix hooks

Shutter:
- Central locking with cylinder lock
- Sheet steel, corrosion resistant and scratch-proof powder-coated, GEDORE blue

Options:
- Special colours and designs available on request
- Delivery without tools and accessories



Compilation	H	W	D	kg	Code	No.
Cabinet empty	890	1810	170	78.0	6617910	R 1500 L
Cabinet R 1500 L	890	1810	170	81.2	6619100	R 1500 LH
+ hook assortment 1500 HS 23						

1450 L
TOOL PANEL

- Proposed tool assortment serves as the basic equipment for workshop, garage or hobby
- Further panels can be added in either direction, with special spacers for wall fitting
- Made from solid sheet steel 1.5 mm thick, all 4 edges are bevelled
- Euro perforation 10 x 38 mm
- Dimensions: L 987 x H 493 mm
- GEDORE blue powder-coated
- Tools not supplied



L	H	kg	Code	No.
987	493	5.5	5617110	1450 L

Tool holders / Tool hooks

Suitable for GEDORE tool trolleys and panels with square perforation 10 x 38 mm

1500 H 4
BASE PLATE

- With M6 thread for universal fixing
- Suitable for perforated panels with square perforation 10 x 38 mm
- Zinc-plated



kg	Code	No.
0.026	1446185	1500 H 4

1500 H 2 - 1500 H 3
SPRING CLAMP

- Suitable for perforated panels with square perforation 10 x 38 mm
- Zinc-plated



1500 H 2-16

mm	Ø	kg	Code	No.
31	10-12	0.025	2008351	1500 H 2-10
31	12-16	0.026	5803760	1500 H 2-13
31	16-18	0.027	2008378	1500 H 2-16
44	23-29	0.028	5803840	1500 H 3

1500 H 0
TOOL HOOK
straight mandrel

- Ø 4 mm especially suitable for GEDORE screwdrivers with hanging hole
- Suitable for perforated panels with square perforation 10 x 38 mm
- Zinc-plated



mm	Ø	kg	Code	No.
50	4	0.028	5803410	1500 H 0-50

1500 H 18
TOOL HOOK
straight mandrel

- Suitable for perforated panels with square perforation 10 x 38 mm
- Zinc-plated
- Delivery without tools



1500 H 18-50

mm	Ø	kg	Code	No.
50	6	0.034	2008386	1500 H 18-50
100	6	0.046	2008394	1500 H 18-100
150	6	0.056	2008408	1500 H 18-150

1500 H 5
PAPER ROLL HOLDER

- Suitable for perforated panels with square perforation 10 x 38 mm



mm	Ø	kg	Code	No.
250	6	0.094	5798660	1500 H 5

1500 H 1
TOOL HOOK
inclined hook end

- Suitable for perforated panels with square perforation 10 x 38 mm
- Zinc-plated



mm	Ø	kg	Code	No.
50	4	0.028	5803680	1500 H 1-50

1500 H 29
TOOL HOOK
inclined hook end

- Suitable for perforated panels with square perforation 10 x 38 mm
- Zinc-plated
- Delivery without tools



1500 H 29-50

mm	Ø	kg	Code	No.
50	6	0.034	2008572	1500 H 29-50
100	6	0.046	2008580	1500 H 29-100

1500 H 30
TOOL HOOK
for sockets

- Suitable for perforated panels with square perforation 10 x 38 mm
- Zinc-plated



L_1	L_2	Ø	kg	Code	No.
15	40	6	0.034	2008599	1500 H 30

1500 H 20
TOOL HOLDER
vertical hook end

- Suitable for perforated panels with square perforation 10 x 38 mm
- Zinc-plated
- Delivery without decoration



1500 H 20-35

mm	Ø	kg	Code	No.
35	6	0.034	1879162	1500 H 20-35
75	6	0.046	2008440	1500 H 20-75
135	6	0.056	2008459	1500 H 20-135

1500 H 39
TOOL HOLDER
for pliers

- Suitable for perforated panels with square perforation 10 x 38 mm
- Zinc-plated
- Delivery without tools



kg	Code	No.
0.065	2656582	1500 H 39

1500 H 19
TOOL HOLDER
double, straight mandrel

- Suitable for perforated panels with square perforation 10 x 38 mm
- Zinc-plated
- Delivery without tools



1500 H 19-50

mm	Ø	kg	Code	No.
50	6	0.074	2008416	1500 H 19-50
100	6	0.098	2008424	1500 H 19-100
150	6	0.118	2008432	1500 H 19-150

1500 H 21
TOOL HOLDER
double, vertical hook end

- For hammers and ratchets
- Suitable for perforated panels with square perforation 10 x 38 mm
- Zinc-plated
- Delivery without tools



1500 H 21-50

mm	Ø	kg	Code	No.
35	6	0.076	2008475	1500 H 21-35
50	6	0.080	1879170	1500 H 21-50
75	6	0.090	2008483	1500 H 21-75

1500 H 22
TOOL HOLDER
for pliers

- Suitable for perforated panels with square perforation 10 x 38 mm
- Zinc-plated
- Delivery without tools



1500 H 22-55

W	D	kg	Code	No.
35	20	0.062	2008491	1500 H 22-35
55	20	0.066	1879189	1500 H 22-55

1500 H 31
ROUND HOLDER

- Suitable for perforated panels with square perforation 10 x 38 mm
- Zinc-plated
- Delivery without tools



W	L	kg	Code	No.
27	65	0.068	2008602	1500 H 31

1500 H 23
MACHINE HOLDER FOR BATTERY SCREWDRIVER

- Suitable for perforated panels with square perforation 10 x 38 mm
- Zinc-plated
- Delivery without tools



1500 H 23-40

Ø	kg	Code	No.
40	0.068	2008513	1500 H 23-40
60	0.060	1879197	1500 H 23-60

1500 H 33
TUBE HOLDER

- Suitable for perforated panels with square perforation 10 x 38 mm
- Hook width 35 mm
- Powder-coated
- Delivery without decoration



1500 H 33-60

W	H	D	Ø	kg	Code	No.
58	67	74	60	0.114	2008629	1500 H 33-60
58	96	114	100	0.156	2008637	1500 H 33-100

1500 H 24
TOOL HOLDER
for screwdrivers

- Suitable for perforated panels with square perforation 10 x 38 mm
- Powder-coated
- Delivery without tools



1500 H 24-6

Execution	kg	Code	No.
for 6 pieces	0.100	1879200	1500 H 24-6
for 12 pieces	0.400	2008548	1500 H 24-12

1500 H 34-14
DRILL-BIT HOLDER
for 14 pieces

- Suitable for perforated panels with square perforation 10 x 38 mm
- With 14 holes, diam.: 2 ea. 3.0 4.2 6.5 7.5 8.5 16.5 mm, 1 ea. 10.5 12.5 mm
- Powder-coated
- Delivery without tools



W	H	D	kg	Code	No.
200	60	37	0.200	2008645	1500 H 34-14

1500 H 27
SOCKET HOLDER

- With 11 holes
- Hole diameter 10x 25 mm and 1x 27.5 mm
- Suitable for perforated panels with square perforation 10 x 38 mm
- Powder-coated
- Delivery without tools



W	H	D	kg	Code	No.
352	60	54	0.500	1920634	1500 H 27

1500 H 25-3
TOOL HOLDER
for 3 cans

- Suitable for perforated panels with square perforation 10 x 38 mm
- Powder-coated
- Delivery without decoration



W	Ø	kg	Code	No.
300	70	0.600	1879219	1500 H 25-3

1500 H 37
SPANNER HOLDER

- Suitable for perforated panels with square perforation 10 x 38 mm
- For 8 spanners, suitable for no. 1 B, 2, 4, 6, 7, 7 R, 7 UR
- Powder-coated
- Delivery without tools



W	H	D	kg	Code	No.
124	66	145	0.220	2008696	1500 H 37

1500 H 38
SPANNER HOLDER

- Suitable for perforated panels with square perforation 10 x 38 mm
- For 10 spanners, suitable for no. 2, 6
- Powder-coated
- Delivery without tools

1500 H 38



W	H	D	kg	Code	No.
75-147	227	60	0.400	1920626	1500 H 38

1500 H 28
SHELF

- Suitable for perforated panels with square perforation 10 x 38 mm
- Powder-coated



W	H	D	kg	Code	No.
496	168	303	3.000	1933191	1500 H 28

1500 H 9
TRAY

- A handy place to keep tools that are needed constantly
- Suitable for perforated panels with square perforation 10 x 38 mm

1500 H 9-75



W	H	D	kg	Code	No.
456	50	75	0.854	1446924	1500 H 9-75
456	50	100	0.854	5792540	1500 H 9-100

1500 H 10
TRAY

- With four partitions, for often-needed small parts
- Suitable for perforated panels with square perforation 10 x 38 mm



W	H	D	kg	Code	No.
456	50	100	0.840	5792620	1500 H 10-100

VS 19 H
TOOL TRAY

- For sockets
- Suitable for perforated panels with square perforation 10 x 38 mm
- Dimensions: W 570 x D 25-45 mm
- In sheet steel, GEDORE blue



W	D	kg	Code	No.
570	25-45	0.550	5152640	VS 19 H

VS 245 H
CHISEL HOLDER EMPTY

- For 6 chisels
- Suitable for perforated panels with square perforation 10 x 38 mm
- Dimensions: W 195 x H 95 x D 22 mm
- In sheet steel, GEDORE blue



W	H	D	kg	Code	No.
195	95	22	0.300	5456270	VS 245 H

VS 1582
STORAGE TRAY

- Suitable for perforated panels with square perforation 10 x 38 mm



W	H	D	kg	Code	No.
320	100	90	1.118	5150270	VS 1582-3

OVERVIEW CONTENTS HOOK ASSORTMENTS 1500 HS

No.	Code		No.	1500 HS 11	1500 HS 14	1500 HS 17	1500 HS 23	1500 HS 28	1504 HS	1585 HS	1500 HS-1150	1500 HS-1006	1500 HS-1023	1500 HS-1090
			Code	**5799980**	**5802010**	**5804060**	**5804220**	**2008742**	**5802440**	**5801550**	**2656892**	**2656884**	**2656906**	**2656914**
			kg	2,680	2,388	3,514	4,958	1,768	1,958	0,654	3,056	19,516	3,269	8,284
1500 H 0-50	**5803410**			14	6	15	17		13		3	5	5	11
1500 H 1-50	**5803680**			23	20	32	43		13	10	12	39	35	15
1500 H 2-10	**2008351**										4		5	6
1500 H 2-13	**5803760**			1	6	4	12			5				
1500 H 3	**5803840**			2	1	2	10			5	1	11	2	2
1500 H 9-75	**1446924**											19	2	7
1500 H 20-35	**1879162**							4						
1500 H 20-75	**2008440**							2						
1500 H 20-135	**2008459**							2						
1500 H 21-35	**2008475**							6						
1500 H 22-35	**2008491**							2						
1500 H 23-40	**2008513**							1						
1500 H 24-6	**1879200**							1						
1500 H 27	**1920634**					1								
1500 H 29-50	**2008572**							3			17	10		3
1500 H 29-50	**2008580**							3						
1500 H 30	**2008599**											30		
1500 H 31	**2008602**							2						
1500 H 34-14	**2008645**							1						
1500 H 37	**2008696**							1						4
1500 H 38	**1920626**			1		1	1							
1500 H 39	**2656582**										2	6	4	6
VS 245 H	**5456270**			1	1	2	1		2		6			
VS 19 H	**5152640**				1	1	1							
H 6-8 B	**5079110**				1									
H 6-12 B	**5079540**								1					

H 6
HOLDER

› For double open ended spanner sets no. 6

› Suitable for perforated panels with square perforation 10 x 38 mm


H 6-8 B


H 6-12 B


H 6-8 L


H 6-12 L


E-PH 6-12 L

Description	W	H	D	kg	Code	No.
Sheet metal holder, empty for 8 spanners no. 6	390	140	15	0.372	5079110	H 6-8 B
Sheet metal holder, empty for 12 spanners no. 6	600	170	15	0.655	5079540	H 6-12 B
Plastic holder, empty for 8 spanners no. 6	250	70	57	0.154	5070080	H 6-8 L

Description	W	H	D	kg	Code	No.
Plastic holder, empty for 12 spanners no. 6	325	100	57	0.270	5070160	H 6-12 L
Plastic holder, empty for 8 spanners no. 6				0.018	5073930	E-PH 6-8 L
Plastic holder, empty for 12 spanners no. 6				0.038	5074070	E-PH 6-12 L

Suitable for perforated panels with square perforation 10 x 38 mm

1500 HS-1016	1500 HS-1000	1500 HS-1002	1500 HS-1400 GA	1500 HS-1005 A	1500 HS-1008	1500 HS-1151	1500 HS-1007	1500 HS-1400 Z	1500 HS-1093	1500 HS-1004	1500 HS-1092	1500 HS-1050	1500 HS-1024	1500 HS-1151 A	1500 HS-1091	1500 HS-1025
2656922	**2656930**	**2656949**	**2656957**	**2656965**	**2656973**	**2656981**	**2657015**	**2657023**	**2657031**	**2657058**	**2657066**	**2657074**	**2657082**	**2657090**	**2657104**	**265711**
0,845	1,109	4,526		1,985	9,087	1,662	6,215	0,907	0,817	1,927		0,996	1,887	1,620		0,908
	6	1	18	5	20	4	19	3	9	13	9	5	16	5	12	8
18	15	31	17	19	27	13	44	4	8	28	12	10	26	19	6	16
6	2	16		9	10	1	13	6	1	6		2	3	1	1	1
	5	6	6	12	7	5	7	7	2	6	1	1	11	5	1	4
					7		3									
	4	8	7	8	3	9	7	8		4	2	2	2	2		1
	9	15	19	23	21	13	23	1	2	20	1		6	15		
			24	1	3	1	1							1		
3	3	6	5	4	9	3	14	1	4	5	2	2	4	3	3	1
		8	14			1								1		

S 1005 A ›89



S 1000 ›74



S 1151 S 1151 A ›82



S 1400 G ›77



GEDORE WORKMO - THE MOBILE ARRANGEMENT-, TRANSPORT- AND WORKING SYSTEM

For maximum flexibility and safety

WORKMO®

- Combines transport, order and work – ergonomically and efficiently
- Thanks to the modular design quickly disassembled into portable units
- Multifunctional – with system
- Ideal for all who need a flexible and mobile workplace
- Individual modules or directly as a workstation
- The intelligent way to work mobile and professionally!
- Light and load secured

Light
- Low weight due to aluminum-plastic mix
- Ergonomic working heights

Drawer equipment
- Ideal to equip WorkMo components with GEDORE tools – Be aware of the respective drawer widths:

- B2 = maximum 2x 1/3 modules oder 1x 2/3 module





- B3 = maximum 4x 1/3modules oder 2x 2/3 modules

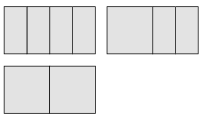



Individual
- WorkMo adapts exactly to the requirements of your individual working day
- With the foam configurator the tool equipment can be arranged individually

Compatible
- with the Sortimo® L-BOXX® range
- with the GEDORE tool modules 1500 ES/1500 CT

Fexible
- Expandable at any time (with castors, worktop etc.)
- For further system components see Sortimo®

Sturdy
- Robust handling – lockable - durable
- With rounded plastic edges as impact and scratch protection



1110 WM 221 + 1110 WM 24



Not included





CT-MODULES ›105

- For individual arrangement



1110 WMW-2
TOOL TROLLEY WORKMO W2

- Modular tool trolley
- Consisting of: 1110 WM 24, 1110 WM 221, 1110 WMR 23 and 1110 WMHP 2
- Mobile as complete unit or portable single units
- Ideal for transportation from the workshop to changing workplaces
- 6 drawers fully extendable suited for GEDORE 1500 ES/1500 CT modules
- For 2x 1/3 modules or 1x 2/3 module
- One compartment with locking device for GEDORE L-BOXX® 136 no. 1100 L (not included)
- Light and sturdy aluminum-plastic mix
- Mobile with roller skids with 4 swivel castors, 2 of them with total brake
- Wooden worktop for assembly work
- **Compatible with Sortimo® vehicle equipments and load securing**
- **Crash testet**
- Dimensions: W 526 x D 396 x H 1172 mm
- **Weight advantage** (up to 50 % lighter than comparable solutions!)



optional: 1100 L L-BOXX® 136 (not included)



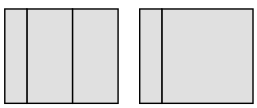

W	D	H	kg	Code	No.
526	396	1172	42.6	2954435	1110 WMW-2

1110 WMW-3
TOOL TROLLEY WORKMO W3

- Modular tool trolley
- Consisting of: 1110 WM 34, 1110 WM 321, 1110 WMR 23 and 1110 WMHP 3
- Mobile as complete unit or portable single units
- Ideal for transportation from the workshop to changing workplaces
- 6 drawers fully extendable suited for GEDORE 1500 ES/1500 CT modules
- For 4x 1/3 modules or 2x 2/3 modules
- One compartment with locking device for GEDORE L-BOXX® 136 no. 1100 L and GEDORE S-BOXX® no. 1110 WMSB 3 (both not included)
- Light and sturdy aluminum-plastic mix
- Mobile with roller skids with 4 swivel castors, 2 of them with total brake
- Wooden worktop for assembly work
- **Compatible with Sortimo® vehicle equipments and load securing**
- **Crash testet**
- Dimensions: W 789 x D 396 x H 1172 mm
- **Weight advantage** (up to 50 % lighter than comparable solutions!)



optional: 1100 L L-BOXX® 136 / 1110 WMSB 3 S-BOXX® (not included)



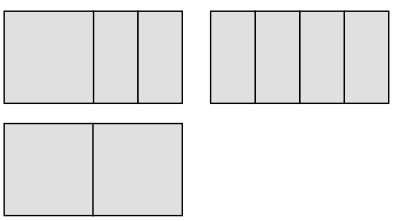

W	D	H	kg	Code	No.
789	396	1172	52.8	2954443	1110 WMW-3

GEDORE WorkMo - System components

1110 WM 24
TOOL BOX MODULE WORKMO W2

4 drawers H6

- 4 drawers fully extendable suited for GEDORE 1500 ES/1500 CT modules
- Light and sturdy aluminum-plastic mix
- Compatible with Sortimo® vehicle equipments and load securing
- Crash testet
- Load capacity per drawer 30 kg
- Dimensions: W 526 x D 396 x H 506 mm
- Drawer size inside: W 418 x D 314 x H 89 mm



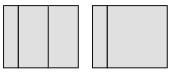

W	D	H	kg	Code	No.
526	396	506	18.6	2954311	1110 WM 24

1110 WM 221
TOOL BOX MODULE WORKMO W2

2 drawers H6, compartment for L-BOXX®

- 2 drawers fully extendable suited for GEDORE 1500 ES/1500 CT modules
- One compartment with locking device for GEDORE L-BOXX® 136 no. 1100 L (not included)
- Light and sturdy aluminum-plastic mix
- Compatible with Sortimo® vehicle equipments and load securing
- Crash testet
- Load capacity per drawer 30 kg
- Dimensions: W 526 x D 396 x H 506 mm
- Drawer size inside: W 418 x D 314 x H 89 mm



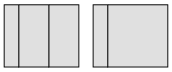

W	D	H	kg	Code	No.
526	396	506	17.2	2954338	1110 WM 221

1110 WM 34
TOOL BOX MODULE WORKMO W3

4 drawers H6

- 4 drawers fully extendable suited for GEDORE 1500 ES/1500 CT modules
- Light and sturdy aluminum-plastic mix
- Compatible with Sortimo® vehicle equipments and load securing
- Crash testet
- Load capacity per drawer 60 kg
- Dimensions: W 789 x D 396 x H 506 mm
- Drawer size inside: W 660 x D 314 x H 89 mm





W	D	H	kg	Code	No.
789	396	506	24.1	2954346	1110 WM 34

1110 WM 321
TOOL BOX MODULE WORKMO W3

2 drawers H6, compartment for L-BOXX® + S-BOXX®

- 2 drawers fully extendable suited for GEDORE 1500 ES/1500 CT modules
- One compartment with locking device for GEDORE L-BOXX® 136 no. 1100 L and GEDORE S-BOXX® no. 1110 WMSB 3 (both not included)
- Light and sturdy aluminum-plastic mix
- Compatible with Sortimo® vehicle equipments and load securing
- Crash testet
- Load capacity per drawer 60 kg
- Dimensions: W 789 x D 396 x H 506 mm
- Drawer size inside: W 660 x D 314 x H 89 mm



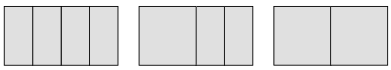

W	D	H	kg	Code	No.
789	396	506	20.1	2954354	1110 WM 321

1110 WMHP 2
WOOD PLATE
for WorkMo W2

- 20 mm thick multiplex beech wood worktop
- Add to WorkMo boxes W2 to get an additional work surface
- Dimensions: W 571 x D 426 x H 41 mm



W	D	H	kg	Code	No.
571	426	41	3.8	2954362	1110 WMHP 2

1110 WMHP 3
WOOD PLATE
for WorkMo W3

- 20 mm thick multiplex beech wood worktop
- Add to WorkMo boxes W3 to get an additional work surface
- Dimensions: W 834 x D 426 x H 41 mm



W	D	H	kg	Code	No.
834	426	41	5.6	2954370	1110 WMHP 3

1110 WMS 23
LOCKING SYSTEM
for WorkMo W2+W3

- Protects drawers and BOXX®es against extraction
- Secures the tools against unauthorised access



kg	Code	No.
0.920	2954389	1110 WMS 23

1110 WMR 23
ROLLER SKIDS, PAIR
for WorkMo W2+W3

- Makes the tool box module mobile
- 4 swivel castors, 2 with total brake



kg	Code	No.
3.0	2954397	1110 WMR 23

1110 WMT 23
DIVIDER SET
for WorkMo drawers W2+W3

- To divide the drawers
- 3 lengthwise dividers and mounting brackets



kg	Code	No.
0.250	2954419	1110 WMT 23

1110 WMSB 3
S-BOXX® W3
with window

- Viewing window for a quick visual check of the contents
- Ideal for the storage of expendables, such as screws etc.
- Load capacity 12 kg
- Dimensions: W 147 x D 351 x H 153 mm



W	D	H	kg	Code	No.
147	351	153	0.500	2954427	1110 WMSB 3



MOBILE TOOL STORAGE

TOOL BOXES
› 048



TOOL CHESTS
› 049



TOOL CASES/ ROLLER TOOL CASES
› 051



GEDORE SORTIMO®
› 054



Tool Boxes

TOOL BOXES

- With riveted joins
- Compartments to be fully pulled out
- Great stability even if only one side is opened
- Made from sheet steel, in GEDORE blue



- **Made of electrolytically zinc-plated sheet steel and therefore suitable for outdoors**
- As the zinc coating acts as a sacrificial anode, it protects should the other protective coating become damaged
- Optimum corrosion-proofing achieved with two protective coats, zinc and powder coating



The GEDORE PLUS for (stand) safety - especially with a one-sided pull-out

The GEDORE PLUS for storage space as against the traditional design

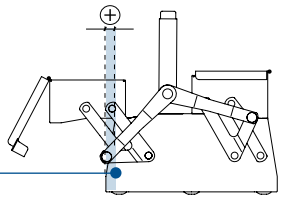

1263 L
TOOL BOX

3 compartments

- With riveted joins
- Compartments to be fully pulled out
- Great stability even if only one side is opened
- GEDORE blue powder-coated
- Dimensions: H 158 x W 420 x D 225 mm
- Particularly suitable for tool assortments S 1150, S 1151 and S 1151 A



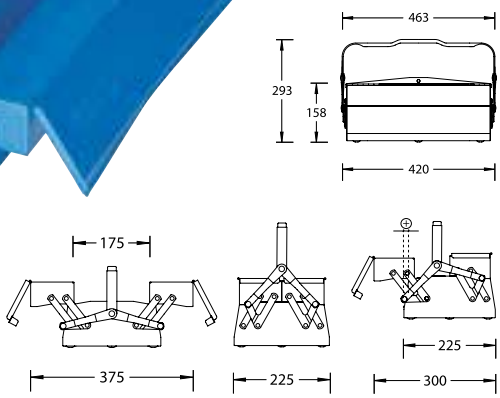

H	W	D	kg	Code	No.
158	420	225	4.0	6608250	1263 L

S 1151 S 1151 A ›88



S 1002 ›83



S 1005 A ›89



1265 L
TOOL BOX

5 compartments

- With riveted joins
- Compartments to be fully pulled out
- Great stability even if only one side is opened
- GEDORE blue powder-coated
- Dimensions: H 210 x W 420 x D 225 mm
- Particularly suitable for tool assortments S 1151 and S 1151 A



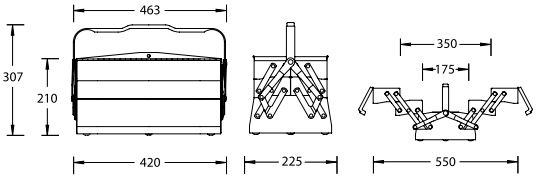

H	W	D	kg	Code	No.
210	420	225	5.2	6609060	1265 L

1335 L
TOOL BOX

5 compartments, long pattern

- With riveted joins
- Compartments to be fully pulled out
- Great stability even if only one side is opened
- GEDORE blue powder-coated
- Dimensions: H 210 x W 535 x D 225 mm
- Particularly suitable for tool assortments S 1024, S 1025, S 1151 and S 1151 A



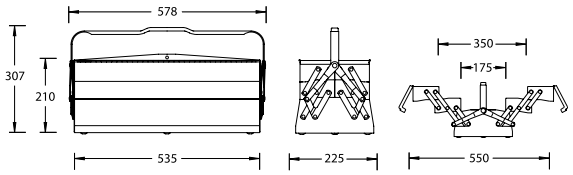

H	W	D	kg	Code	No.
210	535	225	6.3	6610580	1335 L

Tool Chests

Central locking
Drawers fully extendable

1410 L
TOOL CHEST

- With three large and three small drawers and carrying tray
- All drawers fully extendable on runners
- Particularly suitable for tool assortments S 1002 and S 1005 A
- Made from sturdy sheet steel, fitted with central lock
- In GEDORE blue
- Dimensions: H 364 x W 663 x D 308 mm
- Max. loading 75 kg



H	W	D	kg	Code	No.
364	663	308	28.0	6614300	1410 L

1420 L
TOOL CHEST

- With three large drawers and carrying tray
- All drawers fully extendable on runners
- Particularly suitable for tool assortments S 1002 and S 1005 A
- Made from sturdy sheet steel, fitted with central lock
- In GEDORE blue
- Dimensions: H 298 x W 610 x D 265 mm
- Max. loading 75 kg



H	W	D	kg	Code	No.
298	610	265	20.0	6615700	1420 L

Tool Cases

1370 Z
TOOL BOX

- In special zinc-plated sheet steel for optimum protection against corrosion
- The manufacture using pressure-joint technology means great rigidity
- With removable small-parts compartment ES 1370 Z
- Fitted with carrying strap E-1370 in nylon fabric with shoulder protector
- Max. loading 25 kg



H	W	D	kg	Code	No.
224	554	202	5.0	1497677	1370 Z
69	179	167	0.6	1497634	ES 1370 Z
			0.1	5600300	E-1370

1440 Z
TOOL BOX JUMBO

zinc-plated

- In special zinc-plated sheet steel for the heavy everyday-use
- Optimum corrosion protection, spray water protected
- Manufactured in pressure jointing technique, guarantees highest sturdiness
- Robust metal fittings and protected hinges
- Stopper to hold the lid open
- Wide carrying handles
- Max. loading 150 kg
- Lockable through padlock
- Lined interior
- Removable tray for small parts (ES 1440)





H	W	D	kg	Code	No.
320	698	387	17.0	6628280	1440 Z-70
340	841	427	21.0	6628360	1440 Z-83
440	918	537	30.0	6629170	1440 Z-91
320	998	387	22.0	6629250	1440 Z-100

1441 Z
TRANSPORT FRAME

zinc-plated

- In special zinc-plated sheet steel
- Makes the tool boxes JUMBO 1440 / 1440 Z mobile
- With 4 castors, 2 of them with brake
- Delivery dismantled, for self-assembly



H	W	D	kg	Code	No.
135	697	386	4.9	1497766	1441 Z-70
135	840	426	5.4	1497774	1441 Z-83
135	917	536	6.0	1497782	1441 Z-91
135	997	386	5.8	1497790	1441 Z-100

1440
TOOL BOX JUMBO

- Sheet steel construction with strong handles (apart from 1440-45, 1440-64)
- In GEDORE blue, waterproof
- Strong joints, handles and stopper to hold the lid open
- Special lining, with document partition and removable tray for small parts ES 1440
- Please order separately transport frame 1441 Z
- Special finishes available on request
- 1440-45 without small parts tray
- Supported load 1440-70, -83, -91, -100 up to 400 kg without using the fold-down handles. When lifting, static supporting power of the fold-down handles max. 150 kg





H	W	D	kg	Code	No.
230	450	230	4.0	6612440	1440-45
230	640	230	7.0	6611040	1440-64
320	698	387	19.0	6616510	1440-70
340	841	427	23.0	6616780	1440-83
440	918	537	32.0	6616860	1440-91
320	998	387	25.0	6616940	1440-100

WK 1000 L
TOOL CASE EMPTY

- From impact-resistant blown polypropylene, resistant to oil and acid and extremes of weather
- With foam insert
- Dimensions: W 437 x D 379 x H 160 mm
- Delivery without tools



W	D	H	kg	Code	No.
430	360	140	1.6	5600220	WK 1000 L

WK 1091 L
TOOL CASE EMPTY

- From eco-friendly tanned cowhide
- Carefully processed with strong industrial seams
- Base insert from zinc-plated sheet steel
- Edges reinforced with aluminium angle brackets, metal parts durable riveted
- With feet to protect sensitive surfaces
- Front part can be lowered for quick access to the tools, with two key locks to prevent inadvertent opening
- Removable carrying strap with shoulder protector and sturdy carrying handle
- Anti-theft protection due to two lockable notches, delivery includes two keys
- Document partition
- Interior measurements 430 x 200 x 290 mm



W	D	H	kg	Code	No.
430	200	290	4.2	1953729	WK 1091 L

WK 1015 L
MOBILE TOOL CASE
empty

- Handle with user-friendly telescopic grip
- Widely spaced wheels with two inline castors for pulling without tipping
- Sturdy aluminium frame with edge protector, trays of impact-resistant ABS plastic
- When open, the case lid is prevented from locking unintentionally by the safety lid holder snapping into place
- A4 document compartment in the lid
- Removable tool panel with 22 tool pockets at the front and back in the lid
- Removable cover for bottom tray with 15 tool pockets
- Variably divisible bottom tray
- Lockable with two-tilt cylinder locks and a combination lock
- Comfort handle
- Inside dimensions: 485 x 350 x 195 mm
- Max. loading: 30 kg





W	D	H	kg	Code	No.
485	350	195	8.0	2822326	WK 1015 L

WK 1018 L
TOOL CASE LARGE
empty

- Sturdy aluminium frame with edge protector, trays of impact-resistant ABS plastic
- When open, the case lid is prevented from locking unintentionally by the safety lid holder snapping into place
- A4 document compartment in the lid
- Removable tool panel with 22 tool pockets at the front and back in the lid
- Removable cover for bottom tray with 15 tool pockets
- Variably divisible bottom tray
- Lockable with two-tilt cylinder locks and a combination lock
- Comfort handle
- Inside dimensions: 480 x 370 x 180 mm
- Max. loading: 30 kg





W	D	H	kg	Code	No.
480	370	180	6.0	2822342	WK 1018 L

S 1000 ›69



1091 ›71



S 1090 ›75



GEDORE L-BOXX®
POWERED BY SORTIMO®

The challenge:
The perfect "To Go" workshop

- GEDORE's Sortimo® transport box system relies on a tried-and-tested mobility standard
- The perfect alliance for intelligent, efficient process and project design planning



The terms of reference

- Tools, machines and material must be easily, safely, quickly and conveniently transported to the place of use i.e. in a preferably resources-saving manner.
- Lengthy loading times must be avoided at all cost - guaranteed load securing a pre-condition here!

For your safety

- Did you know that in an accident a screwdriver develops an 8 kg impacting load ?
- And in no way is a screwdriver a heavy tool ! It is easy to envisage how a screwdriver or hammer turns into a projectile in an accident !
- The GEDORE L-BOXX®es are fully compatible with Sortimo® vehicle fittings
- GEDORE L-BOXX® quality is constantly examined on the basis of the strict Sortimo® directives. Sortimo® has its quality endorsed through crash tests organised by TÜV.
- If it comes to the worst, at least the tools stay where they belong - securely in their GEDORE L-BOXX®

Your advantage

- Intelligent order systems
- Flexible, modular and individual
- Ideal for mobile deployments
- Diverse and highly efficient
- Quick accessing of tools - perfect organisation
- Transport box standard - e.g. compatible with electrical tool manufacturers
- Guaranteed safety

The solution:
The GEDORE "MIXX AND CLICK" kit

- Well-conceived tool assortments and tool modules in the Sortimo®-Transportbox system
- GEDORE L-BOXX® 136 with front grip and GEDORE i-BOXX® 72 powered by Sortimo® form the tried-and-tested basis for GEDORE "MIXX AND CLICK"
- Every GEDORE L-BOXX® is supplied with a tool card in the lid for order and more storage space
- Perfectly suited for mobile deployments - that's the "To Go" workshop

Multiple compatibility and thus extremely flexible and highly individualised:

- The GEDORE "MIXX AND CLICK" kit features untold combinations based on your requirements and also on the modules of other manufacturers (e.g. electrical tools /Bosch)
- This in combination with other Sortimo® components (transport boxes and system components) gives rise to a well organised mobile workshop.
- Perfectly tailored to your personal needs.



i-Modules
Individual modules



You haven't found the right tool modules for yourself? Have a word with us - we manufacture the complete module individually to your requests and needs.

GEDORE L-BOXX® 136, powered by Sortimo®

- A sturdy construction
- Easy and convenient transportation of the tool to the place of use
- Impact-resistant ABS plastic
- Standard lid handle to carry the L-BOXX® horizontally
- Additional kind-to-hands front grip to carry the L-BOXX® vertically
- Spray-protected
- With tool card for order and more storage space
- Easy-click system: Practical connector for two and more L-BOXX®es, for secure grip and easy transport
- No-problem integration in vehicles with the TÜV-tested Sortimo® vehicle fittings



1100-01
GEDORE L-BOXX® 136 WITH ASSORTMENT MECHANIC
58 pieces

- Suitable for tradesmen
- A selection of essential tools
- With Check-Tool insert for quick check of completeness
- 1100 CT2-01 to retrofit existing L-BOXX®es 136



1100-01



1100 CT2-01

Contents	kg	Code	No.
1993 U-20 1990-10 1995 19 10 11 12 13 14 15 16 17 18 19 21 22 24 60 CP 8 142 10 JC 8316-160 JC 8133-180 JC 600 H-500 110-256 45 S TFK 649 E-649 F 0063-08 H 42-10 SCL 43 TX-80 VDE 2170-2160 PH-077 4615 3 4533-2 8728 + 1100 L	8.3	2658194	1100-01

Contents	kg	Code	No.
1993 U-20 1990-10 1995 19 10 11 12 13 14 15 16 17 18 19 21 22 24 60 CP 8 142 10 JC 8316-160 JC 8133-180 JC 600 H-500 110-256 45 S TFK 649 E-649 F 0063-08	6.8	2936828	1100 CT2-01

Description	kg	Code	No.
Foam insert 2/2 L-BOXX 136, empty	0.200	2690055	EI-1100-01

1100-02
GEDORE L-BOXX® 136 WITH ASSORTMENT ELECTRICIAN
36 pieces

- Particularly suitable for electricians
- A selection of essential tools
- With Check-Tool insert for quick check of completeness
- 1100 CT2-02 to retrofit existing L-BOXX®es 136



1100 CT2-02



1100-02

Contents	kg	Code	No.
110-256 112-2510 600 H-500 60 CP 8 142 10 JC 8097 8133-180 JC VDE 8314-160 H VDE 8132-200 H VDE 8132 AB-200 H VDE 8098-160 H VDE 8094 4528 4629 0175-06 H 42-10 VDE 2170-2160 PH-077 4615 3 V 4616 45 E 4533-2 + 1100 L	7.7	2658208	1100-02

Contents	kg	Code	No.
110-256 112-2510 600 H-500 60 CP 8 142 10 JC 8097 8133-180 JC VDE 8314-160 H VDE 8132-200 H VDE 8132 AB-200 H VDE 8098-160 H VDE 8094 4528 4629 0175-06	6.1	2936836	1100 CT2-02

Description	kg	Code	No.
Foam insert 2/2 L-BOXX 136, empty	0.200	2690047	EI-1100-02

1100-03
GEDORE L-BOXX® 136 WITH ASSORTMENT INSTALLATION

44 pieces

- Particularly suitable for professions in the plumbing, heating and air conditioning
- A selection of essential tools
- With Check-Tool insert for quick check of completeness
- With two stacked Check-Tool inserts
- 1100 CT2-03-100 B or -600 D to retrofit existing L-BOXX®es 136



1100 CT2-03-100 B



1100 CT2-03-600 D



1100-03

Contents	kg	Code	No.
7 R 10 13 17 19 24 **100 1.1/2 142 10 TL** **322000 232001** **225011 231000** **381000 380100** **600 H-500 110-256** **SCL 43 TX-80** **V 4614 PLUS** **45 P H 42-10** **316500** **4533-2** **VDE 2170-2160 PH-077** **+ 1100 L**	10.3	2658216	1100-03

Contents	kg	Code	No.
7 R 10 13 17 19 24 **100 1.1/2 142 10 TL** **322000 232001** **225011 231000** **381000 380100**	4.4	2940590	1100 CT2-03-100 B
600 H-500 110-256 **SCL 43 TX-80** **V 4614 PLUS** **45 P H 42-10** **316500**	2.6	2940604	1100 CT2-03-600 D

Description	kg	Code	No.
Foam insert 2/2 L-BOXX 136, bottom, empty	0.200	2689979	EI-1100-03-100 B
Foam insert 2/2 L-BOXX 136, lid, empty	0.200	2690039	EI-1100-03-600 D

1100-BASIC
STARTER TOOL KIT

in L-BOXX® 136, 23 pieces

- Basic outfit for all lots
- 1100 CT2-BASIC to retrofit existing L-BOXX®es 136



1100-BASIC



1100 CT2-BASIC

Contents	kg	Code	No.
7 10 12 13 14 15 16 17 18 19 **4528 4533-2** **406 95-200** **600 H-500** **8133-180 JC** **8316-180 JC** **142 10 TL** **2150 4 5,5 6,5** **2160 PH 1 2** **4615 3** **+ 1100 L**	6.1	2835983	1100-BASIC
7 10 12 13 14 15 16 17 18 19 **4528 4533-2** **406 95-200** **600 H-500**	2.4	2835967	1100 CT2-BASIC

Description	kg	Code	No.
Foam insert 2/2 L-BOXX 136, empty	0.200	2835975	EI-1100 CT2-BASIC

1100-1094 ›592



1100-1.04
UNIVERSAL PULLER SET
in L-BOXX® 136

- Max. capacity up to 5 t
- 2- and 3-arm cross-beam
- With rigid and slim legs and extensions
- Extra-slim pulling legs for cramped spaces are attached for self-mounting
- The forged leg feet are very slim particularly suitable for barely accessible places
- 12 different pullers can be combined
- External Ø up to 130 mm, internal Ø up to 170 mm with a 200 mm clamping reach
- 1100 CT2-1.04 to retrofit existing L-BOXX®es 136
- With Check-Tool insert for quick check of completeness
- As tools are fully sunk in the foam, the equipped insert can be stacked
- Insert for use in drawers with min. dimensions 400 x 310 x 60 mm



1100-1.04



1100 CT2-1.04

Contents	kg	Code	No.
1x 1.04/HP1A-B **1x 107/1A03** **1x 106/A-100-B** **3x 106/A-100-VB** **3x 106/A-100-S** **3x 106/S101-S** **1x 1.1406200** **+ 1100 L**	6.3	2838362	1100-1.04

Contents	kg	Code	No.
1x 1.04/HP1A-B **1x 107/1A03** **1x 106/A-100-B** **3x 106/A-100-VB** **3x 106/A-100-S** **3x 106/S101-S** **1x 1.1406200**	4.1	2836068	1100 CT2-1.04

Description	kg	Code	No.
Foam insert 2/2 L-BOXX 136, empty	0.200	2836076	EI-1100 CT2-1.04

1100-1.04/12A
PULLER SET INTERNAL/EXTERNAL
in L-BOXX® 136

- Max. capacity 3 and 5 t
- For clamping depths up to Ø 200 mm external, Ø 70-260 mm internal, and clamping reach up to 300 mm
- In 3 of 4 spindles the spindle tip (ball/tip) can be rotated
- Quick-release pulling legs with intregral T-profile for a better transmission of force
- The forged leg feet are very slim particularly suitable for barely accessible places
- 2 rigid extensions each 100 and 150 mm with leg brake for quick adjustment of the legs
- 1100 CT2-1.04/12A to retrofit existing L-BOXX®es 136
- With Check-Tool insert for quick check of completeness
- As tools are fully sunk in the foam, the equipped insert can be stacked
- Insert for use in drawers with min. dimensions 400 x 310 x 90 mm



1100-1.04/12A



1100 CT2-1.04/12A



Contents	kg	Code	No.
1x 1.04/1A **1x 1.04/2A** **1x 106/A-100-VB** **1x 106/B-150-VB** **1x 1.1406200** **1x 1.2106350KS** **+ 1100 L**	9.6	2927241	1100-1.04/12A

Contents	kg	Code	No.
1x 1.04/1A **1x 1.04/2A** **1x 106/A-100-VB** **2x 106/B-150-VB** **1x 1.1406200** **1x 1.2106350KS**	7.4	2927268	1100 CT2-1.04/12A

Description	W	D	H	kg	Code	No.
Foam insert 2/2 L-BOXX 136, empty	400	310	90	0.200	2927276	EI-1100 CT2-1.04/12A

1100-1.41/2A
SEPARATOR AND PULLER SET
in L-BOXX® 136

- For clamping depths from Ø 22 to 115 mm and clamping reach up to 295 mm
- Incl. threaded inserts for internal threads M8-M18
- For loosening and pulling tightly-seated parts e.g. taper roller bearings and inner bearing races
- The clamping reach can be extended with extension rods 1.38/AV-FV from 195 to 295 mm
- 1100 CT2-1.41/2A to retrofit existing L-BOXX®es 136
- With Check-Tool insert for quick check of completeness
- As tools are fully sunk in the foam, the equipped insert can be stacked
- Insert for use in drawers with min. dimensions 400 x 310 x 60 mm





1100 CT2-1.41/2A



1100-1.41/2A

Contents	kg	Code	No.
1x 1.38/2	11.5	2927284	1100-1.41/2A
1x 1.40/2			
1x 1.81/20			
1x 1.38/CV			
+ 1100 L			

Contents	kg	Code	No.
1x 1.38/2	7.9	2927292	1100 CT2-1.41/2A
1x 1.40/2			
1x 1.81/20			
1x 1.38/CV			

Description	kg	Code	No.
Foam insert 2/2 L-BOXX 136, empty	0.200	2927306	EI-1100 CT2-1.41/2A

1100-1.30
INTERNAL EXTRACTOR SET
in L-BOXX® 136, 7 pieces

- For Ø 12 - 35 mm
- For extremely-tightly-packed ball bearings, bearing races, bushings, and shaft seals Simmering®
- Sliding hammer 1.7 kg and counter-support brace
- 1100 CT2-1.30 to retrofit existing L-BOXX®es 136
- With Check-Tool insert for quick check of completeness
- As tools are fully sunk in the foam, the equipped insert can be stacked
- Insert for use in drawers with min. dimensions 400 x 310 x 60 mm



1100-1.30



1100 CT2-1.30

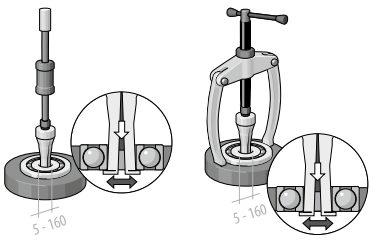

Contents	kg	Code	No.
1.30/2	7.2	2836041	1100-1.30
1.30/3			
1.30/4			
1.30/4A			
1.30/5			
1.36/1			
1.35/2			
+ 1100 L			

Contents	kg	Code	No.
1.30/2	5.0	2836025	1100 CT2-1.30
1.30/3			
1.30/4			
1.30/4A			
1.30/5			
1.36/1			
1.35/2			

Description	kg	Code	No.
Foam insert 2/2 L-BOXX 136, empty	0.200	2836033	EI-1100 CT2-1.30

1100 CT1-7
COMBINATION SPANNER SET
in 1/2 L-BOXX® 136 Module, 12 pieces



Contents	kg	Code	No.
7 8 10 12 13 14 15 16 17 18 19 22 24	1.400	2835908	1100 CT1-7

Description	kg	Code	No.
Foam insert 1/2 L-BOXX 136, empty	0.100	2835924	EI-1100 CT1-7

1100 CT1-19
SOCKET SET 1/2"
in 1/2 L-BOXX® 136 Module, 21 pieces



Contents	kg	Code	No.
19 8 9 10 11 12 13 14 15 16 17 18 19 21 22 24 27 30 32 **1993 U-20** **1990 KR-5 -10**	2.800	2836009	1100 CT1-19

Description	kg	Code	No.
Foam insert 1/2 L-BOXX 136, empty	0.130	2836017	EI-1100 CT1-19

1100 CT1-20
SOCKET SET 1/4"
in 1/2 L-BOXX® 136 Module, 44 pieces

› For universal use with sockets and bits



Contents	kg	Code	No.
20 4 5 5,5 6 7 8 9 10 11 12 13 **2093 U-20 2090-4** **699 620 676** **680 4 4,5 5,5 6,5 8** **685 3 4 5 6 8 10** **690 1 2 3** **690 PZD 1 2 3** **687 TX T6 T7 T8 T9** **T10 T15 T20 T25** **T27 T30 T40**	0.700	2835886	1100 CT1-20

Description	kg	Code	No.
Foam insert 1/2 L-BOXX 136, empty	0.100	2835894	EI-1100 CT1-20

1100 CT1-350
CHISEL SET
in 1/2 L-BOXX® 136 Module, 9 pieces

› Club hammer ROTBAND-PLUS for powerful blows



Contents	kg	Code	No.
106 **112-2508** **110-256** **620 E-1000**	2.300	2835932	1100 CT1-350

Description	kg	Code	No.
Foam insert 1/2 L-BOXX 136, empty	0.100	2835959	EI-1100 CT1-350

1101-7-7 R
RING SPANNER SET
in i-BOXX® 72, 15 pieces

› Often used sizes as practical combination ratchet spanner
› In GEDORE i-BOXX® 72 No. 1101 L
› Dimensions: W 367 x D 316 x H 72 mm



Schlüsselknarre R-Serie

Contents	kg	Code	No.
7 R 10 13 17 19 **7 6 8 11 12 14 15 16 18 21 22 24** **+ 1101 L**	2.900	2836114	1101-7-7 R

1101-D 20
SOCKET SET 1/4"
in i-BOXX® 72, 58 pieces

› For universal use with sockets and bits
› In GEDORE i-BOXX® 72 No. 1101 L
› Dimensions: W 367 x D 316 x H 72 mm



Contents	kg	Code	No.
D 20 4 4,5 5 5,5 6 7 8 9 10 11 12 13 14 **2093 U-20 2090-2 -4 2095** **620 676 673 6,3 699** **680 4 5,5 6,5 8** **685 3 4 5 6 8 10** **685 X 5 6 8** **690 1 2 3** **690 PZD 1 2 3** **687 TX T6 T7 T8 T9 T10 T15 T20 T25 T27 T30 T40** **688 TX T10 T15 T20 T25 T27 T30 T40** **+ E-1101 BT** **+ 1101 L**	2.000	2836165	1101-D 20

1101-19
SOCKET SET 1/2"
in i-BOXX® 72, 21 pieces

› In GEDORE i-BOXX® 72 No. 1101 L
› Dimensions: W 367 x D 316 x H 72 mm



Contents	kg	Code	No.
19 8 9 10 11 12 13 14 15 16 **17 18 19 21 22 24 27 30 32** **1993 U-20** **1990 KR-5 -10** **+ 1101 L**	4.050	2836084	1101-19

1101-142-2150
PLIERS/SCREWDRIVER ASSORTMENT
in i-BOXX® 72, 9 pieces

› In GEDORE i-BOXX® 72 No. 1101 L
› Dimensions: W 367 x D 316 x H 72 mm



Contents	kg	Code	No.
2150 4 5,5 6,5 **2160 PH 1 2** **4615 3** **8133-180 JC 8316-160 JC** **142 10 TL** **+ 1101 L**	1.900	2836149	1101-142-2150

1101-1.29/1K
BALL BEARING EXTRACTOR SET

in i-BOXX® 72

- Ball bearing extractor set for more than 30 ball bearings
- For removing ball bearings that are both on a shaft and in a housing
- Non-destructive removal of deep-groove ball bearings without dismantling the shaft; no necessity to drill open the bearing cage (no chippings)
- With Check-Tool insert for quick check of completeness
- Insert for use in drawers with min. dimensions 340 x 260 x 60 mm
- In GEDORE i-BOXX® 72 No. 1101 L
- Dimensions: W 367 x D 316 x H 72 mm



1101-1.29/1K



1101 CT-1.29/1K



Contents	for ball bearing No.	kg	Code	No.
2 Heads with spindle no. 1.29/1 + 1.29/3 **5 Heads with spindle no. 1.29/10 - 1.29/35** **1 Handle no. 1.29/0**	6000 6001 6002 6003 6004 6005 6006 6007 6008 6009 6010 6011 6012 6200 6201 6202 6203 6204 6205 6206 6207 6300 6301 6302	2.610	2963485	1101-1.29/1K
2 Heads with spindle no. 1.29/1 + 1.29/3 **5 Heads with spindle no. 1.29/10 - 1.29/35** **1 Handle no. 1.29/0**	6303 6304 6305 6306 6307 6403 6404	1.750	2964414	1101 CT-1.29/1K

Description	kg	Code	No.
Foam insert i-BOXX 72, empty	0.110	2964449	EI-1101 CT-1.29/3K

1101-1.29/3K
BALL BEARING EXTRACTOR SET

in i-BOXX® 72

- Ball bearing extractor set for more than 40 ball bearings
- For removing ball bearings that are both on a shaft and in a housing
- Non-destructive removal of deep-groove ball bearings without dismantling the shaft; no necessity to drill open the bearing cage (no chippings)
- With Check-Tool insert for quick check of completeness
- Insert for use in drawers with min. dimensions 340 x 260 x 60 mm
- In GEDORE i-BOXX® 72 No. 1101 L
- Dimensions: W 367 x D 316 x H 72 mm



1101-1.29/3K



1101 CT-1.29/3K



Contents	for ball bearing No.	kg	Code	No.
4 Heads with spindle no. 1.29/1 - 1.29/5 **7 Heads with spindle no. 1.29/10 - 1.29/45** **1 Handle no. 1.29/0**	6000 6001 6002 6003 6004 6005 6006 6007 6008 6009 6010 6011 6012 6200 6201 6202 6203 6204 6205 6206 6207 6208 6209 6210 6211 6212 6213 6300 6301 6302 6303 6304 6305 6306 6307 6308	5.780	2964392	1101-1.29/3K
4 Heads with spindle no. 1.29/1 - 1.29/5 **7 Heads with spindle no. 1.29/10 - 1.29/45** **1 Handle no. 1.29/0**	6309 6310 6311 6403 6404 6405 6406 6407	4.920	2964430	1101 CT-1.29/3K

Description	kg	Code	No.
Foam insert i-BOXX 72, empty	0.110	2964449	EI-1101 CT-1.29/3K

1100 W-001
TOOL BOARD WITH PLIERS/ SCREWDRIVER ASSORTMENT

9 pieces

› To retrofit existing L-BOXX®es 136





Contents	Contents	kg	Code	No.
8133-180 JC **8316-180 JC** **142 10 TL** **2150 4 5,5 6,5** **2160 PH 1 2** **4615 3** **+ ET-1100 W**	Assortment no. S 1100 W-001 + tool board no. ET-1100 W	1.500	2836181	1100 W-001
8133-180 JC **8316-180 JC** **142 10 TL** **2150 4 5,5 6,5** **2160 PH 1 2** **4615 3**	Assortment without tool board	1.100	2836211	S 1100 W-001

1100 W-002 VDE
TOOL BOARD WITH VDE PLIERS/ SCREWDRIVER ASSORTMENT

1000 V

9 pieces

› To retrofit existing L-BOXX®es 136





Contents	Contents	kg	Code	No.
VDE 8314-160 H **VDE 8132-160 H** **VDE 2170 2,5 3,5 5,5** **VDE 2160 PH 1 2** **VDE 2160 PZ 1 2** **+ ET-1100 W**	Assortment no. S 1100 W-002 VDE + tool board no. ET-1100 W	1.200	2836203	1100 W-002 VDE
VDE 8314-160 H **VDE 8132-160 H** **VDE 2170 2,5 3,5 5,5** **VDE 2160 PH 1 2** **VDE 2160 PZ 1 2**	Assortment without tool board	0.800	2836238	S 1100 W-002 VDE

1101-001 ›425



1101-002 ›423



1101-003 VDE ›587



1101-004 ›425



ET-1100 W
LID TOOL BOARD
(without tools)

- For or retrofittable for any L-BOXX®
- Rubber straps and pockets for inserting tools
- For orderliness and more storage space
- Mounting material is included in delivery



W	D	H	kg	Code	No.
375	20	310	0.400	2678322	ET-1100 W

1100 L
GEDORE L-BOXX® 136 WITH EASY CARRY HANDLE

- Rugged construction
- Impact-resistant ABS plastic
- Splash resistant
- Top and front handle for variable transport of the L-BOXX®
- With tool board for order and more storage space
- Easy click plug-system: Practical plug connection for two or more L-BOXX®es, for secure grip and easy to carry
- For integration in vehicles with Sortimo® vehicle equipment
- External dimensions: W 442 x D 357 x H 151 mm
- Internal dimensions: W 378 x D 311 x H 107 mm





W	D	H	kg	Code	No.
442	357	151	2.2	2823691	1100 L

1100 R
GEDORE L-BOXX® ROLLER

- Practical, mobile trolley for all L-BOXX® types
- Simply fit and click into place
- Four swivel castors for self-assembly of which two have brakes
- Load capacity up to 100 kg



W	D	H	kg	Code	No.
646	492	184	3.8	2823756	1100 R

1101 K
GEDORE I-BOXX® RACK ACTIVE

- Shelf-like holder for any i-BOXX® 72 no. 1101 L (not included)
- Easy click attaching system, thus compatible with the GEDORE L-BOXX® 136 no. 1100 L or with any other L-BOXX® on the market



W	D	H	kg	Code	No.
442	357	100	1.100	2823713	1101 K

1101 L
GEDORE I-BOXX® 72

- Small parts case with transparent cover for getting an immediate impression
- Ideal for keeping small parts and accessories
- Optional inset boxes i3 for an individual range
- Suitable for i-BOXX® Rack aktiv no. 1101 K
- Comfort handle
- Dimensions: W 367 x D 316 x H 72 mm



W	D	H	kg	Code	No.
367	316	72	0.900	2823705	1101 L

E-1101 BT
GEDORE INSETBOX I3

- For GEDORE i-BOXX® 72 no. 1101 L
- For keeping small parts
- Further subdivision possible with the 2 partitions



W	D	H	kg	Code	No.
260	78	63	0.100	2840006	E-1101 BT

1102 L L-BOXX® MINI

› Despite its small size the L-BOXX® Mini has all the practical functions of the well-liked L-BOXX® :
› Two L-BOXX® Minis fit into an i-BOXX® 72

stackable, clicks into place with the others and has a practical handle.

It also has two removable partitions for housing incidental parts both easily and protectively.



1102 L
GEDORE L-BOXX® MINI

› Can be used together with the GEDORE BOXX®-system
› Especially suitable for small tool sets
› Also usable as small parts box, incl. divider set
› Dimensions: W 260 x D 155 x H 63 mm





W	D	H	kg	Code	No.
260	155	63	0.4	2950529	1102 L

GEDORE L-BOXX® MINI





1102-001 ›425



1102-003 ›423



1102-002 VDE ›588



1102-004 VDE ›588



1102-007 ›423



1102-008 ›423



1102-005 VDE ›588



1102-006 VDE ›588





TOOL ASSORTMENTS

TOOL
ASSORTMENTS
› 068



ES
MODULES
› 098



CT
MODULES
› 105



TOOL ASSORTMENTS
OVERVIEW

Matching your chosen toolkit to the right tool trolley, workbench or cupboard

The table allows you to make the right choice of safe and secure storage for any particular tool set.


1263


1265


1335


1410


1420


1578


1580


1502


1505


B 1500


BR 1504


1401


1506 XL 2511


1506 XL 2810


BR 1500


1504



2004


2005


1504 XL


WSL-L7

S 1150 - 41 pieces	S 1151 - 68 pieces S 1151 A - 69 pieces	S 1002 - 79 pieces	S 1004 - 80 pieces	S 1006 - 115 pieces	S 1005 A - 81 pieces	S 1400 G - 100 pieces	S 1400 G+Z - 134 pieces	S 1008 - 138 pieces	S 1007 - 180 pieces	S 1023 - 120 pieces	S 1500 ES-01 - 104 pieces	S 1500 ES-02 - 207 pieces	S 1500 ES-02 - 325 pieces	S 1093 - 26 pieces	S 1025 - 49 pieces	S 1024 - 62 pieces	S 1019 - 157 pieces	S 1022 - 158 pieces
●	●	only 1335	●	○	○	only 1335	○	○	○	○	○	○	○	○	○	only 1335	○	○
○	●	●	●	○	●	●	○	○	○	○	○	○	○	○	○	○	○	○
○	●	●	●	○	●	●	●	○	●	●	○	○	●	●	○	only 1578	○	○
○	●	●	●	○	●	●	●	●	●	●	●	○	●	●	○	●	○	B 1500
○	●	●	●	●	●	●	●	●	●	●	●	○	●	●	○	○	○	○
○	●	●	●	○	○	●	●	○	○	○	○	○	○	○	○	○	○	○
○	○	○	○	○	○	○	○	○	○	○	○	○	○	○	○	●	○	○
○	●	○	○	●	●	●	●	●	●	●	○	○	●	●	○	●	○	○
○	●	●	●	○	●	●	●	●	●	●	●	●	●	●	○	●	●	○
○	●	●	●	●	●	●	●	●	●	●	●	●	●	●	○	●	●	●



501 M
BASIC TOOL SET
29 pieces

- In practical black leather case with zip fastener
- Packed with a basic assortment of tools for emergencies
- Dimensions: W 300 x D 260 x H 45 mm
- Tools in metric sizes



kg	Code	No.
2.5	6511090	501 M

	Contents
	**7** 10 11 12 13 17 19
	**142** 10 TL
	**625** M
	**647**

	Contents
	**4629**
	**8210** -160 JC
	**600 H** -200

	Contents
	**2150** 3 4 5,5 6,5
	**2160 PH** 1 2
	E-501 ST

1050
TOOL ASSORTMENT AUTODOCTOR
29 pieces

- Breakdown assortment for cars
- Set in metric sizes
- In practical artificial leather wallet





kg	Code	No.
3.2	6604770	1050

	Contents
	**7** 8 10 12 13 14 17 19
	49 D 49 R
	**145** 10 C

	Contents
	**625 M**
	**4611**
	**0513-09**
	**8250** -180 JC

	Contents
	**600 H** -300
	**2150** 4 5,5 6,5
	**2160 PH** 2

1000
TOOL CASE TOURING

49 pieces

12,5
1/2"
mm

- The perfect assortment for most problems
- A carefully developed assortment of tools specified as the most useful
- Packed in a handy plastic case
- The reliable companion in a car, boat or small aircraft
- Useful in the home - where good tools are always needed
- All 49 pieces are well laid out and securely fastened, intermediate plate secures the tools in their pockets
- With the TOURING repairs and maintenance become easy
- Case made from impact-resistant polypropylene, resistant to oil and acid and extremes of weather, with Check-Tool insert
- GEDORE vanadium tools, chrome-plated
- Dimensions: 437x379x160 mm



1000



S 1000

Contents	kg	Code	No.
Tool set TOURING S 1000 + tool case WK 1000 L	7.0	6600780	1000

	Contents
	**7** 6 7 8 10 11 12 13 14 15 17 19
	**19** 10 11 12 13 14 15 17 19 22
	**1990** -5 -10
	**1995**
	**1993 U** -20
	**42** 2 (5/64AF) 2,5 3 4 5 6 8 10
	**2150** 4 5,5 6,5

	Contents
	**2160 PH** 1 2
	**4615** 3
	**0513-09**
	**142** 10 TL
	**8316** -160 JC
	**8133** -180 JC
	**600 H** -300

	Contents
	97 -125 -150
	**98** -125
	99 12-3
	100 -10
	119 -4

1090
TOOL CASE ELECTRICIAN
90 pieces

6,3
1/4"
mm

- The perfect tool set for the electrician or property manager
- A thoughtful assortment for the work to be done
- Packed in a strong plastic case
- Aluminium frame, three steel hinges, screwed handle, fitted with built in locks
- May be used wherever the right tools have to be always at hand
- GEDORE vanadium tools, chrome-plated
- Dimensions: W 480 x D 370 x H 180 mm






Contents	kg	Code	No.
Tool set S 1090 **+ tool case WK 1090 L**	13.2	6601590	1090

	Contents
	**6** 14x17 18x19 21x23 22x24
	**8** 4 4,5 5 5,5 6 7 8 9 10 11 12 13
	**20** 4 4,5 5 5,5 6 7 8 9 10 11 13
	**2087**
	**2095**
	**2098**
	2090 -4
	**2093 U** -3
	**42** 2 (5/64AF) 2,5 3 4 5 6 7 8 10
	**60 CP** 10
	**156 S**
	**2153** 5,5
	**2161 PH** 1

	Contents
	**2160 PZ** 1 2
	**VDE 2160 PH** 1 2
	**VDE 2170** 3,5 4 5,5 6,5
	**4615** 3,5
	173 5,5 8
	**174** 1
	745
	**0513-09**
	**4534** -3
	401
	401 A [10×]
	**145** 10 JC
	**8096** -140

	Contents
	**VDE 8098** -160
	**VDE 8120** -160
	**VDE 8250** -180
	**VDE 8132 AB** -160
	**VDE 8316** -200
	95 -175
	99 10-2 10-4
	**101**
	112 A -250
	**112 S**
	600 H -300
	72 H -100
	E-1090 LK LZ LF LS

1091
ELECTRICIANS TOOL CASE

18 pieces

- Robust tool case with 18-piece basic assortment
- **Particularly suitable for beginners in electronic professions**
- From eco-friendly tanned cowhide
- Carefully processed with strong industrial seams
- Base insert from zinc-plated sheet steel
- Edges reinforced with aluminium angle brackets, metal parts durable riveted
- With feet to protect sensitive surfaces
- Front part can be lowered for quick access to the tools, with two key locks to prevent inadvertent opening
- Removable carrying strap with shoulder protector and sturdy carrying handle
- Anti-theft protection due to two lockable notches, delivery includes two keys
- Document partition
- Interior measurements 430 x 200 x 290 mm





Contents	kg	Code	No.
Tool set S 1091 **+ tool case WK 1091 L**	8.250	1953710	1091

	Contents
	**VDE 2133** 7 8 10
	**VDE 2160 PH** 1 2 3
	**VDE 2170** 3 4 5,5
	**4528**

	Contents
	**4533** -2
	**V 4616**
	**4629**
	**8097**

	Contents
	**VDE 8132** -160 H
	**VDE 8250** -180 H
	**VDE 8316** -180 H
	**E-1091 ST**

1263
TOOL BOX WITH TOOL ASSORTMENT

3 compartments

- For workshops and service stations
- Tools in metric or inch sizes
- Dimensions: H 158 x W 420 x D 225 mm



S 1151

12,5
1/2"



1151-1263 / 1151 A-1263

Contents	kg	Code	No.
Tool set S 1151 **+ tool box 1263 L**	15.8	6608330	1151-1263
Tool set S 1151 A **+ tool box 1263 L**	15.8	6608410	1151 A-1263

	Contents
	**2** 8x9 10x11 12x13 14x15 16x17 18x19 20x22
	**6** 6x7 8x9 10x11 12x13 14x15 16x17 18x19 20x22
	19 10 11 12 13 14 15 17 19 22 24 27 30 32
	1990 -3 -5 -10
	1987
	1995
	**1993 U** -10 T
	38 16 [2×]
	**42** 2,5 3 4 5 6 8

	Contents
	**2150** 4 6,5 8
	**2160 PH** 2
	50
	**137** 10
	**145** 10 C
	**299**
	100 -12
	99 10-4
	97 -150

	Contents
	**625** M
	**4611**
	**8250** -180 JC
	**8316** -160 JC
	**600 H** -500
	**1263 L**

1265
TOOL BOX WITH TOOL ASSORTMENT

5 compartments

- For workshops and service stations
- Tools in metric or inch sizes
- Dimensions: H 210 x W 420 x D 225 mm



S 1151

12,5
1/2"



1151-1265 / 1151 A-1265

Contents	kg	Code	No.
Tool set S 1151 **+ tool box 1265 L**	17.3	6609140	1151-1265
Tool set S 1151 A **+ tool box 1265 L**	17.3	6609220	1151 A-1265

	Contents
	**2** 8x9 10x11 12x13 14x15 16x17 18x19 20x22
	**6** 6x7 8x9 10x11 12x13 14x15 16x17 18x19 20x22
	19 10 11 12 13 14 15 17 19 22 24 27 30 32
	1990 -3 -5 -10
	1987
	1995
	**1993 U** -10 T
	38 16 [2×]
	**42** 2,5 3 4 5 6 8

	Contents
	**2150** 4 6,5 8
	**2160 PH** 2
	50
	137 10
	145 10 C
	299
	100 -12
	99 10-4
	97 -150

	Contents
	625 M
	4611
	8250 -180 JC
	8316 -160 JC
	600 H -500
	1265 L

1335
TOOL BOX WITH TOOL ASSORTMENT

5 compartments, long pattern

- Tools in metric or inch sizes
- Dimensions: H 210 x W 535 x D 225 mm



S 1151



1151-1335 / 1151 A-1335

Contents	kg	Code	No.
Tool set S 1151 + tool box 1335 L	18.5	6610660	1151-1335
Tool set S 1151 A + tool box 1335 L	18.5	6610740	1151 A-1335

	Contents
	**2** 8x9 10x11 12x13 14x15 16x17 18x19 20x22
	**6** 6x7 8x9 10x11 12x13 14x15 16x17 18x19 20x22
	**19** 10 11 12 13 14 15 17 19 22 24 27 30 32
	**1990** -3 -5 -10
	**1987**
	**1995**
	**1993 U** -10 T
	38 16 [2×]
	**42** 2,5 3 4 5 6 8
	**2150** 4 6,5 8

	Contents
	**2160 PH** 2
	50
	**137** 10
	**145** 10 C
	**299**
	100 -12
	99 10-4
	97 -150
	**625** M
	**4611**

	Contents
	**8250** -180 JC
	**8316** -160 JC
	**600 H** -500
	**1335 L**

S 1151 S 1151 A ›82, 88



1265 L ›49



1263 L ›48



1335 L ›49



S 1050
TOOL ASSORTMENT AUTODOCTOR
29 pieces

- Breakdown assortment for cars
- Set in metric sizes
- Also available in practical artificial leather wallet



1050



S 1050

Contents	kg	Code	No.
29 tools without wallet	2.6	6604850	S 1050
29 tools in wallet	3.2	6604770	1050

Contents
7 8 10 12 13 14 17 19
49 D 49 R
145 10 C

Contents
625 M
4611
0513-09

Contents
8250 -180 JC
600 H -300
2150 4 5,5 6,5
2160 PH 2

S 1000
TOOL ASSORTMENT TOURING
49 pieces

12,5
1/2"
mm

- The perfect assortment for most problems
- A carefully developed assortment of tools specified as the most useful
- GEDORE vanadium tools, chrome-plated
- Also available with case



1000



S 1000

Contents	kg	Code	No.
49 tools without case	5.3	6600190	S 1000
Tool set TOURING S 1000 + tool case WK 1000 L	7.0	6600780	1000

Contents
7 6 7 8 10 11 12 13 14 15 17 19
19 10 11 12 13 14 15 17 19 22
1990 -5 -10
1995
1993 U -20
42 2 (5/64AF) 2,5 3 4 5 6 8 10
2150 4 5,5 6,5

Contents
2160 PH 1 2
4615 3
0513-09
142 10 TL
8316 -160 JC
8133 -180 JC

Contents
600 H -300
97 -125 -150
98 -125
99 12-3
100 -10
119 -4

S 1090
TOOL CASE ELECTRICIAN
90 pieces

6,3
1/4"
mm

- The perfect tool set for the electrician or property manager
- A thoughtful assortment for the work to be done
- GEDORE vanadium tools, chrome-plated
- Also available with case



Contents	kg	Code	No.
90 tools without case	8.2	6601400	S 1090
Tool set S 1090 + tool case WK 1090 L	13.2	6601590	1090

	Contents
	**6** 14x17 18x19 21x23 22x24
	**8** 4 4,5 5 5,5 6 7 8 9 10 11 12 13
	**20** 4 4,5 5 5,5 6 7 8 9 10 11 13
	**2087**
	**2095**
	**2098**
	2090 -4
	**2093 U** -3
	**42** 2 (5/64AF) 2,5 3 4 5 6 7 8 10
	**60 CP** 10
	**156 S**
	**2153** 5,5
	**2161 PH** 1

	Contents
	**2160 PZ** 1 2
	**VDE 2160 PH** 1 2
	**VDE 2170** 3,5 4 5,5 6,5
	**4615** 3,5
	**173** 5,5 8
	**174** 1
	745
	**0513-09**
	**4534** -3
	401
	401 A [10×]
	**145** 10 JC
	**8096** -140

	Contents
	**VDE 8098** -160
	**VDE 8120** -160
	**VDE 8250** -180
	**VDE 8132 AB** -160
	**VDE 8316** -200
	95 -175
	99 10-2 10-4
	**101**
	112 A -250
	112 S
	**600 H** -300
	**72 H** -100
	E-1090 LK LZ LF LS

S 1093
VDE TOOL ASSORTMENT
26 pieces

- Particularly suited as the initial outfit for electrical specialists
- The GEDORE tool case or tool trolley are suited for mobile assignments
- Recommended hook assortment 1500 HS-1093 (26 pieces)



Contents	kg	Code	No.
26 tools in metric sizes	4.8	2319942	S 1093

	Contents
	**142** 10 C
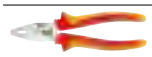	**VDE 8250** -180 H
	**VDE 8132** -160 H
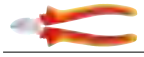	**VDE 8314** -160 H
	VDE 2170 4 5,5 6,5 8

	Contents
	**VDE 2160 PZ** 1 2
	**V 4616**
	**42** 2 (5/64AF) 2,5 3 4 5 6 8 10
	**4533** -2
	**4528**

	Contents
	**8097**
	**600 H** -500
	112 A -250
	**110 HS** -318
	**0175** -06

S 1004
MECHANIC'S TOOL ASSORTMENT
80 pieces

12,5
1/2"

- Particularly suitable for the rear panel R 1504 L
- Recommended hook assortment 1500 HS-1004 (82 pieces)
- Tools in metric sizes



Contents	kg	Code	No.
80 tools in metric sizes	14.0	6600000	S 1004

	Contents
	**7** 8 9 10 11 12 13 14 15 16 17 18 19 21 22 23 24
	**19** 10 11 12 13 14 15 16 17 18 19 21 22 23 24 26 27 28 30 32
	1987
	**1995**
	1990 -5 -10
	**1993 U** -10 T
	**42** 2 (5/64AF) 2,5 3 4 5 6 8 10
	**60 CP** 8
	**143** 10 C
	**175** 1.1/2
	139 -400
	100 -10
	99 10-3
	97 -150 -200

	Contents
	98 -125
	119 -3 -5
	**403**
	640 -1800
	132 -150
	0513-09
	**8250** -180 JC
	**8132** -160 JC
	**8316** -160 JC
	424026
	600 H -500
	8701 2-8

	Contents
	8719 2-8
	8722 2-8
	8725 2-8
	2150 4 6,5 8
	2153 5,5
	2160 PH 2 3
	2161 PH 2
	1.12 /01

S 1400 G
UNIVERSAL TOOL ASSORTMENT
100 pieces

12,5
1/2"

- Tools in metric sizes
- Supplied in tool modules 1500 ES, suitable to fit in 5 drawers of the GEDORE tool trolleys (e.g. workster) and workbenches
- Also available in tool cabinet or on tool boards



1400 G-1450-2



1400 G



S 1400 G

Contents	kg	Code	No.
100 tools in metric sizes	17.7	6612790	S 1400 G
Tool set S 1400 G	46.7	6613250	1400 G
+ tool cabinet 1400 L			
Tool set S 1400 G	30.6	6617320	1400 G-1450-2
+ 2x tool panel 1450 L			
+ hook assortment 1500 HS 17			

	Contents
	**42** 1,3 1,5 2 (5/64AF) 2,5 3 4 5 6 8 10
	**2** 6x7 8x9 10x11 12x13 14x15 16x17 18x19 20x22
	**6** 6x7 8x9 10x11 12x13 14x15 16x17 18x19 20x22 21x23 24x27
	**19** 10 11 12 13 14 15 16 17 18 19 21 22 23 24 26 27 28 30 32
	**IN 19** 6 7 8 9 10 12 14
	**142** 10 JC
	**8132** -160 JC
	**8250** -180 JC
	**8316** -160 JC
	**97** -250
	**98** -125

	Contents
	99 12-5
	100 -12
	119 -1,5 -3 -4
	**600 H** -300
	**600 E** -500
	**225 E** -40
	**1993 U-10 T**
	1987
	1995
	1990 -5 -10
	**2133** 5,5 6 7 8 9 10
	**2150** 4 5,5 6,5 8
	**2160 PH** 1 2

	Contents
	**60 CP** 8
	**137** 10
	**406**
	**403**
	8701 2-6
	8719 2-6
	8722 2-6
	**8728**
	132 -150
	**424026**
	**1500 E-N L** [3×]

S 1400 Z
SUPPLEMENTARY TOOL ASSORTMENT
34 pieces

- Tools in metric sizes
- Ideally suited to the automotive sector
- Recommended hook assortment 1500 HS-1400 Z (31 pieces)
- Also available in tool cabinet



1400 GZ



S 1400 Z

Contents	kg	Code	No.
34 tools in metric sizes	11.3	6612950	S 1400 Z
Tool sets S 1400 G + S 1400 Z + tool cabinet 1400 L	57.4	6613330	1400 GZ

	Contents
	**1990** -2.1/2 -3
	**INX 19 L** 6-100 8-100 10-100 12-100
	**2153** 6,5
	**2161 PH** 2
	27 24x27 30x32
	27 D
	**28** PU
	**36** 1-140

	Contents
	38 20 [2×]
	50
	54
	**125** 1
	**128** 2-225
	**135** 13
	**299**
	**625 M**

	Contents
	640 -1800
	702 13 M
	**4610**
	8729 [2×]

S 1150
UNIVERSAL TOOL ASSORTMENT

10
3/8"

41 pieces

- For car repairs, household repairs and for the professional
- Suitable to fit in GEDORE tool box no. 1263 L
- Recommended hook assortment 1500 HS-1150 (45 pieces)
- Tools in metric sizes



Contents	kg	Code	No.
41 tools in metric sizes	4.8	6606980	S 1150

	Contents
	**1 B** 8 10 11 13 14 15 17 19 22
	**30** 6 7 8 9 10 11 12 13 14 15 17 19 22
	**3090** -3 -5 -10
	**3095**
	**3093 GU** -3
	**42** 3 4 5 6 8 10

	Contents
	**52**
	**145** 10 C
	**2150** 5,5 8
	**2160 PH** 2
	**8250** -180 JC
	97 -125

	Contents
	**600 H** -300

S 1025
SANITARY TOOL ASSORTMENT STARTER
49 pieces

- User-friendly set for future plant mechanics in sanitary, heating and air condition technology
- Suitable to fit in GEDORE tool box no. 1335 L



Contents	kg	Code	No.
49 tools	7.0	2319896	S 1025

	Contents
	231000
	2250 3
	232001
	100 1.1/2
	914424
	316500
	317000
	380100
	380200
	320000
	329000
	406
	0513-09

	Contents
	600 H -500
	4533 -2
	2150 4 5,5
	2160 PH 1 PH 2
	680 4-25 6,5-25
	685 3-25 4-25 5-25 6-25
	685 X 5-25 6-25 8-25
	690 1-25 2-25
	690 PZD 1-25 2-25 3-25
	687 TX T8-25 T8-25 T9-25 T10-25 T15-25 T20-25 T25-25 T27-25 T30-25 T40-25
	620
	4615 3

	Contents
	7 R 10 13 17 19 24
	920 11

S 1024
SANITARY TOOL ASSORTMENT PROFI
62 pieces

- User-friendly set for plant mechanics in sanitary, heating and air condition technology
- Suitable to fit in GEDORE tool box no. 1335 L
- Recommended hook assortment 1500 HS-1024 (68 pieces)
- Tools in metric sizes



Contents	kg	Code	No.
62 tools	17.7	2319888	S 1024

	Contents
	7 R 10 11 12 13 14 15 16 17 18 19 22 24
	220020
	231000
	2180 3
	2268 2
	100 1 1.1/2
	914424
	8314 -160 JC
	8133 -180 JC
	112 -2510
	110 HS -256
	4533 -2
	316500
	316 501 502 503

	Contents
	317000
	380100
	380200
	378500
	4615 3
	2150 4 5,5 8
	2160 PH 1 PH 2
	42 1,3 1,5 2 (5/64AF) 2,5 3 4 5 6 8 10
	1994
	403
	0513-09
	646
	600 H -500

	Contents
	620 H -1250
	424026
	312000
	314000
	320000
	329000
	232001
	232500
	381030
	1990 -5

S 1151
TOOL ASSORTMENT

68 pieces

12,5
1/2"

- For workshops and service stations
- Recommended hook assortment 1500 HS-1151 (50 pieces)
- Tools in metric sizes
- Also available in tool box or on tool boards



S 1151



1151-1263



1151-1265



1151-1335

Contents	kg	Code	No.
68 tools in metric sizes	9.6	6607010	S 1151
Tool set S 1151 + tool box 1263 L	15.8	6608330	1151-1263
Tool set S 1151 + tool box 1265 L	17.3	6609140	1151-1265
Tool set S 1151 + tool box 1335 L	18.5	6610660	1151-1335
Tool set S 1151 + 2x tool panel 1450 L + hook assortment 1500 HS-1151	17.3	6617240	1151-1450-2

	Contents
	**2** 8x9 10x11 12x13 14x15 16x17 18x19 20x22
	**6** 6x7 8x9 10x11 12x13 14x15 16x17 18x19 20x22
	**19** 10 11 12 13 14 15 17 19 22 24 27 30 32
	**1990** -3 -5 -10
	1987
	1995
	**1993 U** -10 T

	Contents
	38 16 [2×]
	**42** 2,5 3 4 5 6 8
	**2150** 4 6,5 8
	**2160 PH** 2
	50
	**137** 10
	**145** 10 C

	Contents
	**299**
	100 -12
	99 10-4
	97 -150
	**625** M
	**4611**
	**8250** -180 JC
	**8316** -160 JC
	**600 H** -500

S 1002
TOOL ASSORTMENT FOR TRACTORS

79 pieces

- For tractors and other agricultural machines of all brands with metric screws
- Suitable to fit in GEDORE tool trolley workster
- Recommended hook assortment 1500 HS-1002 (91 pieces)



12,5
1/2"

Contents	kg	Code	No.
79 tools in metric sizes	16.1	6600270	S 1002

	Contents
	**1 B** 6 7 8 9 10 11 12 13 14 15 16 17 18 19 20 22 23 24 27 28 30 32
	19 10 11 12 13 14 15 16 17 18 19 22 24 27 30 32
	**IS 19** 12x2
	1990 -5 -10
	1987
	1995
	**1993 U** -10 T
	38 20 [2×]
	**42** 3 4 5 6 8 10 12 14

	Contents
	**137** 10
	**145** 10 C
	**147** 5,5 7 9 12
	**162** 2
	100 -10
	99 12-5 12-6 12-8
	97 -150
	98 -125
	119 -3 -4 -5
	**403**
	132 -200

	Contents
	**702** 20 M
	**4610**
	**8000 A** 2
	**8000 J** 2
	**8250** -180 JC
	**8316** -160 JC
	**600 H** -500 -1000

S 1016
BASIC TOOL ASSORTMENT IN TOOL CASE

87 pieces

- Ideal for mobile applications by fitters and service personnel
- Suitable to fit in GEDORE tool case no. WK 1018 L
- Also available with case or on tool board



6,3
1/4"
6,3
1/4"
mm
12,5
1/2"

Contents	kg	Code	No.
87 tools without case	8.5	2319918	S 1016

	Contents
	**7** 8 9 10 11 12 13 14 15 17 19 22
	**1993 U** -20
	**1990** -5
	**19** 10 12 13 14 15 16 17 18 19 22 24
	D 20 4 5 6 7 8 9 10 11 12 13
	680 4-25 5,5-25 6,5-25
	685 3-25 4-25 5-25 6-25
	685 X 5-25 6-25 8-25
	687 TX T10-25 T15-25 T20-25 T25-25 T27-25 T30-25 T40-25
	690 1-25 2-25
	690 PZD 1-25 2-25 3-25
	620

	Contents
	676
	699
	2090 -4
	2093 U-20
	2150 4 5,5 6,5 8
	2160 PH 1 2
	42 2 (5/64AF) 2,5 3 4 5 6 8 10
	97 -125 -150
	98 -125
	99 12-3
	100 -10
	119 -4

	Contents
	8316 -180 JC
	8132 -160 JC
	142 10 TL
	600 H -500
	406
	4534 -5

S 1006
TOOL ASSORTMENT HGV
115 pieces

12,5
1/2"
20
3/4"

- For service and repairs
- Suitable to fit in GEDORE tool trolley workster
- Recommended hook assortment 1500 HS-1006 (120 pieces)
- Tools in metric sizes



Contents	kg	Code	No.
115 tools in metric sizes	33.3	6600940	S 1006

	Contents
	**1 B** 8 9 10 11 12 13 14 15 16 17 18 19 21 22 23 24 26 27 29 30 32
	**19** 10 11 12 13 14 15 16 17 18 19 21 22 23 24 26 27 28 30 32
	**IN 19** 5 6 7 8 9 10 12 14 17
	**1990** -5 -10
	**1985**
	**1987**
	**1995**
	**1993 U** -10 T
	**32** 19 22 24 27 29 30 32 36 38
	3290 -8 -16
	**3287**
	3295
	**3293 U** -3

	Contents
	**60 CP** 12
	**135** 19
	**137** 10
	**146** 10 C
	**100** 2
	**147** 7 9 10
	**2160 PH** 1 2 3 4
	100 -10
	97 -200
	119 -4 -5 -6
	96 -200
	**407**
	407 A [12×]

	Contents
	**644**
	132 -250
	**702** 20 M
	**4534** -3
	**4610**
	**8000** A 2 A 21
	**8000** J 2 J 21
	**8316** -160 JC
	**248 ST** -50
	**225 E** -32
	**600 H** -100 -1500
	8701 2-10

S 1023
TOOL ASSORTMENT FOR MECHANICAL ENGINEERS
120 pieces

6,3
1/4"
12,5
1/2"
6,3
1/4"
mm

- Practical entry-level toolset
- The range includes mechanical and electrical engineering tools
- Suitable to fit in GEDORE tool trolley workster
- Recommended hook assortment no. 1500 HS-1023 (53 pieces)



Contents	kg	Code	No.
120 tools in metric sizes	13.0	1999060	S 1023

	Contents
	**1 B** 6 7 8 9 10 11 12 13 14 15 16 17 18 19 20 21 22
	**D 20** 4 5 6 7 8 9 10 11 12 13
	680 4-25 5,5-25 6,5-25
	**685** 3-25 4-25 5-25 6-25
	**685 X** 5-25 6-25 8-25
	687 TX T10-25 T15-25 T20-25 T25-25 T27-25 T30-25 T40-25
	**690** 1-25 2-25
	**690 PZD** 1-25 2-25 3-25
	**620**
	**676**
	699
	2090 -4
	**2093 U-20**
	**1993 U-20**
	1990 -5 -10
	1995
	1987
	**19** 8 9 10 11 12 13 14 15 16 17 18 19 21 22 24 27 30 32

	Contents
	**VDE 8132** -200 H
	**VDE 8250** -180 H
	**VDE 8314** -160 H
	**VDE 2170** 4 5,5
	**VDE 2160 PH** 1 2
	**V 4616**
	**4615** 3
	**171 IS** 1,2 1,5 2
	**165 PH** 00 0
	**8305** -2
	**8306** -5
	**42** 1,3 1,5 2 (5/64AF) 2,5 3 4 5 6 8 10
	97 -150
	100 -10
	119 -3 -5

	Contents
	**600 H** -500
	**248 ST** -30
	**8701** 2-8
	8719 2-8
	8722 2-8
	**403**
	4528
	710
	745
	4534 -3
	298 -04
	8354 -1
	8139 -220 TC

S 1008
MECHANIC'S TOOL ASSORTMENT
138 pieces

6,3
1/4"
12,5
1/2"

- A useful selection of tools for many jobs
- Suitable to fit in GEDORE tool trolley workster
- Recommended hook assortment 1500 HS-1008 (107 pieces)
- Tools in metric sizes



Contents	kg	Code	No.
138 tools in metric sizes	23.4	6603610	S 1008

	Contents
	**2** 6x7 8x9 10x11 12x13 14x15 16x17 18x19 20x22 21x23 24x27 25x28 30x32
	**6** 6x7 8x9 10x11 12x13 14x15 16x17 18x19 20x22 21x23 24x27 25x28 30x32
	**19** 8 10 11 12 13 14 15 16 17 18 19 21 22 23 24 26 27 28 30 32
	1987
	1995
	1990 -5 -10
	**1993 U** -10 T
	**2093 U** -3
	**20** 4 4,5 5 5,5 6 7 8 9 10 11 13
	**2087**
	2090 -4
	2095
	2098
	**42** 2 (5/64AF) 2,5 3 4 5 6 8 10
	**60 CP** 8
	**298** -04

	Contents
	**137** 10
	140
	**143** 10 C
	**144** 7 C
	**156 S**
	**175** 1.1/2
	139 -400
	100 -10
	99 10-3 12-5
	97 -125 -150 -200
	**98** -125
	119 -3 -5
	**407**
	640 -1800
	132 -200
	**710**
	745
	**0513-09**
	**4534** -3
	**8000 A** 2

	Contents
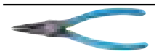	**8000 J** 2
	**8250** -180 JC
	**8132** -160 JC
	8316 -160 JC
	8367 -160 JC
	8551 1 2 3 4 5 6 7 8
	600 H -500
	248 ST -40
	8701 2-8
	8719 2-8
	8722 2-8
	424026
	8728
	2150 3 4 5,5 6,5 8 10
	2153 6,5
	2160 PZ 1 2
	2160 PH 1 2 3
	2161 PH 1 2

S 1007
MECHANIC'S TOOL ASSORTMENT
179 pieces

6,3 · 1/4" · 12,5 · 1/2" · 8 · 5/16"

- A complete tool assortment for the professional
- Suitable to fit in GEDORE tool trolley workster
- Recommended hook assortment 1500 HS-1007 (131 pieces)
- Tools in metric sizes



Contents	kg	Code	No.
179 tools in metric sizes	27.5	6601080	S 1007

	Contents
	**2** 6x7 8x9 10x11 12x13 14x15 16x17 18x19 20x22 21x23 24x27 25x28 30x32
	**6** 6x7 8x9 10x11 12x13 14x15 16x17 18x19 20x22 21x23 24x27 25x28 30x32
	**19** 8 10 11 12 13 14 15 16 17 18 19 21 22 23 24 26 27 28 30 32
	**IN 19** 5 6 7 8 9 10 12 14 17
	1987
	1995
	1990 -5 -10
	1993 U -10 T
	**2093 U** -3
	**20** 4 4,5 5 5,5 6 7 8 9 10 11 13
	2087
	2090 -4
	2095
	2098
	**42** 2 (5/64AF) 2,5 3 4 5 6 8 10
	**60 CP** 8
	**298** -04
	**137** 10
	140
	**143** 10 C
	**144** 7 C
	**156 S**

	Contents
	**175** 1.1/2
	139 -400
	100-10
	99 10-3 12-5
	97 -125 -150 -200
	98 -125
	119 -2 -3 -4 -5 -6 -8
	**404**
	**407**
	640 -1800
	132 -200
	**710**
	745
	880 5,5 6,5 8 12
	885 4 5 6 8 10
	890 2 3 4
	887 TX T27 T30 T40 T45
	KB 819
	K 1900
	KB 820
	0513-09
	4534 -3
	8000 A 1 A 2 A 11 A 21

	Contents
	8000 J 1 J 2 J 11 J 21
	8250 -180 JC
	8132 -160 JC
	8132 AB -160 JC
	8316 -160 JC
	8367 -160 JC
	8551 1 2 3 4 5 6 7 8
	600 H -500
	248 ST -40
	8701 2-8
	8719 2-8
	8722 2-8
	8725 2-8
	424026
	8728
	2150 3 4 5,5 6,5 8 10
	2153 6,5
	2160 PZ 1 2
	2160 PH 1 2 3
	2161 PH 1 2

S 1151 A
TOOL ASSORTMENT INCH

12,5
1/2"

69 pieces

- For workshops and service stations
- Recommended hook assortment 1500 HS-1151 A (52 pieces)
- Tools in inch sizes
- Also available in tool box





1151-1263



1151-1265



1151-1335

Contents	kg	Code	No.
69 tools in inch sizes	9.4	6607280	S 1151 A
Tool set S 1151 A + tool box 1263 L	15.8	6608410	1151 A-1263
Tool set S 1151 A + tool box 1265 L	17.3	6609220	1151 A-1265
Tool set S 1151 A + tool box 1335 L	18.5	6610740	1151 A-1335

	Contents
	**2** 1/4x5/16AF 5/16x3/8AF 3/8x7/16AF 7/16x1/2AF 9/16x5/8AF 19/32x11/16AF 3/4x25/32AF 13/16x7/8AF
	**6** 1/4x5/16AF 5/16x3/8AF 7/16x1/2AF 9/16x5/8AF 19/32x11/16AF 3/4x25/32AF 13/16x7/8AF 15/16x1AF
	**D 19** 5/16AF 3/8AF 7/16AF 1/2AF 9/16AF 5/8AF 11/16AF 3/4AF 7/8AF 15/16AF 1AF 1.1/16AF 1.1/4AF
	**1990** -3 -5 -10
	**1987**
	**1995**
	**1993 U** -10 T

	Contents
	38 16 [2×]
	**42** 3/32AF 1/8AF 5/32AF 3/16AF 7/32AF (5,5MM) 1/4AF
	**2150** 4 6,5 8
	**2160 PH** 2
	**50**
	**137** 10
	**145** 10 C
	**299**

	Contents
	100 -12
	99 10-4
	97 -150
	**625** A
	**4611**
	**8250** -180 JC
	**8316** -160 JC
	**8601** 1

S 1005 A
TOOL ASSORTMENT FOR CONSTRUCTION MACHINES
81 pieces

10
3/8"
12.5
1/2"
20
3/4"

- For construction machinery using inch sizes, especially suitable for CATERPILLAR® machines
- Suitable to fit in GEDORE tool trolley workster
- Recommended hook assortment 1500 HS-1005 A (81 pieces)
- Tools in inch sizes



Contents	kg	Code	No.
81 tools in inch sizes	22.9	6600510	S 1005 A

	Contents
	**1 B** 1.1/16AF 1.1/8AF 1.1/4AF 1.5/16AF
	**6** 1/4x5/16AF 3/8x7/16AF 1/2x9/16AF 19/32x11/16AF 5/8x3/4AF 13/16x7/8AF 15/16x1AF 1.1/16x1.1/8AF 1.1/4x1.3/8AF 1.5/16x1.1/2AF
	7 3/8AF 7/16AF 1/2AF 9/16AF 5/8AF 11/16AF 3/4AF 13/16AF 7/8AF 15/16AF 1AF
	**D 19** 9/16AF 5/8AF 11/16AF 3/4AF 13/16AF 7/8AF 15/16AF 1AF
	**1993 U** -10 T
	1990 -5 -10
	**1932**
	1987
	**1995**
	**1997**
	**D 30** 7/16AF 1/2AF 9/16AF 5/8AF 3/4AF

	Contents
	3090 -3 -5
	**3019**
	**3093 U** -10
	**D 32** 7/8AF 1AF 1.1/16AF 1.1/8AF 1.1/4AF 1.5/16AF 1.1/2AF 1.5/8AF 1.3/4AF
	**3290** -8 -16
	3287
	3295
	**3293 U** -2
	**137** 10
	**145** 10 C
	100 -12
	99 10-4 12-8

	Contents
	97 -150 -200
	**702** 26 A
	**36** 2-200
	**8132 AB** -160 JC
	**8316** -160 JC
	**600 H** -1000
	137 -600
	**2150** 8 12
	**2160 PH** 2 3
	**VDE 2170** 5,5

S 1019
TOOL ASSORTMENT CARS
157 pieces

6,3 1/4" 12,5 1/2"

- Ideal for maintenance and service work on cars
- With torque wrench 1/2", 40-200 N·m
- Suitable for cars of all brands with metric and TORX® screws
- Supplied in tool modules 1500 ES
- Suitable to fit in GEDORE tool trolley workster
- For work benches 1502, 1504 XL, 1504 models 0511, 0620, 0701, 0810, 1000, 1506 XL models 2511 and 2810



Contents	kg	Code	No.
157 tools	22.1	2319926	S 1019

	Contents
	**6** 6x7 8x9 10x11 12x13 14x15 16x17 18x19 20x22 21x23 24x27
	**7 R** 8 10 12 13 14 15 16 17 18 19
	**400** 8x10 10x11 12x14 17x19 13x15
	**2093 U** -10
	**2087**
	2090-4
	**2095**
	**2098**
	**20** 4 5 5,5 6 7 8 9 10 11 12 13 14
	**IN 20** 3 4 5 6 8
	**TX 20** E4 E5 E6 E7 E8 E10
	**ITX 20** T8 T9 T10 T15 T20 T25 T27 T30 T40
	**1993 U-20**
	**1987**
	**1995**
	**1990** -5 -10
	**19** 10 11 12 13 14 15 16 17 18 19 21 22 23 24 26 27 28 30 32
	**IS 19** 10x1,6 12x2

	Contents
	**IKS 19** 2 3 4
	**INX 19** 8 10
	**IN 19** 5 6 7 8 9 10 12 14 17
	**IN 19 L** 5-90 6-90 8-90 10-140 12-140 14-140
	**ITX 19** T20 T25 T27 T30 T40 T45 T50 T55 T60
	ITX 19 L T20-100 T25-100 T27-100 T30-100 T40-100 T45-100 T50-100 T55-100 T60-100
	**708**
	**142** 10 JC
	**8132** -160 JC
	**8250** -180 JC
	**8316** -160 JC
	**8000 A** 1 2 21
	**8000 J** 1 2 21
	**2150** 4 5,5 6,5 8
	**2160 PH** 1 2

	Contents
	119 -3 -4 -5 -6 -7 -8
	**600 H** -500
	**248 ST** -40
	38 20
	643
	702 20 M
	4550 -20
	133 D -150
	132 -150
	8701 2-8
	8719 2-8
	8722 2-8
	8725 2-8
	8726

S 1022
TOOL ASSORTMENT NFZ
133 pieces

12,5
1/2"
20
3/4"

- Ideal for maintenance and service work on industrial vehicles of all brands with metric and TORX® screws
- Suitable to fit in GEDORE tool trolley workster
- For work benches 1502, 1504 XL, 1504 models 0511, 0620, 0701, 0810, 1506 XL models 2511 and 2810



Contents	kg	Code	No.
133 tools	45.5	2319934	S 1022

	Contents
	**6** 6x7 8x9 10x11 12x13 14x15 16x17 18x19 20x22 21x23 24x27
	**6** 30x32 36x41
	**7 XL** 24 27 30 32 34 36 41
	**1993 U-20**
	**1987**
	**1995**
	**1990** -5 -10
	**19** 10 11 12 13 14 15 16 17 18 19 21 22 23 24 26 27 28 30 32
	**IN 19** 6 7 8 9 10 12 14
	**K 19 L** 10 13 14 16 17 18 19 21 22 23 24 27
	**TX 19** E10 E11 E12 E14 E16 E18 E20 E24
	**ITX 19** T20 T25 T27 T30 T40 T45 T50 T55
	SL 1916
	**3293 U** -2
	**32** 22 24 27 30 32 36 38 41 46 50
	3287
	**3290** -8 -16
	**ITX 32** T60 T70 T80 T90 T100

	Contents
	**2150** 4 5,5 6,5 8
	**2160 PH** 1 2
	**42 KEL** 2 2,5 3 4 5 6 8 10
	**142** 10 JC
	**8132** -160 JC
	**8250** -180 JC
	**8316** -160 JC
	97 -250
	98 -125
	99 12-5
	100 -12
	119 -1,5 -3 -4
	**600 H** -300
	**137** 10
	**403**
	39
	**8138** -200 JC

	Contents
	**135** 13 20
	**646**
	**600 H** -500 -1500
	**1500 ED-30** [12×]
	1500 E-N L [2×]
	1500 E-S L

S 1500 ES-01
MODULE ASSORTMENT SMALL
104 pieces

6,3
1/4"
12,5
1/2"

- General basic range for beginners in all professions
- Tools in metric sizes
- Proved GEDORE ES tool modules from ABS
- For tool trolley workster and workbench 1506 XL models 2511 and 2810



Contents	kg	Code	No.
1500 ES-1 B **1500 ES-19** **1500 ES-1993 U-20** **1500 ES-20** **1500 ES-145** **1500 ES-350** **1500 ES-2150 PH**	12.1	2319845	S 1500 ES-01

	Contents
	**1 B** 6 7 8 9 10 11 12 13 14 15 16 17 18 19 20 21 22
	**42** 2 (5/64AF) 2,5 3 4 5 6 8 10
	**19** 10 11 12 13 14 15 16 17 18 19 21 22 23 24 26 27 28 30 32
	**IN 19** 6 7 8 9 10 12 14
	**1993 U-20**
	**1987**
	**1995**
	**1990** -5 -10
	**2093 U** -10
	**2087**

	Contents
	**2090-4**
	**2095**
	**2098**
	**20** 4 5 5,5 6 7 8 9 10 11 12 13 14
	**IN 20** 3 4 5 6 8
	**TX 20** E4 E5 E6 E7 E8 E10
	**ITX 20** T8 T9 T10 T15 T20 T25 T27 T30 T40
	**142** 10 JC
	**8132** -160 JC
	**8250** -180 JC

	Contents
	**8316** -160 JC
	97 -250
	**98** -125
	99 12-5
	100 -12
	119 -1,5 -3 -4
	**600 H** -300
	**2150** 4 5,5 6,5 8
	**2160 PH** 1 2

S 1500 ES-02
MODULE ASSORTMENT MIDDLE
207 pieces

6,3 | 1/4" | 12,5 | 1/2" | 8 | 5/16"

- Basic equipment for the commercial sector or ambitious do-it-yourselfers
- Tools in metric sizes
- Proved GEDORE ES tool modules from ABS
- Suitable to fit in GEDORE tool trolley workster
- For workbench 1504 models 0701, 0810, 1000, 1506 XL models 2511 and 2810
- Also available in tool trolley 2004 0620





Contents		kg	Code	No.
1500 ES-1 B	**1500 ES-7 R**	29.1	2319853	S 1500 ES-02
1500 ES-6	**1500 ES-145**			
1500 ES-19 IS	**1500 ES-350**			
1500 ES-ITX 19 LKP	**1500 ES-711**			
1500 ES-IN 19 LKM	**1500 ES-2150 PH**			
1500 ES-1993 U-20	**1500 ES-K 1900**			
1500 ES-20	**1500 ES-8000**			
1500 ES-2133	**1500 ED-70 K** [6x]			
S 1500 ES-02 + 2004 0620		117.1	2657708	1500 ES-02-2004

	Contents
	1 B 6 7 8 9 10 11 12 13 14 15 16 17 18 19 20 21 22
	42 2 (5/64AF) 2,5 3 4 5 6 8 10
	6 6x7 8x9 10x11 12x13 14x15 16x17 18x19 20x22 21x23 24x27
	19 10 11 12 13 14 15 16 17 18 19 21 22 23 24 26 27 28 30 32
	IS 19 10x1,6 12x2
	IKS 19 2 3 4
	INX 19 8 10
	ITX 19 T20 T25 T27 T30 T40 T45 T50 T55 T60
	ITX 19 L T20-100 T25-100 T27-100 T30-100 T40-100 T45-100 T50-100 T55-100 T60-100
	708
	IN 19 5 6 7 8 9 10 12 14 17
	IN 19 L 5-90 6-90 8-90 10-140 12-140 14-140
	1993 U-20
	1987
	1995
	1990 -5 -10
	2093 U -10
	2087
	2090-4

	Contents
	2095
	2098
	20 4 5 5,5 6 7 8 9 10 11 12 13 14
	IN 20 3 4 5 6 8
	TX 20 E4 E5 E6 E7 E8 E10
	ITX 20 T8 T9 T10 T15 T20 T25 T27 T30 T40
	2133 5,5 6 7 8 9 10
	7 R 8 10 12 13 14 15 16 17 18 19
	142 10 JC
	8132 -160 JC
	8250 -180 JC
	8316 -160 JC
	97 -250
	98 -125
	99 12-5
	100 -12
	119 -1,5 -3 -4

	Contents
	600 H -300
	140
	4534 -5
	708
	711
	720
	745
	2150 4 5,5 6,5 8
	2160 PH 1 2
	K 19 10 13 14 17 19
	880 7 8 9 12
	885 5 6 8 10
	890 1 2 3 4
	KB 819
	K 1900
	8000 A 1 2 21
	8000 J 1 2 21
	1500 ED-70 K [6×]

S 1500 ES-03
MODULE ASSORTMENT LARGE
325 pieces

6,3 · 1/4" · 12,5 · 1/2" · 6,3 · 1/4" · 8 · 5/16"

- Extensive industrial range for professionals
- Tools in metric sizes
- Proved GEDORE ES tool modules from ABS
- For tool trolleys 2005 models 0810, 2004 models 0810, 1000
- For workbench 1504 models 0810, 1000, 1504 XL, 1506 XL models 2511, 2810
- Also available in tool trolley 2004 0810



2004 0810



Contents			kg	Code	No.
1500 ES-1 B	**1500 ES-400**	**8551-55**	2319861	S 1500 ES-03	S 1500 ES-03
1500 ES-19 IS	**1500 ES-6**	**H 42 KEL-88**			
1500 ES-1993 U-20	**1500 ES-7 R**	**H 43 KTX-07**			
1500 ES-2	**1500 ES-711**	**8728**			
1500 ES-2 B	**1500 ES-8000**	**60 P 8**			
1500 ES-20	**1500 ES-DT 42**	**137 10**			
1500 CTD-20 BIT	**1500 ES-IN 19 LKM**	**4615 3**			
1500 ES-2133	**1500 ES-ITX 19 LKP**	**0513-09**			
1500 ES-2150 PH	**1500 ES-K 1900**	**1940**			
1500 ES-2163 TX	**1500 ES-VDE 145**				
1500 ES-34	**1500 ES-VDE 2170 PZ**				
1500 ES-350					
1500 ED-70 K [7x]					
S 1500 ES-03 + 2004 0810			2657716	1500 ES-03 2004	1500 ES-03 2004 0810

	Contents
	1 B 6 7 8 9 10 11 12 13 14 15 16 17 18 19 20 21 22
	**42** 2 (5/64AF) 2,5 3 4 5 6 8 10
	**19** 10 11 12 13 14 15 16 17 18 19 21 22 23 24 26 27 28 30 32
	**IS 19** 10x1,6 12x2
	**IKS 19** 2 3 4
	**INX 19** 8 10
	**1993 U-20**

	Contents
	**1987**
	**1995**
	**1990** -5 -10
	**2** 6x7 8x9 10x11 12x13 14x15 16x17 18x19 20x22
	**2 B** 6x7 8x9 10x11 12x13 14x15 17x19
	**2093 U** -10
	**2087**

	Contents
	2090-4
	**2095**
	**2098**
	**20** 4 5 5,5 6 7 8 9 10 11 12 13 14
	**IN 20** 3 4 5 6 8
	**TX 20** E4 E5 E6 E7 E8 E10
	**ITX 20** T8 T9 T10 T15 T20 T25 T27 T30 T40

Contents


20 L 4 4,5 5 6 7 8 9 10 12 13

680 4-25 5,5-25 6,5-25 8-25


685 2,5-25 3-25 4-25 5-25 6-25


685 X 5-25 6-25 8-25

687 TX T6-25 T7-25 T8-25 T9-25 T10-25 T15-25 T20-25 T25-25 T27-25 T30-25 T40-25


690 1-25 2-25 3-25


690 PZD 1-25 2-25 3-25

673 6,3

699


620


676

639


TFK 649 E-649 F


2133 5,5 6 7 8 9 10


2150 4 5,5 6,5 8


2160 PH 1 2


2163 TX T8 T10 T15 T20 T25 T30


34 8x9 10x11 12x13 14x15 16x17

97 -250


98 -125

99 12-5

100 -12

119 -1,5 -3 -4


600 H -300

Contents


400 8x10 10x11 12x14 17x19 13x15


6 6x7 8x9 10x11 12x13 14x15 16x17 18x19 20x22 21x23 24x27


7 R 8 10 12 13 14 15 16 17 18 19

140


4534 -5


708


711


720

745


8000 A 1 2 21


8000 J 1 2 21


DT 2142 2 2,5 3 4 5 6 7 8 10


IN 19 5 6 7 8 9 10 12 14 17


IN 19 L 5-90 6-90 8-90 10-140 12-140 14-140


ITX 19 T20 T25 T27 T30 T40 T45 T50 T55 T60


ITX 19 L T20-100 T25-100 T27-100 T30-100 T40-100 T45-100 T50-100 T55-100 T60-100

708

K 19 10 13 14 17 19

880 7 8 9 12

885 5 6 8 10

890 1 2 3 4

KB 819

K 1900

142 10 C

Contents

VDE 8250 -180 H

VDE 8132 -160 H

VDE 8314 -160 H

VDE 2170 4 5,5 6,5 8

VDE 2160 PZ 1 2

8551 1 2 3 4 5

42 KEL 2 2,5 3 4 5 6 8 10

43 KTX T10 T15 T20 T25 T27 T30 T40

8728

60 P 8

137 10

4615 3

0513-09

1940

1500 ED-70 K [7×]

MODULE SYSTEM

1/3 ES MODULES FROM ABS PLASTIC


1500 ES-2


1500 ES-34


1500 ES-6


1500 ES-7 R


1500 ES-2133


1500 ES-145


1500 ES-350


1500 ES-711


1500 ES-1993 U-20


1500 ES-19


1500 ES-IN 19 LKM


1500 ES-19 IS


1500 ES-ITX 19 LKP


1500 ES-1 07


1500 ES 1993 T


1500 ES-20


1500 ES-30


1500 ES-ITX 30


1500 ES-K 1900


1500 ES-VDE 2170 PZ


1500 ES-VDE 145


1500 ES-2150 PH


1500 ES-2150 PZ


1500 ES-2163 BTX


1500 ES-2163 TXB


1500 ES-K 19L


1500 ES-8000


1500 ES-400


1500 ES-2B


1500 ES-534


1500 E-SL


1500 E-N-L

1/3 CT MODULES FROM 2-COLOUR FOAM


1500 CT1-2


1500 CT1-34


1500 CT1-6


1500 CT1-7 R


1500 CT1-2133


1500 CT1-142


1500 CT1-350


1500 CT1-711

1500 CT1-1993 U-20

1500 CT1-19

1500 CT1-D 19

1500 CT1-19 IS

1500 CT1-ITX 19 LKP

1500 CT1-1993 T

1500 CT1-IN 19 LKM

1500 CT1-20

1500 CT1-30

1500 CT1-ITX 30

1500 CT1-VDE 2170 PZ

1500 CT1-VDE 142

1500 CT1-2150 PH

1500 CT1-2150 PZ

1500 CT1-2163 BTX

1500 CT1-K 1900

1500 CT1-8000

1500 CT1-400

1500 CT1-534

2/3 ES MODULES FROM ABS PLASTIC

1500 ES-7

1500 ES-1 B

1500 ES-DT 42

1500 ES-7-32

2/3 CT MODULES FROM 2-COLOUR FOAM

1500 CT2-1-B

1500 CT2-7

1500 CT2-DT 42

1500 CT2-7-32

DISTANCE MODULES

1500 ED-30

1500 ED-70

1500 ED-70 K

1500 ED-70 XL

1500 ES-20 BIT

1500 ED-150 K

1500-ED-85

CT MODULES 2005 CT FOR VOLUME DRAWERS › 112

In 2 sizes:

- CT4 = 1/1 drawer 2005 (633 x 390 x 35 mm)
- CT2 = 1/2 drawer 2005 (316.5 x 390 x 35 mm)
- CT4 suitable for 2005, 1504 XL, 2430
- CT2 suitable for 1506 XL, 1504 and 2004

TOOL MODULES

- For keeping order in the GEDORE tool trolleys and mobile workbenches with variable drawer divisions
- Dimensions:
  1/3 module = W 157.5 x D 310 mm
  2/3 module = W 315.0 x D 310 mm
- For models 1502, 1504, 1506 XL, 2004, 2500 please order distance module 1500 ED-70 or 1500 ED-70 K additionally
- For model 1505 please order 1500 ED-70 or 1500 ED-70 K as well as 1500 ED-150 K additionally
- For model 2005 and 1504 XL please order 1500 ED-70 XL additionally

ES Modules 1500 ES

- From impact-resistant ABS
- Resistant to oil and acids
- Each tool is securely held in its own pocket, prevented from slipping and protected from damage
- Grip recesses facilitate removal of the tools

CT-Module 1500 CT

- 2-colour foam insert provides easy optical check of completeness
- Particularly suited for work in sensitive areas, in which it must be assured that no tools are left behind.
- Underlay blue, overlay black. A visible blue pocket indicates a missing tool
- Each tool is securely held in its own pocket, prevented from slipping and protected from damage
- Grip recesses facilitate removal of the tools
- Clearly visible tool contours simplify replacement into the correct pocket
- Resistant to oil and grease
- Easy to clean with water, soap and a nailbrush

POSSIBLE COMBINATIONS OF THE MODULES

1578, 1580, 2525



1578 1580 2525

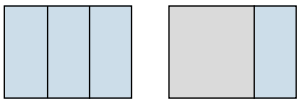

3x 1/3 modules

1x 2/3 modules and 1x 1/3 module

2004, 1502, 1504, 1506 XL



1504 2004 1502 1506 XL

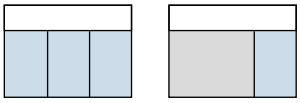

3x 1/3 modules 3x distance module 1500 ED-70 K

1x 2/3 modules and 1x 1/3 module 3x distance module 1500 ED-70 K

WSL-L7, 2005, 1504 XL



WSL-L7 2005 1504 XL

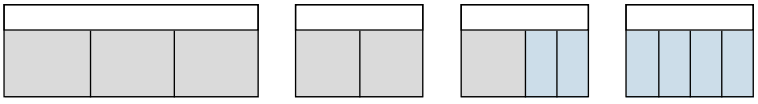

XL drawer 3x 2/3 modules 2x distance modules 1500 ED-70 or 1500 ED-70 K

2x 2/3 modules 1x distance module 1500 ED-70 XL

1x 2/3 and 2x 1/3 modules 1x distance module 1500 ED-70 XL

4x 1/3 modules 1x distance module 1500 ED-70 XL

B 1500 L, 1505



1505 B 1500 L

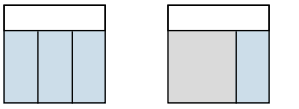

3x 1/3 modules 1x distance module 1500 ED-150 K

1x 2/3 Modul und 1x 1/3 Modul 1x Distanzmodul 1500 ED-150K

* When ordering model 2004, 1502 or 1504 2 pieces of 1500 ED-70 K are supplied f.o.c.

1500 ES-1 B
COMBINATION SPANNER SET
in 2/3 ES tool module



Contents	kg	Code	No.
1 B 6 7 8 9 10 11 12 13 14 15 16 17 18 19 20 21 22	2.790	6612280	1500 ES-1 B
PH 42-88 (2 2,5 3 4 5 6 8 10)			

Description	kg	Code	No.
ES tool module empty	0.250	5620330	1500 E-1B-7 L

1500 ES-2
RING SPANNER SET
in 1/3 ES tool module



Contents	kg	Code	No.
2 6x7 8x9 10x11 12x13 14x15 16x17 18x19 20x22	1.616	6621190	1500 ES-2

Description	kg	Code	No.
ES tool module empty	0.250	5626290	1500 E-2 L

1500 ES-2 B
RING SPANNER SET, SHORT PATTERN
in 1/3 ES tool module



Contents	kg	Code	No.
2 B 6x7 8x9 10x11 12x13 14x15 17x19	0.630	1731165	1500 ES-2 B

Description	kg	Code	No.
ES tool module empty	0.120	1731173	1500 E-2B-400 L

1500 ES-400
SET OF OPEN FLARE NUT SPANNERS
in 1/3 ES tool module



Contents	kg	Code	No.
400 8x10 10x11 12x14 13x15 17x19	0.824	1731157	1500 ES-400

Description	kg	Code	No.
ES tool module empty	0.120	1731173	1500 E-2B-400 L

1500 ES-6
OPEN ENDED SPANNER SET
in 1/3 ES tool module



Contents	kg	Code	No.
6 6x7 8x9 10x11 12x13 14x15 16x17 18x19 20x22 21x23 24x27	1.702	6621000	1500 ES-6

Description	kg	Code	No.
ES tool module empty	0.250	5626100	1500 E-6-7R L

1500 ES-7
COMBINATION SPANNER SET
in 2/3 ES tool module



Contents	kg	Code	No.
7 6 7 8 9 10 11 12 13 14 15 16 17 18 19 20 21 22	2.232	6612520	1500 ES-7
PH 42-88 (2 2,5 3 4 5 6 8 10)			

Description	kg	Code	No.
ES tool module empty	0.250	5620330	1500 E-1B-7 L

1500 ES-7-32
COMBINATION SPANNER SET
in 2/3 ES tool module



Contents	kg	Code	No.
7 23 24 27 30 32	2.348	1761145	1500 ES-7-32

Description	kg	Code	No.
ES tool module empty	0.340	1761153	1500 E-7-32 L

1500 ES-7 R
COMBINATION RATCHET SPANNER SET
in 1/3 ES tool module



Contents	kg	Code	No.
7 R 8 10 12 13 14 15 16 17 18 19	1.500	2305429	1500 ES-7 R

Description	kg	Code	No.
ES tool module empty	0.250	5626100	1500 E-6-7R L

1500 ES-34
SWIVEL HEAD WRENCH SET
in 1/3 ES tool module



Contents	kg	Code	No.
34 8x9 10x11 12x13 14x15 16x17	1.272	6605070	1500 ES-34

Description	kg	Code	No.
ES tool module empty	0.150	5622890	1500 E-34 L

1500 ES-534
SET COMBINATION SWIVEL HEAD WRENCHES
in 1/3 ES tool module



Contents	kg	Code	No.
534 10 11 13 14 15 17 19 26 RS 1 2	1.614	1813196	1500 ES-534

Description	kg	Code	No.
ES tool module empty	0.140	1813226	1500 E-534 L

1500 ES-2133
SOCKET WRENCH SET
in 1/3 ES tool module



Contents	kg	Code	No.
2133 5,5 6 7 8 9 10	1.038	1751239	1500 ES-2133

Description	kg	Code	No.
ES tool module empty	0.140	2823829	1500 E-2133 L

1500 ES-20
SOCKET SET 1/4"
in 1/3 ES tool module

6.3
1/4"



Contents	kg	Code	No.
20 4 5 5,5 6 7 8 9 10 11 12 13 14 **IN 20 3 4 5 6 8** **ITX 20 T8 T9 T10 T15 T20 T25 T27 T30 T40** **TX 20 E4 E5 E6 E7 E8 E10** **2087 2090-4 2095 2098 2093 U-10**	1.066	6626230	1500 ES-20

Description	kg	Code	No.
ES tool module empty	0.140	5621490	1500 E-20 L

1500 ES-30
SOCKET SET 3/8"
in 1/3 ES tool module

10
3/8"



Contents	kg	Code	No.
30 6 7 8 9 10 11 12 13 14 15 16 17 18 19 **IN 30 4 5 6 8 10** **3095 3087 3090-5 -10 3093 U-10**	1.830	6626070	1500 ES-30

Description	kg	Code	No.
ES tool module empty	0.140	5621220	1500 E-30 L

1500 ES-19
SOCKET SET 1/2", HEXAGON
in 1/3 ES tool module

12,5
1/2"



Contents	kg	Code	No.
19 10 11 12 13 14 15 16 17 18 19 21 22 23 24 26 27 28 30 32 **IN 19 6 7 8 9 10 12 14**	2.956	6626580	1500 ES-19

Description	kg	Code	No.
ES tool module empty	0.140	5621650	1500 E-19 L

1500 ES-19 IS
SOCKET SET 1/2"
in 1/3 ES tool module

12,5
1/2"



Contents	kg	Code	No.
19 10 11 12 13 14 15 16 17 18 19 21 22 23 24 26 27 28 30 32 **IS 19 10x1,6 12x2** **IKS 19 2 3 4** **INX 19 8 10**	2.984	1733109	1500 ES-19 IS

Description	kg	Code	No.
ES tool module empty	0.140	5621650	1500 E-19 L

1500 ES-ITX 30
SCREWDRIVER BIT SOCKET SET 3/8"
in 1/3 ES tool module

10
3/8"



Contents	kg	Code	No.
IN 30 L 4 5 6 7 8 10 **ITX 30 T20 T25 T27 T30 T40 T45 T50** **ITX 30 L T20 T25 T27 T30 T40 T45 T50** **TX 30 E5 E6 E7 E8 E10 E11 E12 E14** **IS 30 5,5 6,5 8 10 12** **IKS 30 1 2 3** **IKS 30 PZD 1 2 3**	2.346	1640860	1500 ES-ITX 30

Description	kg	Code	No.
ES tool module empty	0.140	1643363	1500 E-ITX 30 L

1500 ES-D 19
SOCKET SET 1/2", UD PROFILE
in 1/3 ES tool module

12,5
1/2"



Contents	kg	Code	No.
D 19 10 11 12 13 14 15 16 17 18 19 21 22 23 24 26 27 28 30 32 **IN 19 6 7 8 9 10 12 14**	2.900	1899694	1500 ES-D 19

Description	kg	Code	No.
ES tool module empty	0.140	5621650	1500 E-19 L

1500 ES-IN 19 LKM
SCREWDRIVER BIT SOCKET SET 1/2"
in 1/3 ES tool module

12,5
1/2"



Contents	kg	Code	No.
IN 19 5 6 7 8 9 10 12 14 17 **IN 19 L 5-90 6-90 8-90 10-140 12-140 14-140**	2.124	1402234	1500 ES-IN 19 LKM

Description	kg	Code	No.
ES tool module empty	0.150	1402714	1500 E-IN 19 LKM

1500 ES-ITX 19 LKP
SCREWDRIVER BIT SOCKET SET 1/2"

in 1/3 ES tool module



Contents	kg	Code	No.
ITX 19 T20 T25 T27 T30 T40 T45 T50 T55 T60 **ITX 19 L T20-100 T25-100 T27-100 T30-100 T40-100 T45-100 T50-100 T55-100 T60-100** **708**	2.156	1402226	1500 ES-ITX 19 LKP

Description	kg	Code	No.
ES tool module empty	0.150	1402706	1500 E-ITX 19 LKP

1500 ES-1993 U-20
ACCESSORIES FOR SOCKET WRENCHES 1/2"

in 1/3 ES tool module



Contents	kg	Code	No.
1993 U-20 **1987** **1995** **1990-5 -10**	1.191	1550756	1500 ES-1993 U-20

Description	kg	Code	No.
ES tool module empty	0.140	5621810	1500 E-1993 L

1500 ES-1993 T
ACCESSORIES FOR SOCKET WRENCHES 1/2"

in 1/3 ES tool module



Contents	kg	Code	No.
1993 U-10 T **1987 1995** **1990-5 -10**	1.984	6626740	1500 ES-1993 T

Description	kg	Code	No.
ES tool module empty	0.140	5621810	1500 E-1993 L

1500 ES-K 19 L
SET IMPACT SOCKETS 1/2"

in 1/3 ES tool module



Contents	kg	Code	No.
K 19 L 10 13 14 16 17 18 19 21 22 23 24 27	3.394	1640836	1500 ES-K 19 L

Description	kg	Code	No.
ES tool module empty	0.120	1643371	1500 E-K 19 L L

1500 ES-K 1900
IMPACT DRIVER SET

in 1/3 ES tool module



Contents	kg	Code	No.
K 19 10 13 14 17 19 **880 7 8 9 12** **885 5 6 8 10** **890 1 2 3 4** **KB 819 K 1900**	1.900	1402242	1500 ES-K 1900

Description	kg	Code	No.
ES tool module empty	0.150	1402722	1500 E-K 1900 L

1500 ES-DT 2142
HEXAGON SOCKET KEY SET

in 2/3 ES tool module



Contents	kg	Code	No.
DT 2142 2 2,5 3 4 5 6 7 8 10	1.337	1543474	1500 ES-DT 2142

Description	kg	Code	No.
ES tool module empty	0.270	1543490	1500 E-DT 2142 L

1500 ES-2150 PH
SCREWDIVER SET
in 1/3 ES tool module



Contents	kg	Code	No.
2150 4 5,5 6,5 8 **2160 PH 1 2**	0.820	1523708	1500 ES-2150 PH

Description	kg	Code	No.
ES tool module empty	0.140	2823829	1500 E-2133 L

1500 ES-2150 PZ
SCREWDRIVER SET
in 1/3 ES tool module



Contents	kg	Code	No.
2150 4 5,5 6,5 8 **2160 PZ 1 2**	0.846	1523694	1500 ES-2150 PZ

Description	kg	Code	No.
ES tool module empty	0.140	2823829	1500 E-2133 L

1500 ES-2163 TX
SCREWDRIVER SET
in 1/3 ES tool module



Contents	kg	Code	No.
2163 TX T8 T10 T15 T20 T25 T30	0.638	1582666	1500 ES-2163 TX

Description	kg	Code	No.
ES tool module empty	0.140	2823829	1500 E-2133 L

1500 ES-2163 TXB
SCREWDRIVER SET
in 1/3 ES tool module



Contents	kg	Code	No.
2163 TXB T10 T15 T20 T25 T30 T40	0.724	1616625	1500 ES-2163 TXB

Description	kg	Code	No.
ES tool module empty	0.140	2823829	1500 E-2133 L

1500 ES-VDE 2170 PZ
VDE SCREWDRIVER SET
1000 V
in 1/3 ES tool module



Contents	kg	Code	No.
VDE 2170 4 5,5 6,5 8 **VDE 2160 PZ 1 2**	0.846	1733095	1500 ES-VDE 2170 PZ

Description	kg	Code	No.
ES tool module empty	0.140	2823829	1500 E-2133 L

1500 ES-145
PLIERS SET
in 1/3 ES tool module



Contents	kg	Code	No.
142 10 JC **8250-180 JC** **8132-160 JC** **8316-160 JC**	1.400	6614650	1500 ES-145

Description	kg	Code	No.
ES tool module empty	0.140	5620840	1500 E-145 L

1500 ES-VDE 145
VDE PLIERS SET
in 1/3 ES tool module

1000 V



Contents	kg	Code	No.
142 10 C **VDE 8250-180 H VDE 8132-160 H VDE 8314-160 H**	1.320	1733079	1500 ES-VDE 145

Description	kg	Code	No.
ES tool module empty	0.140	5620840	1500 E-145 L

1500 ES-8000
CIRCLIP PLIERS
in 1/3 ES tool module



Contents	kg	Code	No.
8000 A 1 8000 A 2 8000 A 21 **8000 J 1 8000 J 2 8000 J 21**	1.136	1402196	1500 ES-8000

Description	kg	Code	No.
ES tool module empty	0.150	1446479	1500 E-8000 L

1500 ES-137
GRIP WRENCH SET
in 1/3 ES tool module



Contents	kg	Code	No.
137 7 137 10 **137 KR-7** **138 Y**	1.970	2188198	1500 ES-137

Description	kg	Code	No.
ES tool module empty	0.140	2188139	1500 E-137 L

1500 ES-350
CHISEL SET
in 1/3 ES tool module



Contents	kg	Code	No.
97-250 98-125 99 12-5 100-12 **119-1,5 3 4** **600 H-300**	1.818	6613760	1500 ES-350

Description	kg	Code	No.
ES tool module empty	0.140	5620680	1500 E-350 L

1500 ES-711
PRECISION MECHANICS
in 1/3 ES tool module



Contents	kg	Code	No.
140 **4534-5** **708 711 720 745**	0.972	1402218	1500 ES-711

Description	kg	Code	No.
ES tool module empty	0.150	1402692	1500 E-711 L

1500 ES-1.07
PULLER SET
in 1/3 ES tool module

› **Contents:** 1 cross-beam each 2- and 3-arm pattern (clamping reach 90 mm), 1 spindle, and 3 slim quick-release pulling legs (clamping depth 100 mm)



Contents	kg	Code	No.
1x 106/103 1x 107/103 **1x 1.1406140** **3x 106/S100-E**	1.980	1933213	1500 ES-1.07

Description	kg	Code	No.
ES tool module empty	0.200	1933248	1500 E-1.07 L

1500 E-N L
TOOL MODULE EMPTY

› Impact resistant ABS, black grained
› Dimensions: W 157.5 x D 310 mm (1/3 module)





W	D	H	kg	Code	No.
158	310	42	0.250	5622540	1500 E-N L

1500 E-S L
TOOL MODULE EMPTY

› With compartments for small parts
› Impact resistant ABS, black grained
› Dimensions:
W 157.5 x D 310 mm
(1/3 module)





W	D	H	kg	Code	No.
158	310	42	0.150	1879227	1500 E-S L

1500 ED-30
DISTANCE MODULE EMPTY

› For fixing modules 1500 ES in drawer sizes W 480 x D 350 mm
› Impact resistant ABS, black grained
› Dimensions: W 157 x D 30 x H 42 mm



W	D	H	kg	Code	No.
157	30	42	0.030	5626370	1500 ED-30

1500 ED-70
DISTANCE MODULE WITH SMALL BOXES

› For fixing modules 1500 ES in drawer sizes W 480 x L 400 mm of tool trolley 2004 and workbenches 1502, 1504, 1505 and 1506 XL
› Module in sheet steel containing four practical transparent plastic boxes for small parts, lid easily removable, execution L without boxes
› Dimensions: W 475 x D 77 x H 40 mm





W	D	H	kg	Code	No.
475	77	40	0.900	6627120	1500 ED-70
475	77	40	0.750	5627930	1500 ED-70 L

1500 ED-70 K
DISTANCE MODULE EMPTY

› For fixing modules 1500 ES in drawers with depth 400 mm of tool trolley 2004 and workbenches 1502, 1504, 1505 and 1506 XL
› Impact resistant ABS, black grained
› Dimensions: W 475 x D 77 x H 40 mm







W	D	H	kg	Code	No.
475	77	40	0.120	1618687	1500 ED-70 K

1500 ED-70 S
DISTANCE MODULE 1/3 EMPTY

› For tool trolley workster and 2005, workbench 1504 XL and tool chest 2430, suitable as distance piece for module 1/3
› Module in sheet steel
› Dimensions: W 152 x D 77 x H 40 mm





W	D	H	kg	Code	No.
152	77	40	0.150	1851462	1500 ED-70 S

1500 ED-70 XL
DISTANCE MODULE EMPTY

› Suitable to take torque wrenches and other long hand tools or small pieces
› For tool trolley workster and 2005, workbench 1504 XL and tool chest 2430
› Module in sheet steel
› Dimensions: W 625 x D 77 x H 40 mm





W	D	H	kg	Code	No.
625	77	40	0.854	1803069	1500 ED-70 XL

1500 ED-85
DISTANCE MODULE EMPTY

- Module in sheet steel
- Dimensions: W 538 x D 85 x H 40 mm



W	D	H	kg	Code	No.
538	85	40	0.845	1972588	1500 ED-85

1500 ED-150 K
DISTANCE MODULE EMPTY

- Suitable to take torque wrenches and other long hand tools or small pieces
- Impact resistant ABS, black grained
- Dimensions: W 480 x D 150 x H 42 mm



W	D	H	kg	Code	No.
480	150	42	0.150	1879243	1500 ED-150 K

CT Tool Modules

1500 CT2-1 B
COMBINATION SPANNER SET
in 2/3 CT tool module



Contents	kg	Code	No.
1 B 6 7 8 9 10 11 12 13 14 15 16 17 18 19 20 21 22 **PH 42-88 (2 2,5 3 4 5 6 8 10)**	2.385	2308819	1500 CT2-1 B

Description	kg	Code	No.
CT module empty	0.070	2322277	EI-1500 CT2-1B L

1500 CT1-2
RING SPANNER SET
in 1/3 CT tool module



Contents	kg	Code	No.
2 6x7 8x9 10x11 12x13 14x15 16x17 18x19 20x22	1.360	2308827	1500 CT1-2

Description	kg	Code	No.
CT module empty	0.050	2322285	EI-1500 CT1-2 L

1500 CT1-2 B
RING SPANNER SET, SHORT PATTERN
in 1/3 CT tool module



Contents	kg	Code	No.
2 B 6x7 8x9 10x11 12x13 14x15 17x19	0.376	2308843	1500 CT1-2 B

Description	kg	Code	No.
CT module empty	0.050	2322293	EI-1500 CT1-2B L

1500 CT1-400
SET OF OPEN FLARE NUT SPANNERS
in 1/3 CT tool module



Contents	kg	Code	No.
400 8x10 10x11 12x14 13x15 17x19	0.565	2309068	1500 CT1-400

Description	kg	Code	No.
CT module empty	0.050	2324210	EI-1500 CT1-400 L

1500 CT1-6
OPEN ENDED SPANNER SET
in 1/3 CT tool module



Contents	kg	Code	No.
6 6x7 8x9 10x11 12x13 14x15 16x17 18x19 20x22 21x23 24x27	1.440	2308851	1500 CT1-6

Description	kg	Code	No.
CT module empty	0.050	2322307	EI-1500 CT1-6 L

1500 CT2-7
COMBINATION SPANNER SET
in 2/3 CT tool module



Contents	kg	Code	No.
7 6 7 8 9 10 11 12 13 14 15 16 17 18 19 20 21 22 **PH 42-88 (2 2,5 3 4 5 6 8 10)**	1.750	2308878	1500 CT2-7

Description	kg	Code	No.
CT module empty	0.070	2324164	EI-1500 CT2-7 L

1500 CT2-7-32
COMBINATION SPANNER SET
in 2/3 CT tool module



Contents	kg	Code	No.
7 23 24 27 30 32	1.865	2308886	1500 CT2-7-32

Description	kg	Code	No.
CT module empty	0.070	2324172	EI-1500 CT2-7-32 L

1500 CT1-7 R
COMBINATION RATCHET SPANNER SET
in 1/3 CT tool module



Contents	kg	Code	No.
7 R 8 10 12 13 14 15 16 17 18 19	1.240	2308894	1500 CT1-7 R

Description	kg	Code	No.
CT module empty	0.050	2322315	EI-1500 CT1-7R-UR L

1500 CT1-7 UR
COMBINATION RATCHET SPANNER SET
in 1/3 CT tool module



Contents	kg	Code	No.
7 UR 8 10 12 13 14 15 16 17 18 19	1.245	2331969	1500 CT1-7 UR

Description	kg	Code	No.
CT module empty	0.050	2322315	EI-1500 CT1-7R-UR L

1500 CT1-7 RA
COMBINATION RATCHET SPANNER SET
in 1/3 CT tool module



Contents	kg	Code	No.
7 R 8 10 12 13 14 15 16 17 18 19 **7 RA-12,5 -10 -6,3** **7 RB-6,3**	1.270	2327686	1500 CT1-7 RA

Description	kg	Code	No.
CT module empty	0.050	2327708	EI-1500 CT1-7RA-URA L

1500 CT1-7 URA
COMBINATION RATCHET SPANNER SET
in 1/3 CT tool module



Schlüsselknarre R-Serie

Contents	kg	Code	No.
7 UR 8 10 12 13 14 15 16 17 18 19 **7 RA-12,5 -10 -6,3** **7 RB-6,3**	1.280	2327678	1500 CT1-7 URA

Description	kg	Code	No.
CT module empty	0.050	2327708	EI-1500 CT1-7RA-URA L

1500 CT1-34
SWIVEL HEAD WRENCH SET
in 1/3 CT tool module



Contents	kg	Code	No.
34 8x9 10x11 12x13 14x15 16x17	1.035	2308991	1500 CT1-34

Description	kg	Code	No.
CT module empty	0.050	2322404	EI-1500 CT1-34 L

1500 CT1-534
SET COMBINATION SWIVEL HEAD WRENCHES
in 1/3 CT tool module



Contents	kg	Code	No.
534 10 11 13 14 15 17 19 **26 RS 1 2**	1.405	2309076	1500 CT1-534

Description	kg	Code	No.
CT module empty	0.050	2322455	EI-1500 CT1-534 L

1500 CT1-2133
SOCKET WRENCH SET
in 1/3 CT tool module



Contents	kg	Code	No.
2133 5,5 6 7 8 9 10	0.820	2309122	1500 CT1-2133

Description	kg	Code	No.
CT module empty	0.050	2322501	EI-1500 CT1-2133 L

1500 CT1-20
SOCKET SET 1/4"
in 1/3 CT tool module

6,3
1/4"



Contents	kg	Code	No.
20 4 5 5,5 6 7 8 9 10 11 12 13 14 **IN 20 3 4 5 6 8** **ITX 20 T8 T9 T10 T15 T20 T25 T27 T30 T40** **TX 20 E4 E5 E6 E7 E8 E10** **2087 2090-4 2095 2098** **2093 U-10**	0.845	2308967	1500 CT1-20

Description	kg	Code	No.
CT module empty	0.050	2322374	EI-1500 CT1-20 L

1500 CTD-20 BIT
TOOL MODULE 1/4"
with assortment

6,3
1/4"
6,3
1/4"

› Only suitable for tool trolley 2004, and workbenches 1502, 1504, 1505 and 1506 XL
› For models 2005, workster, 2430 and 1504 XL with distance module 1500 ED-70 S
› Dimensions: W 475 x D 77 x H 40 mm



Contents	kg	Code	No.
20 L 4 4,5 5 6 7 8 9 10 12 13 **680 4 5,5 6,5 8** **685 2,5 3 4 5 6** **685 X 5 6 8** **687 TX T6 T7 T8 T9 T10 T15 T20 T25 T27 T30 T40** **690 1 2 3** **690 PZD 1 2 3** **649 673 6,3 699 620 676 639**	0.700	1733419	1500 CTD-20 BIT

1500 CT1-30
SOCKET SET 3/8"
in 1/3 CT tool module

10
3/8"



Contents	kg	Code	No.
30 6 7 8 9 10 11 12 13 14 15 16 17 18 19 **IN 30 4 5 6 8 10** **3095 3087 3090-5 -10** **3093 U-10**	1.670	2308975	1500 CT1-30

Description	kg	Code	No.
CT module empty	0.050	2322382	EI-1500 CT1-30 L

1500 CT1-ITX 30
SCREWDRIVER BIT SOCKET SET 3/8"
in 1/3 CT tool module

10
3/8"



Contents	kg	Code	No.
IN 30 L 4 5 6 7 8 10 **ITX 30 T20 T25 T27 T30 T40 T45 T50** **ITX 30 L T20 T25 T27 T30 T40 T45 T50** **TX 30 E5 E6 E7 E8 E10 E11 E12 E14** **IS 30 5,5 6,5 8 10 12** **IKS 30 1 2 3** **IKS 30 PZD 1 2 3**	2.175	2308983	1500 CT1-ITX 30

Description	kg	Code	No.
CT module empty	0.050	2322390	EI-1500 CT1-ITX30 L

1500 CT1-19
SOCKET SET 1/2", HEXAGON
in 1/3 CT tool module

12,5
1/2"



Contents	kg	Code	No.
19 10 11 12 13 14 15 16 17 18 19 21 22 23 24 26 27 28 30 32 **IN 19 6 7 8 9 10 12 14**	2.790	2308908	1500 CT1-19

Description	kg	Code	No.
CT module empty	0.047	2322323	EI-1500 CT1-19 L

1500 CT1-D 19
SOCKET SET 1/2", UD PROFILE
in 1/3 CT tool module

12,5
1/2"



Contents	kg	Code	No.
D 19 10 11 12 13 14 15 16 17 18 19 21 22 23 24 26 27 28 30 32 **IN 19 6 7 8 9 10 12 14**	2.680	2308916	1500 CT1-D 19

Description	kg	Code	No.
CT module empty	0.047	2322323	EI-1500 CT1-19 L

1500 CT1-19 IS
SOCKET SET 1/2"
in 1/3 CT tool module



Contents	kg	Code	No.
19 10 11 12 13 14 15 16 17 18 19 21 22 23 24 26 27 28 30 32 **IS 19 10x1,6 12x2** **IKS 19 2 3 4** **INX 19 8 10**	2.765	2308924	1500 CT1-19 IS

Description	kg	Code	No.
CT module empty	0.050	2322331	EI-1500 CT1-19IS L

1500 CT1-IN 19 LKM
SCREWDRIVER BIT SOCKET SET 1/2"
in 1/3 CT tool module



Contents	kg	Code	No.
IN 19 5 6 7 8 9 10 12 14 17 **IN 19 L 5-90 6-90 8-90 10-140 12-140 14-140**	1.900	2308932	1500 CT1-IN 19 LKM

Description	kg	Code	No.
CT module empty	0.050	2957647	EI-1500 CT1-IN 19 LKM

1500 CT1-INX 19 LK
SCREWDRIVER BIT SOCKET SET 1/2"
in 1/3 CT tool module



Contents	kg	Code	No.
INX 19 8 10 12 14 16 18 **INX 19 L 6-100 8-100 10-100 12-100 14-100**	1.044	2957957	1500 CT1-INX 19 LK

Description	kg	Code	No.
CT module empty	0.050	2957949	EI-1500 CT1-INX 19 LK

1500 CT1-ITX 19 LKP
SCREWDRIVER BIT SOCKET SET 1/2"
in 1/3 CT tool module



Contents	kg	Code	No.
ITX 19 T20 T25 T27 T30 T40 T45 T50 T55 T60 **ITX 19 L T20-100 T25-100 T27-100 T30-100 T40-100 T45-100 T50-100 T55-100 T60-100** **708**	1.915	2308940	1500 CT1-ITX 19 LKP

Description	kg	Code	No.
CT module empty	0.050	2322366	EI-1500 CT1-ITX19LKP L

1500 CT1-1993 U-20
ACCESSORIES FOR SOCKET WRENCHES 1/2"
in 1/3 CT tool module



Contents	kg	Code	No.
1993 U-20 **1987 1995** **1990-5 -10**	1.700	2309114	1500 CT1-1993 U-20

Description	kg	Code	No.
CT module empty	0.050	2322498	EI-1500 CT1-1993 L

1500 CT1-1993 T
ACCESSORIES FOR SOCKET WRENCHES 1/2"
in 1/3 CT tool module



Contents	kg	Code	No.
1993 U-10 T **1987 1995** **1990-5 -10**	1.765	2309106	1500 CT1-1993 T

Description	kg	Code	No.
CT module empty	0.050	2322498	EI-1500 CT1-1993 L

1500 CT1-K 1900
IMPACT DRIVER SET
in 1/3 CT tool module



Contents	kg	Code	No.
K 19 10 13 14 17 19	2.645	2309092	1500 CT1-K 1900
K 19 LS 17 19 21 22			
880 7 8 9 12			
885 5 6 8 10			
890 1 2 3 4			
KB 819 K 1900			

Description	kg	Code	No.
CT module empty	0.050	2322471	EI-1500 CT1-K1900 L

12,5
1/2"
8
5/16"

1500 CT2-DT 2142
HEXAGON SOCKET KEY SET
in 2/3 CT tool module



Contents	kg	Code	No.
DT 2142 2 2,5 3 4 5 6 7 8 10	0.900	2309009	1500 CT2-DT 2142

Description	kg	Code	No.
CT module empty	0.070	2322412	EI-1500 CT2-DT2142

1500 CT1-2150 PH
SCREWDIVER SET
in 1/3 CT tool module



Contents	kg	Code	No.
2150 4 5,5 6,5 8	0.630	2309130	1500 CT1-2150 PH
2160 PH 1 2			

Description	kg	Code	No.
CT module empty	0.050	2322528	EI-1500 CT1-2150 L

1500 CT1-2150 PZ
SCREWDIVER SET
in 1/3 CT tool module



Contents	kg	Code	No.
2150 4 5,5 6,5 8	0.630	2309149	1500 CT1-2150 PZ
2160 PZ 1 2			

Description	kg	Code	No.
CT module empty	0.050	2322528	EI-1500 CT1-2150 L

1500 CT1-2163 TX
SCREWDIVER SET
in 1/3 CT tool module



Contents	kg	Code	No.
2163 TX T8 T10 T15 T20 T25 T30	0.400	2309157	1500 CT1-2163 TX

Description	kg	Code	No.
CT module empty	0.050	2322544	EI-1500 CT1-2163TX L

1500 CT1-2163 TXB
SCREWDIVER SET
in 1/3 CT tool module



Contents	kg	Code	No.
2163 TXB T10 T15 T20 T25 T30 T40	0.500	2309165	1500 CT1-2163 TXB

Description	kg	Code	No.
CT module empty	0.050	2324237	EI-1500 CT1-2163TXB L

1500 CT1-VDE 2170 PZ
VDE SCREWDRIVER SET
in 1/3 CT tool module

1000 V



Contents	kg	Code	No.
VDE 2170 4 5,5 6,5 8 **VDE 2160 PZ 1 2**	0.625	2309173	1500 CT1-VDE 2170 PZ

Description	kg	Code	No.
CT module empty	0.050	2322552	EI-1500 CT1-VDE2170PZ L

1500 CT1-142
PLIERS SET
in 1/3 CT tool module



Contents	kg	Code	No.
142 10 JC **8250-180 JC 8132-160 JC 8316-160 JC**	1.220	2309025	1500 CT1-142

Description	kg	Code	No.
CT module empty	0.050	2322420	EI-1500 CT1-142 L

1500 CT1-VDE 142
VDE PLIERS SET
in 1/3 CT tool module

1000 V



Contents	kg	Code	No.
142 10 C **VDE 8250-180 H VDE 8132-160 H VDE 8314-160 H**	1.160	2309033	1500 CT1-VDE 142

Description	kg	Code	No.
CT module empty	0.050	2322439	EI-1500 CT1-VDE142 L

1500 CT1-8000
CIRCLIP PLIERS
in 1/3 CT tool module



Contents	kg	Code	No.
8000 A 1 8000 A 2 8000 A 21 **8000 J 1 8000 J 2 8000 J 21**	1.010	2309181	1500 CT1-8000

Description	kg	Code	No.
CT module empty	0.050	2322560	EI-1500 CT1-8000 L

1500 CT1-350
CHISEL SET
in 1/3 CT tool module



Contents	kg	Code	No.
97-250 98-125 99 12-5 **100-12** **119-1,5 3 4** **600 H-300**	1.425	2309041	1500 CT1-350

Description	kg	Code	No.
CT module empty	0.050	2322447	EI-1500 CT1-350 L

1500 CT1-711
PRECISION MECHANICS
in 1/3 CT tool module



Contents	kg	Code	No.
140 **4534-5** **708** **711 720 745**	0.930	2309084	1500 CT1-711

Description	kg	Code	No.
CT module empty	0.050	2322463	EI-1500 CT1-711 L

CT MODULES 2005 CT FOR XL VOLUME DRAWERS

IN 3 SIZES:



› CT4 = 1/1 drawer 2005, workster (633 x 390 x 35 mm)
› CT4 suitable for 2005, workster, 1504 XL, 2430



› CT2 = 1/2 drawer 2005, workster (316.5 x 390 x 35 mm)
› CT2 suitable for 1506 XL, 1504 and 2004



› CT3 = 3/4 drawer 2005, workster (472.5 x 390 x 50 mm)
› CT3 suitable for B 1500, 1502, 1505, 1504, 1504 XL, 1506, 2004, 2005, workster

2005 CT4-U-20
SOCKET SET 1/4"-3/8"-1/2"
in 4/4 CT tool module

6,3 · 1/4" · 10 · 3/8" · 12,5 · 1/2"

› Dimensions: 633 x 390 x 35 mm



Contents		Code	No.
20 5,5 6 7 8 9 10 11 12 13 14 **2093 U-20** **2093 U-3 T** **2090-4 -6** **2095** **D 30 8 9 10 11 12 13 14 15 16 17 18 19 21 22** **IN 30 L 4 5 6 7 8 10** **ITX 30 L T20 T25 T27 T30 T40 T45 T50** **TX 30 E5 E6 E7 E8 E10 E11 E12 E14** **IKS 30 1 2 3** **IKS 30 PZD 1 2 3** **IS 30 5,5 6,5 8 10 12** **52 53 56**	**3093 U-20** **3090 A-5 -10** **3095** **D 19 10 11 12 13 14 15 16 17 18 19 21 22 23 24 27 30 32** **1993 U-20** **1990-5 -10** **1930** **1995** **1996**	7.4	2016257	2005 CT4-U-20

2005 CT2-D 19
SOCKET SET 1/2"
in 2/4 CT tool module

12,5 · 1/2"

› Dimensions: 316.5 x 390 x 35 mm



Contents		Code	No.
D 19 10 11 12 13 14 15 16 17 18 19 20 21 22 23 24 25 26 27 28 29 30 32 34 36 **1990-5 -10** **1993 U-20** **1995** **1996**	4.4	2016494	2005 CT2-D 19

2005 CT2-D 30
SOCKET SET 3/8"
in 2/4 CT tool module

10
3/8"

› Dimensions:
316.5 x 390 x 35 mm



Contents		kg	Code	No.
D 30 10 11 12 13 14 15 16 17 18 19 20 21 22 D 30 1/4 5/16 3/8 13/32 7/16 1/2 9/16 19/32 5/8 11/16 3/4 13/16 25/32 7/8 15/16 1"	D 30 L 10 13 17 19 22 52 53 56 3090-3 -5 -10 3093 U-20 3095 3096	3.4	2016486	2005 CT2-D 30

2005 CT2-D 20
SOCKET SET 1/4"
in 2/4 CT tool module

6,3
1/4"
6,3
1/4"

› Dimensions:
316.5 x 390 x 35 mm



Contents		kg	Code	No.
D 20 4 4,5 5 5,5 6 7 8 9 10 11 12 13 D 20 3/16 7/32 1/4 9/32 5/16 11/32 13/32 3/8 7/16 1/2 9/16" 20 L 4 4,5 5 5,5 6 7 8 9 10 11 12 13 2093 U-20 2093 U-3 T 2093 HR-94 2090-2 -4 -6 -12	2095 2097 2098 T 620 639 680 4 6,5 685 3 4 5 6 685 X 5 6 8 690 1 2 690 PZD 1 2 3 687 TX T8 T9 T10 T15 T20 T25 T27 T30 T40	1.6	2016478	2005 CT2-D 20

2005 CT3-32
SOCKET SET 3/4"
in 3/4 CT tool module

20
3/4"

› Dimensions: 472.5 x 390 x 50 mm
› Suitable for:
all drawers of models B 1500, 1502, 1505
only drawers with height 137 and 207 mm
of models 1504, 1504 XL, 1506, 2004, 2005, workster



Contents	kg	Code	No.
32 22 24 27 30 32 36 38 41 46 50 3290-8 -16 3293 U-2 3287	9.0	2752727	2005 CT3-32

2005 CT4-2-7
COMBINATION SPANNER SET
in 4/4 CT tool module

› Dimensions: 633 x 390 x 35 mm



Contents	kg	Code	No.
2 6x7 8x9 10x11 12x13 14x15 16x17 18x19 20x22 21x23 24x27 7 6 7 8 9 10 11 12 13 14 15 16 17 18 19 21 22 24 27 7 R 10 11 12 13 14 15 16 17 18 19 22	5.8	2016265	2005 CT4-2-7

2005 CT4-7 XL
COMBINATION SPANNER SET
in 4/4 CT tool module

› Dimensions: 633 x 390 x 35 mm



Contents	kg	Code	No.
7 XL 10 11 12 13 14 15 16 17 18 19 21 22 24 27 30 32 36 41	8.2	2704226	2005 CT4-7 XL

2005 CT2-25PK
DOUBLE ENDED SOCKET WRENCH SET
in 2/4 CT tool module

› Dimensions:
316.5 x 390 x 35 mm



Contents	kg	Code	No.
25 PK 8 10 11 12 13 14 15 16 17 18 19	2.548	2841851	2005 CT2-25PK

2005 CT2-2160
SCREWDRIVER SET
in 2/4 CT tool module

› Dimensions:
316.5 x 390 x 35 mm



Contents		kg	Code	No.
2160 PH 1 2 3	**2161 PH 1**	1.2	2016311	2005 CT2-2160
2160 PZ 1 2 3	**2161 PZ 1**			
2150 3,5 5,5 8	**173 4 8**			
2153 4	**174 1**			

2005 CT4-8000
TOOL SET
in 4/4 CT tool module

› Dimensions:
633 x 390 x 35 mm



Contents		kg	Code	No.
600 H-300 -500	**8316-160 JC**	4.0	2016303	2005 CT4-8000
248 ST-40	**8250-180 JC**			
142 10 JC	**8000 A 1 A 2 A 21**			
8132-160 JC	**8000 J 1 J 2 J 21**			

E-2005 CT
LENGTHWISE DIVIDER
without slots

› To fix the modules 2005 CT2

H	kg	Code	No.
40	0.248	2104601	E-2005 CT H-40

2005 CT2-119
TOOL SET
in 2/4 CT tool module

› Dimensions:
316.5 x 390 x 35 mm



Contents			kg	Code	No.
95-200	**132-150**		2.4	2016338	2005 CT2-119
99 12-3 12-5 12-6 12-8	**133-150 133 D-150**				
100-12	**702 20 M**				
119-3 -4 -5 -6 -8 -84 -86 -175	**706 711 4612**				

2005 CT4-2160-119
TOOL SET
in 4/4 CT tool module

› Dimensions:
633 x 390 x 35 mm



Contents		kg	Code	No.
2160 PH 1 2 3	**95-200**	3.6	2016435	2005 CT4-2160-119
2160 PZ 1 2 3	**99 12-3 12-5 12-6 12-8**			
2150 3,5 5,5 8	**100-12**			
2153 4	**119-3 -4 -5 -6 -8 -84 -86 -175**			
2161 PH 1	**132-150 133-150 133 D-150**			
2161 PZ 1	**702 20 M**			
173 4 8	**706 711 4612**			
174 1				

2005 CT2-TX 30
SOCKET SET 3/8"
in 2/4 CT tool module

› Dimensions:
316.5 x 390 x 35 mm



Contents	kg	Code	No.
IN 30 4 5 6 7 8 10	3.0	2016508	2005 CT2-TX 30
IN 30 L 4-95 5-95 6-95 7-95 8-95 10-95			
IN 30 LK 4 5 6 8 10			
ITX 30 T20 T25 T27 T30 T40 T45 T50			
ITX 30 L T20 T25 T27 T30 T40 T45 T50			
ITX 30 B T20 T25 T27 T30 T40 T45 T50			
TX 30 E5 E6 E7 E8 E10 E11 E12 E14			
INX 30 5 6 8			
INX 30 L 6 8 10			

2005 CT2-D 19L
SOCKET SET 1/2"

in 2/4 CT tool module

12,5
1/2"

› Dimensions:
316.5 x 390 x 35 mm



Contents		kg	Code	No.
D 19 L 10 12 13 14 15 16 17 18 19 21 22 24 27 30 32 34	**INX 19 12 14**	2.0	2016516	2005 CT2-D 19L
IN 19 10 12 14 17 19	**INX 19 L 12-100 14-100**			
IN 19 L 12-140 14-140	**ITX 19 T55 T60**			
IN 19 LK 10-140 12-140	**ITX 19 L T55-100 T60-100**			
	ITX 19 B T50 T55 T60			
	TX 19 E16 E18 E20 E24			

2005 CT2-INR
SCREWDRIVER BIT SOCKET SET 1/2"

in 2/4 CT tool module

12,5
1/2"

› Dimensions:
316.5 x 390 x 35 mm



Contents	kg	Code	No.
ITX 19 B T20 T25 T27 T30 T40 T45 T50 T55 T60	3.6	2016281	2005 CT2-INR
INX 19 L 6-100 8-100 10-100 12-100 14-100			
INR 19 L M5-100 M6-100 M6-188 M8-100 M8-188 M10-100 M10-188 M12-100 M12-188 M14-100			
H 42 KEL-88 (2 2,5 3 4 5 6 8 10)			
H 43 TX-09 (T7 T8 T9 T10 T15 T20 T25 T30 T40)			

2005 CT2-2142 TX
SCREWDRIVER SET

in 2/4 CT tool module

› Dimensions:
316.5 x 390 x 35 mm



Contents	kg	Code	No.
2142 TX T15 T20 T25 T27 T30 T40	0.4	2016559	2005 CT2-2142 TX

2005 CT2-DT 2142
HEXAGON ALLEN KEY SET

in 2/4 CT tool module

› Dimensions:
316.5 x 390 x 35 mm



Contents	kg	Code	No.
DT 2142 2 2,5 3 4 5 6 7 8 10 **H 42 KEL-88 (2 2,5 3 4 5 6 8 10)**	0.8	2016540	2005 CT2-DT 2142

2005 CT2-2143 KTX
HEXAGON ALLEN KEY SET

in 2/4 CT tool module

› Dimensions:
316.5 x 390 x 35 mm



Contents	kg	Code	No.
DT 2143 KTX T10 T15 T20 T25 T27 T30 T40	0.6	2016567	2005 CT2-2143 KTX

2005 CT2-2133 T
NUT DRIVER SET

in 2/4 CT tool module

› Dimensions:
316.5 x 390 x 35 mm



Contents	kg	Code	No.
2133 T 7 8 9 10 11 12 13	1.2	2016532	2005 CT2-2133 T



SPANNERS

RATCHET SPANNERS
›123



COMBINATION SPANNERS
›125



DOUBLE ENDED
RING SPANNERS
›129



OPEN ENDED SPANNERS
›134



DEEP RING SPANNERS
›141



SLOGGING SPANNERS
›142



CROWFOOT SPANNERS
›144



SWIVEL HEAD WRENCHES
›145



SOCKET WRENCHES
›146



MULTI FITTING KEYS
›150



HOOK SPANNERS
›150



ACCESSORIES
›151



SPANNERS
OVERVIEW

Durable and for high loadings

- For heavy continuous use and safety in everyday work
- High torque - GEDORE quality spanners do not fracture or splinter when overloaded, but deform under incorrect use, therefore posing a lower risk of injury to the user
- Comfortable to hold due to ergonomic profiles without sharp edges
- Secure grip even with oily hands
- Non-glare look thanks to matt chrome-plating

iSIZE iCOAT iMOD

A well-functioning extended range

- Extremely large selection in standardised and non-standardised, metric (mm), imperial (AF) and Whitworth (W) sizes
- Top-grade industrial quality for the hardest of continuous use
- Available individually or in practical sets or modules
- Customised manufacturing, designs and types on request

Everything safely under control

- Use of the very best raw materials, state-of-the-art machinery and environmentally-friendly production processes
- Tools without chrome VI have been a given thing for several years
- Our tool experts guarantee precision-like processing and permanent development
- Unique manufacturing processes and special tool treatment for optimum results
- Stringent quality checks after each production step ensure a constantly high level
- Professional service through to development of special customised tools

iFORGE

Precision, correct measurements and perfect fit

- The most important requirements a safe working environment
- Complete transmission of available torque
- Long life of nut and bolt
- Profiles easy on the bolt heads (UD, jaw, hexagon)
- Minimum production tolerances ensure that spanners fit perfectly on bolts



TOLERANCES ›120



UNIT-DRIVE PROFIL ›121

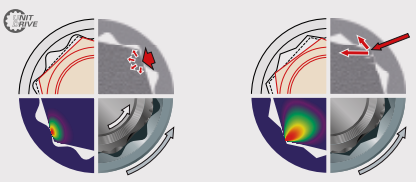

SPANNER
MATRIX

Why matt chrome-plated?

- Non-glare look
- Non-slip surface for a firm grip even when hands are dirty
- Double protection against corrosion. A nickel layer is applied before chrome-plating. Nickel and chrome: these two layers combine to form optimum protection against corrosion.
- Chrome chips are practically unheard of on matt chrome-plated tools
- The matt chrome-plated GEDORE finish retains its elegant look for decades

Type / Series	Special			mm	"AF	Whitw.
Combination spanner set				**3 ▶ 80 mm**	**1/16" AF ▶ 2.7/16" AF**	**1/8 W ▶ 3/4 W**
No. 1 B		matt chrome-plated		5 - 80 mm	1/4" AF - 2.7/16" AF	1/8 W - 3/4 W
No. 7		matt chrome-plated		3 -36 mm	3/16" AF - 1" AF	-
No. 7 XL		matt chrome-plated		7 - 46 mm	-	-
No. 7 R	Schlüsselknarre	matt chrome-plated		8 - 36 mm	-	-
No. 7 UR	Schlüsselknarre	matt chrome-plated		8 - 24 mm	-	-
Open ended spanner				**4 ▶ 135 mm**	**1/4" AF ▶ 1.1/2" AF**	
No. 6		matt chrome-plated		4 x 4,5 - 55 x 60 mm	1/4 x 5/16" AF - 1.3/8" x 1.1/2" AF	-
No. 8		matt chrome-plated		4 - 14 mm	-	-
No. 60 CP		matt chrome-plated		0 - 36 mm	-	-
No. 60 P				0 - 36 mm	-	-
No. 62 P				0 - 63 mm	-	-
No. 60 S				0 - 36 mm	-	-
No. 894		manganese-phosphated		6 - 135 mm	1/4" AF - 1.1/8" AF	-
No. 895		manganese-phosphated		6 x 7 - 75 x 80 mm	-	-
Ring spanner				**5,5 ▶ 90 mm**	**1/4" AF ▶ 1" AF**	
No. 2		matt chrome-plated		5,5 x 7 - 55x 60 mm	-	-
No. 2 B		matt chrome-plated		6 x 7 - 17 x 19 mm	-	-
No. TX 4		matt chrome-plated		E6 x E8 - E20 x E24	-	-
No. 4		matt chrome-plated		6 x 7 - 46 x 50 mm	-	-
No. 4 R	Schlüsselknarre	matt chrome-plated		8 x 9 - 18 x 19 mm	1/4 x 5/16" AF - 1/2 x 9/16" AF	-
No. 400		matt chrome-plated		8 x 10 - 46 x 50 mm	5/16 x 3/8" AF - 7/8 x 1" AF	-
No. 304		matt chrome-plated offset		11 x 13 - 19 x 22mm	7/16 x 1/2" AF - 3/4 x 7/8" AF	-
Slogging spanner				**22 ▶ 135 mm**	**1" AF ▶ 3" AF**	
No. 133		shotblast finish		27 -130 mm	-	-
No. 306		shotblast finish		22 - 135 mm	1" AF - 3" AF	-
No. 306 G		shotblast finish		27 - 95 mm	-	-
Deep ring spanner				**24 ▶ 95 mm**		
No. 308		shotblast finish		32 - 65 mm	-	-
No. 2 A		matt chrome-plated		24 - 95 mm	-	-

THE KEY TO SUCCESS

Hi-tech for the perfect size

Tolerances achieved by GEDORE



Tolerances permitted by DIN standards

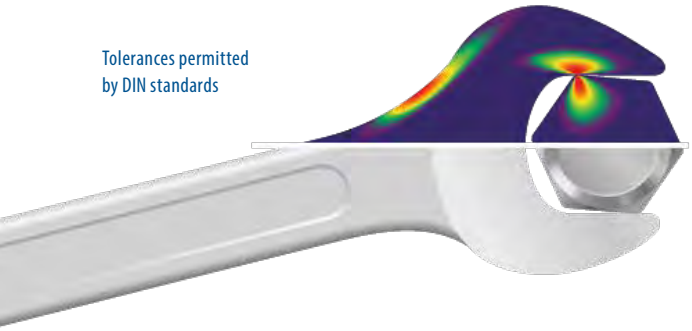

Your Advantage - Your PLUS in safety

- Precision dimensions ensure secure nut and bolt grip
- Long life of nut and bolt
- Complete transmission of available torque
- Top quality for better safety

Open-ended spanners have been made since the dawn of technology. But the continued use of traditional tools does not mean that they are still manufactured by conventional production processes. Tried and tested production stages are subject to continuous development by our workforce. Where modern technology can improve the quality, it is used. GEDORE grinds the spanner jaws to the exact rated size, using a high-tech grinding machine. Perfect fit is the most important requirement for non-damaging and safe work.

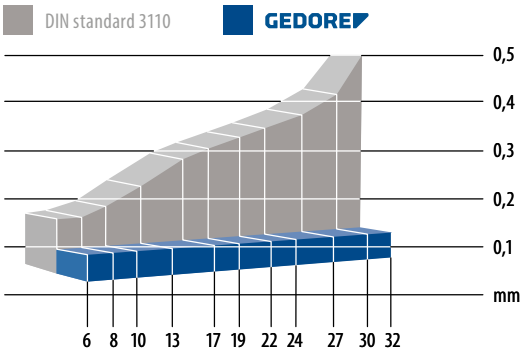

THE PRODUCTION OF A SPANNER

From the tool blank to the final product. Quality comes with existence - Step by Step.



1. High-Quality Steel 31CrV3
Highly-efficient eccentric presses cut the blank for an open-ended spanner from high-quality flat steel.



2. Hot Forging Process
In the pusher furnace, the blank is heated to the exact pre-selected temperature and enters the forge while still red hot. The steel is given its form under the multiton blows of a drop hammer.



3. Thermally Hardened
Using a special thermal treatment, achieves maximum hardness - and a guarantee of long service life.



4. Precisely Ground
The jaws of the spanners are given their exact dimensions only after the hardening process. For this purpose, a high-tech grinding robot has been developed especially for this operation.



5. Carefully Smoothed
Any corners and edges still remaining are smoothed off by vibratory grinding, until the heads and shaft are absolutely free of burrs. The heads are additionally ground.



6. Extensively Treated
The extensive electroplating gives the spanners an effective surface protection and a perfect appearance. During this process, an efficient recycling plant ensures that the environment will not be affected.

GEDORE UNIT DRIVE PROFILE

A perfect fit to protect the bolt

Traditional profile

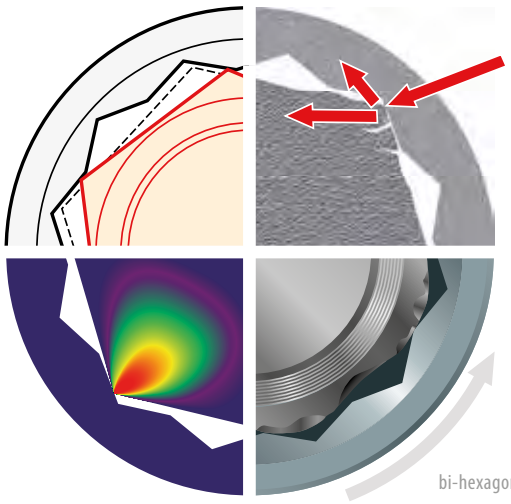

1 The reduced contact surface lessens the force closure. Certain torque transfer is no longer possible and can become a risk.

2 The influence exerted of the sharp edges raises the notching effect on the bolt. The profile is ruined.

3 Since there is no longer any torque transfer, the rounded bolt profiles cannot be unscrewed - the tool keeps on slipping.

4 Pronounced force on the tip of the bolt profile. Concentrated pressure deforms the bolt.

GEDORE UNIT DRIVE Profile

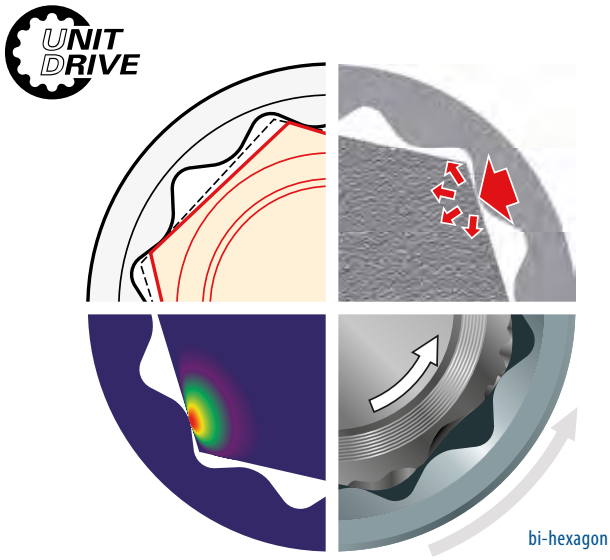

1 A large contact surface provides a secure force closure even for those bolts whose sizes lie outside of the tolerances.

2 Uniform distribution of the force on the bolt flanks. The resulting reduced notching effect stops the bolt from turning round and round.

3 Gentle torque transfer enables even worn bolts to be unscrewed with every certainty - no slipping of the tool at all.

4 Thanks to the optimally distributed force up to 20 % higher torques can be transferred.

The GEDORE UNIT DRIVE profile stops bolts from "turning round and round" by using of a wave form without any tipped or sharp edges.
Enlarged, round contact surfaces of the GEDORE tools ensure that torque is reliably transferred - acting uniformly, as it does, on the bolt.
The resulting minimised notching effect prevents any damage to the bolt profile. This represents added safety since - even with damaged bolts - there is no slipping or turning.

THE REVOLUTION
A PERFECT COLLECTION

All the benefits of the GEDORE U-20 technology, classic No. 6 and the slim, tried-and-tested No. 7 have been combined into these ratchet wrenches 7 R + 7 UR.

The non-glare look with grip (No. 6 + 7)

An extremely assured grip thanks to the surface profile - matt chrome-plated

The spanner surface is designed for both practical application and eye-appeal. The non-glare look comes from matt chrome-plating - the GEDORE surface profile is both kind-on-hands and very useful - a firm grip even with oily hands.

The ratchet (U-20)

Extra flat and sturdy - ideal for tough use and even at hard-to-reach areas

Extremely compact and highly efficient - for quick deployments and also under cramped conditions. The tried-and-tested U-20 ratchet technology incorporated in an extremely flat ring head ensures efficient ratcheting work - For both loosening and fast tightening. The sturdiness of the ratchet wrench is very much down to the number of teeth intentionally selected. The GEDORE pawl geometry optimises the actually large working angle occasioned by a small number of teeth.

The UD profile (No. 7)

Extremely easy on the bolt heads with the force ideally transferred

The wave form of the profile enlarges the spanner grip in every case - even with bolts whose dimensions are outside the tolerance range. Even distribution of pressure permits the maximum force to be applied.



The jaw (No. 6)

Highly dimensionally accurate / extremely precise - for non-damaging and safe working

The exact nominal dimension of the jaw and thus its fitting precision ensure a secure bolt fitting and long service life of both bolt and ratchet wrench - the most important requirement, in fact, for non-damaging and safe working.

The hollow shaft (No. 7)

Highly stable - ideal for transferring maximum forces

The kind-to-hands hollow profile makes for easy and tireless bolting. The GEDORE hollow profile has a geometry similar to that of a double T-girder. This makes it possible for substantial forces - particularly with large spanner sizes (34 and 36 mm) - to be transferred.

Long life cycle

... precise and reliable, environment and maintenance-friendly
The fact that the ratchet spanner can be serviced underpins its sustainability. Even after any instance of incorrect use (e.g. given considerable soiling, overstressing or moisture...) the ratchet wrench can be quickly made operable. Unscrew, slight re-greasing, screw down - and then continue to reliably undo the bolts.



Combination Ratchet Spanners

THE REVOLUTION

- With same size each end
- UD profile
- High torque transfer
- GEDORE vanadium steel 31CrV3
- Non-glare look thanks to matt chrome-plating, locking insert and pawl manganese-phosphated
- Hot forged
- Jaw: ground precisely to exact nominal size for optimum contact areas
- In combination with adaptor no. 7 RA or 7 RB (please order separately) the spanner no. 7 R and 7 UR can be used as a (bit) ratchet

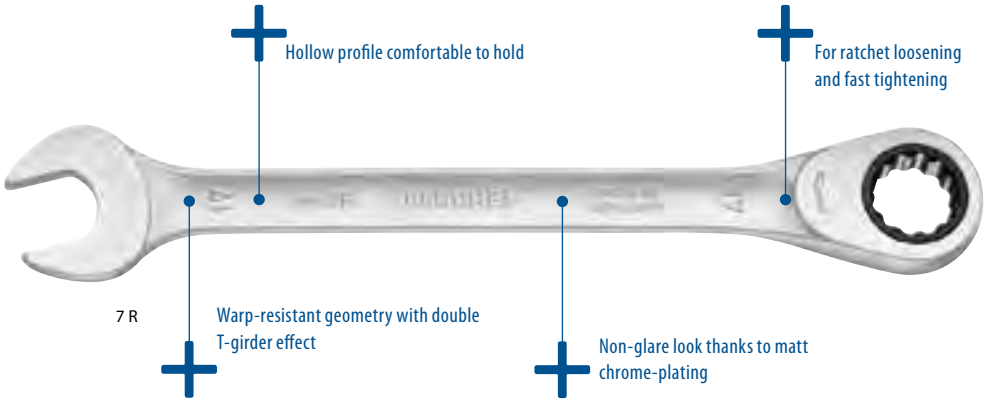

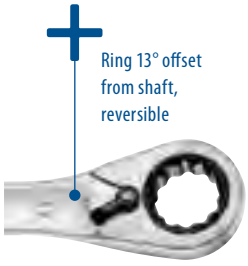

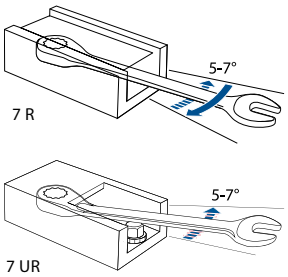

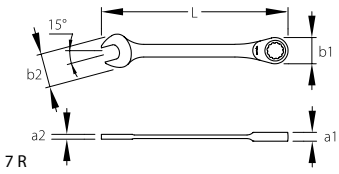

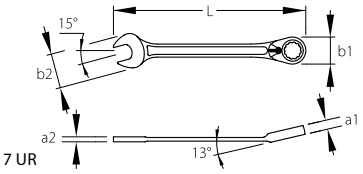

7 R
COMBINATION RATCHET SPANNER

Flat pattern

mm	°	L	a_1	a_2	b_1	b_2	kg	Code	No.
8	7	140	7.0	3.8	17.5	19.8	0.032	2297051	7 R 8
9	7	150	7.3	3.9	19.3	21.5	0.042	2297078	7 R 9
10	7	160	7.7	4.1	21.0	23.0	0.054	2297086	7 R 10
11	7	164	8.1	4.3	22.5	26.0	0.063	2297094	7 R 11
12	7	170	8.6	4.6	23.6	27.5	0.069	2297108	7 R 12
13	7	180	9.0	4.7	25.7	30.0	0.088	2297116	7 R 13
14	7	190	9.4	4.9	28.2	31.8	0.101	2297124	7 R 14
15	7	200	9.8	5.2	29.5	34.0	0.125	2297132	7 R 15
16	6	212	10.2	5.7	31.7	35.0	0.137	2297140	7 R 16
17	6	225	10.6	5.9	33.6	38.0	0.160	2297159	7 R 17

mm	°	L	a_1	a_2	b_1	b_2	kg	Code	No.
18	6	237	11.0	6.1	34.6	40.0	0.197	2297167	7 R 18
19	6	250	11.7	6.4	36.3	42.0	0.202	2297175	7 R 19
21	6	274	12.5	6.9	40.0	45.5	0.262	2219433	7 R 21
22	6	292	13.3	7.1	42.5	48.0	0.319	2297191	7 R 22
24	6	325	14.8	7.9	48.0	52.5	0.520	2297205	7 R 24
27	6	359	16.0	8.3	53.5	59.5	0.590	2297213	7 R 27
30	5	399	17.4	8.8	59.0	63.0	0.780	2297221	7 R 30
32	5	424	17.9	9.3	63.0	67.5	0.920	2297248	7 R 32
34	5	449	18.4	9.7	65.5	72.0	1.010	2219549	7 R 34
36	5	480	18.9	10.2	70.0	75.0	1.208	2219557	7 R 36

7 UR
COMBINATION RATCHET SPANNER

Ring 13° offset from shaft, reversible

mm	°	L	a_1	a_2	b_1	b_2	kg	Code	No.
8	7	140	7.0	3.8	17.5	19.8	0.037	2297256	7 UR 8
9	7	150	7.3	3.9	19.3	21.5	0.043	2297264	7 UR 9
10	7	160	7.7	4.1	21.0	23.0	0.053	2297272	7 UR 10
11	7	164	8.1	4.3	22.5	26.0	0.062	2297280	7 UR 11
12	7	170	8.6	4.6	23.6	27.5	0.069	2297299	7 UR 12
13	7	180	9.0	4.7	25.7	30.0	0.081	2297302	7 UR 13
14	7	190	9.4	4.9	28.2	31.8	0.098	2297310	7 UR 14
15	7	200	9.8	5.2	29.5	34.0	0.120	2297329	7 UR 15

mm	°	L	a_1	a_2	b_1	b_2	kg	Code	No.
16	6	212	10.2	5.7	31.7	35.0	0.153	2297337	7 UR 16
17	6	225	10.6	5.9	33.6	38.0	0.166	2297345	7 UR 17
18	6	237	11.0	6.1	34.6	40.0	0.178	2297353	7 UR 18
19	6	250	11.7	6.4	36.3	42.0	0.218	2297361	7 UR 19
21	6	274	12.5	6.9	40.0	45.5	0.264	2244500	7 UR 21
22	6	292	13.3	7.1	42.5	48.0	0.319	2297388	7 UR 22
24	6	325	14.8	7.9	48.0	52.5	0.449	2297396	7 UR 24

7 R-005
COMBINATION RATCHET SPANNER SET
5 pieces

- Most used sizes combined in a set
- Flat pattern
- UD profile
- High torque transfer
- In plastic case
- Dimensions: 275 x 150 x 42 mm



Contents	kg	Code	No.
mm **7 R 8 10 13 17 19**	0.932	2297434	7 R-005

7 R-012
COMBINATION RATCHET SPANNER SET
12 pieces

- Most used sizes combined in a set
- Flat pattern
- UD profile
- High torque transfer
- In robust sheet-metal case
- Dimensions: 320 x 210 x 55 mm



Contents	kg	Code	No.
mm **7 R 8 9 10 11 12 13 14 15 16 17 18 19**	2.840	2297442	7 R-012

7 UR-005
COMBINATION RATCHET SPANNER SET, REVERSIBLE
5 pieces

- Most used sizes
- Ring 13° offset from shaft, reversible
- UD profile
- High torque transfer
- In plastic case
- Dimensions: 275 x 150 x 42 mm



Contents	kg	Code	No.
mm **7 UR 8 10 13 17 19**	0.930	2327651	7 UR-005

7 UR-012
COMBINATION RATCHET SPANNER SET, REVERSIBLE
12 pieces

- Most used sizes
- Ring 13° offset from shaft, reversible
- UD profile
- High torque transfer
- In robust sheet-metal case
- Dimensions: 320 x 210 x 55 mm



Contents	kg	Code	No.
mm **7 UR 8 9 10 11 12 13 14 15 16 17 18 19**	2.840	2297418	7 UR-012

7 RA
ADAPTOR
for 7 R/7 UR

- The adapter transforms the ring ratchet spanner into a ratchtet
- Wear-resistant and manganese phosphated push-button
- Fast-turning ring for swift release or tightening
- Secure adaptor fit in the ring ratchet thanks to circlip
- Chrome-plated



mm	"	■	H	kg	Code	No.
10	1/4	6.3	18.0	0.011	2320495	7 RA-6,3
13	3/8	10.0	24.0	0.030	2320487	7 RA-10
19	1/2	12.5	32.0	0.070	2320479	7 RA-12,5

7 RB
BIT ADAPTOR
for 7 R/7 UR

- The adaptor transforms the ring ratchet spanner into a bit ratchet
- Secure adaptor fit in the ring ratchet thanks retaining ball
- Manganese-phosphated



⬡ "	⬡	mm	H	kg	Code	No.
1/4	6.3	10	20.5	0.011	2329239	7 RB-6,3
5/16	8.0	10	23.0	0.015	2327643	7 RB-8

Combination Spanners

NO. 1 B – "THE STRONG ALL-ROUNDER"

- Acc. to DIN 3113 Form B, ISO 3318, ISO 7738
- Sizes 5 and 5.5 mm with hexagon ring, up from size 6 mm with UD profile
- GEDORE vanadium steel 31CrV3, chrome-plated
- Carefully forged and professionally machined
- Overloading indicated by deformation
- The offset ring ensures a better grip on deep-seated or inset nuts or bolts
- Top-grade industrial quality for the hardest of continuous use



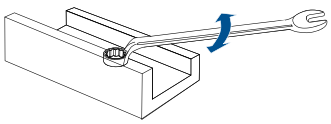

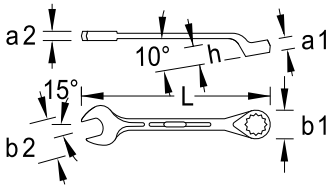

1 B (MM)
COMBINATION SPANNERS

* not standardised

mm		L	a_1	a_2	b_1	b_2	h	kg	Code	No.
5.0	6-k	100	5.0	3.4	8.5	14.5	9.5	0.015	6000240	1 B 5
5.5		100	5.0	3.4	9.2	14.5	9.5	0.015	6000320	1 B 5,5
6.0	UD	100	5.0	3.4	9.8	15.5	9.5	0.016	6000400	1 B 6
7.0		112	6.0	3.7	11.2	17.2	10.5	0.028	6000590	1 B 7
8.0		125	6.5	4.0	12.5	19.2	11.5	0.026	6000670	1 B 8
9.0		138	7.5	4.3	14.0	21.2	12.5	0.035	6000750	1 B 9
10.0		148	8.2	4.7	15.5	23.5	14.0	0.042	6000830	1 B 10
11.0		158	9.0	5.0	16.8	25.5	15.0	0.050	6000910	1 B 11
12.0		168	9.5	5.3	18.2	27.2	16.0	0.064	6001050	1 B 12
13.0		185	10.2	6.0	19.5	30.0	16.5	0.080	6001130	1 B 13
14.0		198	11.0	6.3	21.0	32.0	17.5	0.091	6001210	1 B 14
15.0		210	11.5	6.7	22.2	34.0	19.0	0.139	6001480	1 B 15
16.0		220	12.0	7.0	23.5	36.0	20.0	0.128	6001560	1 B 16
17.0		232	12.5	7.5	25.0	38.0	21.0	0.153	6001640	1 B 17
18.0		245	13.2	7.7	26.5	40.0	22.5	0.183	6001720	1 B 18
19.0		258	13.5	8.0	27.8	42.0	23.5	0.210	6001800	1 B 19
20.0	*	270	14.5	8.5	29.2	44.0	24.5	0.245	6001990	1 B 20
21.0		280	14.5	8.7	30.5	45.8	26.0	0.281	6002020	1 B 21
22.0		292	14.5	9.0	32.0	48.2	27.0	0.294	6002100	1 B 22
23.0	*	305	15.5	9.3	33.5	49.8	28.0	0.350	6002290	1 B 23
24.0		318	15.5	9.5	35.0	52.0	29.5	0.372	6002370	1 B 24

mm			L	a_1	a_2	b_1	b_2	h	kg	Code	No.
25.0	*		328	17.5	10.0	36.2	54.2	31.0	0.431	6002450	1 B 25
26.0	*		340	17.5	10.3	37.5	56.0	32.0	0.481	6002530	1 B 26
27.0			352	17.5	10.5	39.0	58.0	33.0	0.514	6002610	1 B 27
28.0	*		370	19.5	11.0	40.2	60.0	34.5	0.578	6002880	1 B 28
29.0	*		370	19.5	11.0	41.8	61.8	34.5	0.546	6002960	1 B 29
30.0			390	19.5	11.2	43.2	63.5	36.0	0.672	6003180	1 B 30
32.0			412	20.5	11.8	46.0	68.0	39.0	0.684	6003260	1 B 32
33.0	*		412	20.5	11.8	47.5	70.5	39.0	0.827	6003340	1 B 33
34.0			412	20.5	11.8	49.0	70.5	39.0	0.784	6004150	1 B 34
36.0			460	23.5	12.8	52.2	76.2	43.0	1.147	6003420	1 B 36
38.0	*		460	24.2	13.2	56.0	79.2	43.0	1.081	6003500	1 B 38
41.0			520	25.5	14.0	60.2	85.0	49.0	1.452	6003690	1 B 41
46.0			550	27.5	15.0	68.0	95.5	53.0	1.893	6003770	1 B 46
50.0			580	29.5	16.0	74.0	103.0	57.0	2.268	6003850	1 B 50
55.0			620	30.5	17.0	82.0	112.5	62.0	2.900	6003930	1 B 55
60.0			660	32.0	18.0	90.0	121.0	67.0	3.600	6004070	1 B 60
65.0	*	12-k	710	33.0	22.0	98.0	133.0	49.5	4.415	6004660	1 B 65
70.0	*		760	35.0	24.0	105.0	143.0	53.5	5.625	6004740	1 B 70
75.0	*		810	38.0	26.0	110.0	153.0	57.5	6.545	6004820	1 B 75
80.0	*		860	41.0	28.0	119.0	163.0	63.5	8.790	6004900	1 B 80

1 B (AF)
COMBINATION SPANNERS
INCH

"AF		L	a_1	a_2	b_1	b_2	h	kg	Code	No.
1/4	UD	100	5.0	3.4	10.2	16.2	9.5	0.016	6005120	1 B 1/4AF
5/16		125	6.5	4.0	12.5	19.2	11.5	0.027	6005200	1 B 5/16AF
3/8		148	8.2	4.7	14.8	22.2	14.0	0.045	6005390	1 B 3/8AF
7/16		158	9.0	5.0	17.0	25.8	15.0	0.053	6005470	1 B 7/16AF
1/2		185	10.2	6.0	19.2	29.2	16.5	0.085	6005550	1 B 1/2AF
9/16		198	11.0	6.3	21.5	32.0	17.5	0.099	6005630	1 B 9/16AF
5/8		220	12.0	7.0	23.5	36.0	20.0	0.136	6005710	1 B 5/8AF
11/16		245	13.2	7.7	25.8	40.0	22.5	0.192	6005980	1 B 11/16AF
3/4		258	13.5	8.0	27.8	42.0	23.5	0.209	6006010	1 B 3/4AF
13/16		280	14.5	8.7	30.2	45.8	26.0	0.269	6006280	1 B 13/16AF
7/8		292	14.5	9.0	32.5	48.2	27.0	0.308	6006360	1 B 7/8AF
15/16		318	15.5	9.5	34.8	52.0	29.5	0.403	6006440	1 B 15/16AF
1		340	17.5	10.3	36.8	55.2	32.0	0.473	6006520	1 B 1AF
1.1/16		352	17.5	10.5	39.0	58.0	33.0	0.559	6006600	1 B 1.1/16AF
1.1/8		370	19.5	11.0	41.0	61.8	34.5	0.587	6006790	1 B 1.1/8AF

"AF		L	a_1	a_2	b_1	b_2	h	kg	Code	No.
1.1/4		412	20.5	11.8	45.8	70.5	39.0	0.861	6006870	1 B 1.1/4AF
1.5/16		412	20.5	11.8	48.5	70.5	39.0	0.789	6006950	1 B 1.5/16AF
1.3/8	12pt	460	23.5	12.8	51.5	75.2	43.0	1.099	6007090	1 B 1.3/8AF
1.7/16		460	23.5	12.8	53.0	75.2	43.0	1.085	6007170	1 B 1.7/16AF
1.1/2		460	24.2	13.2	56.0	79.2	43.0	1.113	6007250	1 B 1.1/2AF
1.5/8		520	25.5	14.0	60.5	85.0	49.0	1.457	6007330	1 B 1.5/8AF
1.3/4		550	27.5	15.0	66.0	95.5	53.0	1.896	6007410	1 B 1.3/4AF
1.13/16		550	27.5	15.0	68.0	95.5	53.0	1.870	6007680	1 B 1.13/16AF
1.7/8		550	27.5	15.0	69.0	95.5	53.0	1.821	6007760	1 B 1.7/8AF
2		580	29.5	16.0	74.5	103.0	57.0	2.280	6007840	1 B 2AF
2.1/16		580	29.5	16.0	75.0	103.0	57.0	2.250	6007920	1 B 2.1/16AF
2.3/16		620	30.5	17.0	82.0	112.5	62.0	2.855	6008060	1 B 2.3/16AF
2.1/4		620	30.5	17.0	83.0	112.5	62.0	2.820	6008140	1 B 2.1/4AF
2.3/8		660	32.0	18.0	90.0	121.0	67.0	3.510	6008220	1 B 2.3/8AF
2.7/16		660	32.0	18.0	91.0	121.0	67.0	3.630	6008300	1 B 2.7/16AF

1 B (WW)
COMBINATION SPANNERS
Whitworth

Whitw.		L	a_1	a_2	b_1	b_2	h	kg	Code	No.
1/8	12pt	138	7.5	4.3	13.5	21.2	12.5	0.035	6009540	1 B 1/8W
3/16		158	9.0	5.0	17.5	26.0	15.0	0.053	6009620	1 B 3/16W
1/4		185	10.2	6.0	20.0	30.0	16.5	0.082	6009700	1 B 1/4W
5/16		210	11.5	6.7	22.5	34.0	19.0	0.115	6009890	1 B 5/16W
3/8		245	13.2	7.7	26.5	40.0	22.5	0.190	6009970	1 B 3/8W

Whitw.	L	a_1	a_2	b_1	b_2	h	kg	Code	No.
7/16	280	14.5	8.7	30.2	45.8	26.0	0.274	6010040	1 B 7/16W
1/2	305	15.5	9.3	34.0	50.5	28.0	0.343	6010120	1 B 1/2W
9/16	340	17.5	10.3	37.0	56.0	32.0	0.477	6010200	1 B 9/16W
5/8	370	19.5	11.0	40.2	61.8	34.5	0.573	6010390	1 B 5/8W
11/16	390	19.5	11.2	43.8	65.2	36.0	0.713	6010470	1 B 11/16W
3/4	412	20.5	11.8	48.0	70.5	39.0	0.803	6010550	1 B 3/4W

1 B (MM) / 1 B (AF)
COMBINATION SPANNER SETS



1 B-080

pieces	Contents	kg	No.	Code
8	10 12 13 14 17 19 22 24	2.600	1 B-08	6011870
8	8 9 10 11 13 14 17 19	1.000	1 B-080	6011950
11	8 9 10 11 12 13 14 15 17 19 22	1.190	1 B-011	6012250
11	7 8 10 11 12 13 14 16 17 18 19	1.050	1 B-110	6013140
12	10 11 12 13 14 17 19 22 24 27 30 32	3.390	1 B-012	6012170
12	6 7 8 9 10 11 12 13 14 15 17 19	0.925	1 B-0112	6012840
15	6 7 8 9 10 11 12 13 17 19 22 24 27 30 32	3.385	1 B-0115	6000160
17	6 7 8 9 10 11 12 13 14 15 16 17 18 19 20 21 22	2.300	1 B-017	6012680
20	8 9 10 11 12 13 14 15 16 17 18 19 21 22 23 24 26 27 30 32	5.500	1 B-020	6013060
26	6 7 8 9 10 11 12 13 14 15 16 17 18 19 20 21 22 23 24 25 26 27 28 29 30 32	7.500	1 B-026	6012920

INCH

pieces	Contents	kg	No.	Code
8	3/8 7/16 1/2 9/16 5/8 3/4 7/8 1"	1.410	1 B-08 A	6013300
14	5/16 3/8 7/16 1/2 9/16 5/8 11/16 3/4 13/16 7/8 1 1.1/16 1.1/8 1.1/4"	3.488	1 B-014 A	6013650

NO. 7 - "SLIM LINE"

- Acc. to DIN 3113 Form A, ISO 3318, ISO 7738
- GEDORE vanadium steel 31CrV3, chrome-plated
- **Carefully forged and professionally machined**
- Slim jaw and jaw walls make this spanner lighter overall
- Overloading indicated by deformation
- Secure grip thanks to hollow shaft - very ergonomic and handy
- Non-glare look thanks to matt chrome-plating
- Designed for universal use
- Top-grade industrial quality for the hardest of continuous use

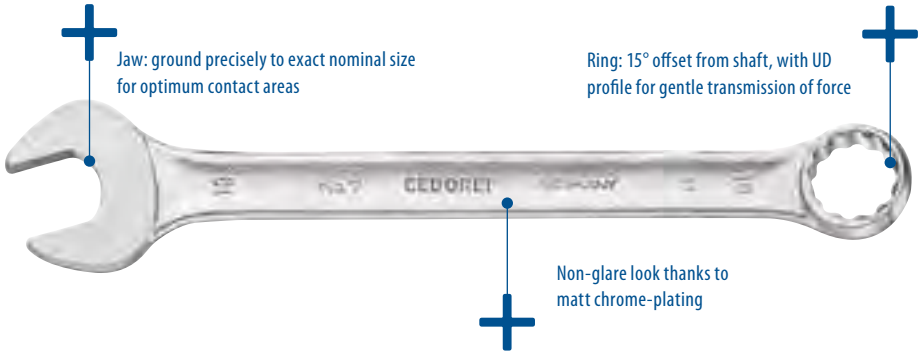

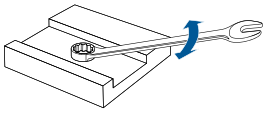

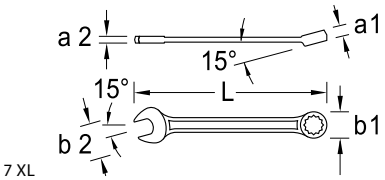

7 (MM)
COMBINATION SPANNERS
with same size each end

- Sizes 3 to 5.5 with hexagon ring, up from size 6 with UD profile

* not standardised

mm			L	a_1	a_2	b_1	b_2	kg	Code	No.
3.0	*	6-k	78	2.8	2.8	6.5	9.2	0.006	6080680	7 3
3.2	*		78	2.8	2.8	6.5	9.2	0.006	6080760	7 3,2
3.5	*		78	2.8	2.8	6.5	9.2	0.006	6080840	7 3,5
4.0	*		85	3.2	3.2	7.7	11.8	0.010	6080920	7 4
4.5	*		85	3.2	3.2	7.7	11.8	0.009	6081060	7 4,5
5.0	*		92	3.6	3.6	9.7	13.2	0.011	6081140	7 5
5.5	*		92	3.6	3.6	9.7	13.2	0.011	6081220	7 5,5
6.0		UD	100	5.0	3.4	10.0	16.2	0.014	6089550	7 6
7.0			110	5.5	3.6	11.5	17.5	0.017	6089630	7 7
8.0			120	6.0	3.8	12.7	19.8	0.024	6089710	7 8
9.0			130	6.5	4.0	14.0	21.5	0.028	6089980	7 9
10.0			140	7.0	4.2	15.5	23.0	0.033	6090050	7 10
11.0			150	7.5	4.5	17.0	26.0	0.042	6090130	7 11
12.0			160	8.0	4.8	18.5	27.5	0.050	6090210	7 12
13.0			170	8.5	5.0	19.5	30.0	0.058	6090480	7 13
14.0			180	9.0	5.2	21.0	31.8	0.069	6090560	7 14
15.0			190	9.5	5.5	22.5	34.0	0.080	6090640	7 15
16.0			200	10.0	5.8	23.0	35.0	0.092	6091610	7 16

mm		L	a_1	a_2	b_1	b_2	kg	Code	No.
17.0		210	10.5	6.0	25.0	38.0	0.111	6090720	7 17
18.0		220	11.0	6.2	26.0	40.0	0.121	6091880	7 18
19.0		230	11.5	6.5	28.0	42.0	0.140	6090800	7 19
20.0	*	240	12.0	6.8	29.0	44.2	0.170	6091960	7 20
21.0		252	12.5	7.0	30.0	45.5	0.182	6092180	7 21
22.0		262	13.0	7.2	32.0	48.0	0.200	6090990	7 22
23.0	*	270	13.5	7.6	33.0	49.5	0.223	6092260	7 23
24.0		282	14.0	8.0	35.0	52.5	0.264	6091020	7 24
25.0	*	290	14.5	8.2	36.0	54.5	0.295	6092340	7 25
26.0	*	302	15.0	8.2	37.0	56.5	0.309	6092420	7 26
27.0		310	15.5	8.5	39.0	59.5	0.344	6091100	7 27
28.0	*	320	16.0	8.8	40.0	60.0	0.375	6092500	7 28
29.0	*	330	16.5	8.8	41.5	61.5	0.394	6092690	7 29
30.0		340	17.0	9.0	43.0	63.0	0.428	6091290	7 30
32.0		370	18.0	9.5	46.0	67.5	0.535	6091370	7 32
34.0		420	19.0	10.0	49.0	72.0	0.624	1827987	7 34
36.0		460	20.0	10.5	52.0	75.0	0.726	6089470	7 36

7 (AF)
COMBINATION SPANNERS
with same size each end, INCH

"AF	L	a_1	a_2	b_1	b_2	kg	Code	No.
3/16	85	3.2	3.2	7.7	11.8	0.010	1436767	7 3/16AF
7/32	92	3.6	3.6	9.7	13.2	0.011	1436775	7 7/32AF
1/4	100	5.0	3.4	10.0	16.2	0.013	6098700	7 1/4AF
5/16	120	6.0	3.8	12.7	19.8	0.024	6098890	7 5/16AF
11/32	130	6.5	4.0	14.0	21.5	0.026	6098970	7 11/32AF
3/8	140	7.0	4.2	15.5	23.0	0.038	6099190	7 3/8AF
7/16	150	7.5	4.5	17.0	26.0	0.041	6099270	7 7/16AF
1/2	170	8.5	5.0	19.5	30.0	0.056	6099430	7 1/2AF

"AF	L	a_1	a_2	b_1	b_2	kg	Code	No.
9/16	180	9.0	5.2	21.0	31.8	0.063	6099510	7 9/16AF
5/8	200	10.0	5.8	23.0	35.0	0.104	6099780	7 5/8AF
11/16	220	11.0	6.2	26.0	40.0	0.122	6099860	7 11/16AF
3/4	230	11.5	6.5	28.0	42.0	0.148	6099940	7 3/4AF
13/16	252	12.5	7.0	30.0	45.5	0.187	6100030	7 13/16AF
7/8	262	13.0	7.2	32.0	48.0	0.192	6100110	7 7/8AF
15/16	282	14.0	8.0	34.0	52.5	0.296	6100380	7 15/16AF
1	302	15.0	8.2	36.0	56.5	0.287	6100460	7 1AF

7 XL
COMBINATION SPANNERS
with same size each end, extra long

› **Extra-long shaft for deep applications and high-torque**



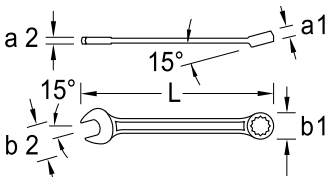

mm	L	a_1	a_2	b_1	b_2	kg	Code	No.
7	160	6.5	4.0	12.5	18.5	0.031	1394916	7 XL 7
8	170	7.0	4.5	13.5	20.8	0.042	6080090	7 XL 8
9	180	7.5	4.5	14.5	22.5	0.054	6080170	7 XL 9
10	190	8.5	5.0	16.0	24.0	0.011	6097300	7 XL 10
11	200	9.0	5.5	17.5	27.0	0.076	6097490	7 XL 11
12	210	10.0	5.5	19.0	28.5	0.086	6100540	7 XL 12
13	225	10.5	6.0	20.0	31.0	0.102	6100620	7 XL 13
14	235	10.8	6.5	22.0	32.8	0.120	6100700	7 XL 14
15	250	11.2	7.0	23.0	35.0	0.147	6100890	7 XL 15
16	265	11.8	7.5	24.8	36.0	0.171	6080250	7 XL 16
17	280	12.2	8.5	26.0	39.0	0.196	6100970	7 XL 17
18	295	13.2	8.5	27.8	41.0	0.233	6080330	7 XL 18

mm	L	a_1	a_2	b_1	b_2	kg	Code	No.
19	310	14.2	9.5	29.0	43.0	0.276	6101000	7 XL 19
21	340	14.2	9.5	32.5	46.5	0.352	6080410	7 XL 21
22	350	16.2	11.0	33.5	49.0	0.392	6101190	7 XL 22
24	400	18.2	12.0	36.5	53.5	0.521	6101270	7 XL 24
27	450	20.2	13.0	40.5	60.5	0.711	6101350	7 XL 27
30	480	21.2	14.0	44.5	63.0	0.839	6101780	7 XL 30
32	500	22.2	14.0	47.5	69.0	0.956	6101430	7 XL 32
34	520	23.2	15.0	49.5	70.5	1.088	6101940	7 XL 34
36	550	24.2	15.0	53.0	76.0	1.248	6101510	7 XL 36
41	600	26.0	16.0	62.0	84.5	2.000	6102080	7 XL 41
46	640	28.0	17.0	70.0	96.0	2.278	6102160	7 XL 46

7 (MM) / 7 (AF)
COMBINATION SPANNER SET



7-08

pieces	No.	Contents	kg	Code
8	7-08	10 12 13 14 17 19 22 24	0.973	6092770
8	7-080	8 9 10 11 13 14 17 19	0.536	6092850
11	7-011	8 9 10 11 12 13 14 15 17 19 22	0.868	6093070
11	7-0110	7 8 10 11 12 13 14 16 17 18 19	0.782	6096090
12	7-0112	6 7 8 9 10 11 12 13 14 15 17 19	0.686	6091530
12	7-012	10 11 12 13 14 17 19 22 24 27 30 32	2.700	6093150
17	7-017	6 7 8 9 10 11 12 13 14 15 16 17 18 19 20 21 22	1.465	6093580
20	7-020	8 9 10 11 12 13 14 15 16 17 18 19 21 22 23 24 26 27 30 32	3.360	6093660
26	7-026	6 7 8 9 10 11 12 13 14 15 16 17 18 19 20 21 22 23 24 25 26 27 28 29 30 32	4.665	6093740

INCH

pieces	No.	Contents	kg	Code
8	7-08 A	3/8 7/16 1/2 9/16 5/8 3/4 7/8 1"	1.047	6091450

7 XL
COMBINATION SPANNER SET
extra long

› Extra-long shaft for deep applications and high-torque



7 XL-080

pieces	No.	Contents	kg	Code
8	7 XL-080	8 9 10 11 13 14 17 19	0.962	6104880
11	7 XL-0111	8 10 11 12 13 14 16 17 18 19 22	1.794	6104960
12	7 XL-012	10 11 12 13 14 17 19 22 24 27 30 32	4.410	6095950

1500 ES / 1500 CT ›98 / 105





Double Ended Ring Spanners

NO. 4 R – THE "DOUBLE WITH RATCHET"

- Flat pattern
- Thin walled rings
- UD profile
- Working angle: 7° up to 14x15 mm, 6° from 16x17 mm to 18x19 mm
- For ratchet loosening and fast tightening
- GEDORE vanadium steel 31CrV3
- Non-glare look thanks to matt chrome-plating, locking insert and pawl manganese-phosphated
- Hot forged
- Tried-and-tested GEDORE technology combined anew: stable hollow shaft of no. 7 and refined mechanism of the U-20 ratchets
- In combination with adaptor no. 7 RA or 7 RB (please order separately) the spanner no. 4 R can be used as a (bit) ratchet



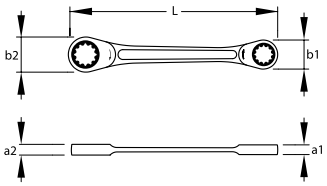

4 R (MM) / 4 R (AF)
DOUBLE RING RATCHET SPANNER

mm	°	L	a_1	a_2	b_1	b_2	kg	Code	No.
8 x 9	7	134.0	7.0	7.3	17.5	19.3	0.040	2306719	4 R 8x9
8 x 10	7	144.0	7.0	7.7	17.5	21.0	0.060	2306727	4 R 8x10
10 x 11	7	153.5	7.7	8.1	21.0	22.5	0.070	2306743	4 R 10x11
10 x 13	7	165.5	7.7	9.0	21.0	25.7	0.080	2306751	4 R 10x13
12 x 13	7	174.5	8.6	9.0	23.6	25.7	0.090	2306786	4 R 12x13

mm	°	L	a_1	a_2	b_1	b_2	kg	Code	No.
14 x 15	7	197.0	9.4	9.8	28.2	29.5	0.140	2306794	4 R 14x15
16 x 17	6	222.0	10.2	10.6	31.7	33.6	0.200	2306808	4 R 16x17
17 x 19	6	235.0	10.6	11.7	33.6	36.3	0.220	2306816	4 R 17x19
18 x 19	6	248.0	11.0	11.7	34.6	36.3	0.230	2306832	4 R 18x19

INCH

"AF	°	L	a_1	a_2	b_1	b_2	kg	Code	No.
1/4 x 5/16	7	134.0	7.0	7.3	17.5	19.3	0.035	2825015	4 R 1/4x5/16AF
5/16 x 11/32	7	134.0	7.0	7.3	17.5	19.3	0.040	2825031	4 R 5/16x11/32AF

"AF	°	L	a_1	a_2	b_1	b_2	kg	Code	No.
3/8 x 7/16	7	153.5	7.7	8.1	21.0	22.5	0.070	2825023	4 R 3/8x7/16AF
1/2 x 9/16	7	197.0	9.4	9.8	28.2	29.5	0.100	2825007	4 R 1/2x9/16AF

1500 CT 1 - 7R ›106



1500 CT 1 - 7UR ›106



1500 CT 2 - 7 ›106



NO. 2 - "OFFSET"

- Rings deep offset, strong but thin walls
- Acc. to DIN 838, ISO 3318, ISO 1085, ISO 10104
- GEDORE vanadium steel 31CrV3, chrome-plated

* not standardised

- Carefully forged and professionally machined:
- Ring: thin-walled, 5° deep offset from shaft, with UD profile for gentle transmission of force
- High bending strength - does not fracture or splinter when overloaded, thus minimising the risk of injury
- Overloading indicated by deformation
- Non-glare look thanks to matt chrome-plating
- Specialist for extremely deep or inset bolts
- Top-grade industrial quality for the hardest of continuous use



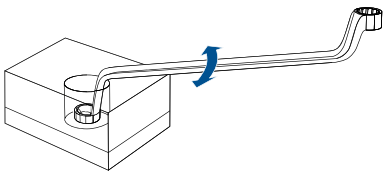

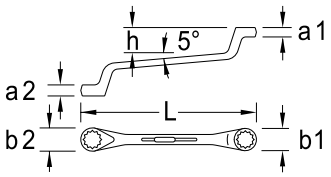

2
DOUBLE ENDED RING SPANNERS

- * not standardised

mm		L	a_1	a_2	b_1	b_2	h	kg	Code	No.
5,5 x 7	* UD	170	5.6	6.6	10.0	12.0	20.7	0.062	6010630	2 5,5x7
6 x 7		170	5.6	6.6	10.5	12.0	20.7	0.045	6015350	2 6x7
7 x 8		180	5.6	6.6	12.0	13.3	21.7	0.068	6015430	2 7x8
8 x 9		182	6.6	7.6	13.3	14.4	21.7	0.065	6015510	2 8x9
8 x 10		182	6.6	8.5	13.3	15.9	21.7	0.072	6015780	2 8x10
9 x 11	*	195	7.6	9.5	14.4	17.5	23.6	0.086	6015860	2 9x11
10 x 11		195	8.5	9.5	15.9	17.5	23.6	0.089	6015940	2 10x11
10 x 12	*	195	8.5	9.6	15.9	19.0	23.6	0.089	6016080	2 10x12
10 x 13		212	8.5	10.3	15.9	20.1	25.1	0.122	6016160	2 10x13
11 x 13		212	9.5	10.3	17.5	20.1	25.1	0.129	6016320	2 11x13
12 x 13		212	9.6	10.3	19.0	20.1	25.1	0.125	6016590	2 12x13
12 x 14		212	9.6	10.6	19.0	21.6	25.1	0.134	6016670	2 12x14
13 x 14		225	10.3	10.6	20.1	21.6	26.1	0.156	6016750	2 13x14
13 x 15		225	10.3	11.3	20.1	23.1	26.1	0.160	6016830	2 13x15
13 x 17		245	10.3	12.3	20.1	25.8	27.1	0.212	6017050	2 13x17
14 x 15		225	10.6	11.3	21.6	23.1	26.1	0.154	6016910	2 14x15
14 x 17		245	10.6	12.3	21.6	25.8	27.1	0.227	6017130	2 14x17
16 x 17		245	11.6	12.3	24.2	25.8	27.1	0.205	6017210	2 16x17
16 x 18		265	11.6	12.6	24.2	27.0	28.6	0.250	6025660	2 16x18
17 x 19		265	12.3	13.0	25.8	28.8	28.6	0.250	6017480	2 17x19
18 x 19		265	12.6	13.0	27.0	28.8	28.6	0.258	6017560	2 18x19
18 x 21		285	12.6	13.4	27.0	31.1	31.0	0.327	6025740	2 18x21
19 x 22		287	13.0	14.3	28.8	33.0	31.0	0.352	6017720	2 19x22
19 x 24		305	13.0	14.4	28.8	35.7	33.0	0.419	6017990	2 19x24
20 x 22	*	287	13.3	14.3	30.1	33.0	31.0	0.345	6017800	2 20x22
21 x 23	*	305	13.4	14.3	30.9	34.0	33.0	0.411	6018020	2 21x23
21 x 24		307	13.4	14.4	30.9	35.7	33.0	0.386	6025820	2 21x24

mm		L	a_1	a_2	b_1	b_2	h	kg	Code	No.
22 x 24		307	14.3	14.4	32.8	35.7	33.0	0.412	6018100	2 22x24
24 x 26	*	325	14.4	15.3	35.7	38.0	34.5	0.503	6018370	2 24x26
24 x 27		325	14.4	15.4	35.7	40.1	34.5	0.506	6018450	2 24x27
24 x 30		345	14.4	16.4	35.7	44.1	35.5	0.579	6018530	2 24x30
25 x 28	*	345	14.4	15.4	37.0	41.1	35.5	0.565	6018610	2 25x28
27 x 29	*	345	14.8	16.4	40.1	42.5	35.5	0.678	6018880	2 27x29
27 x 30		345	15.4	16.4	40.1	44.1	35.5	0.628	6018960	2 27x30
27 x 32		370	15.4	17.4	40.1	47.1	37.4	0.701	6019180	2 27x32
30 x 32		370	16.4	17.4	44.1	47.1	37.4	0.731	6019260	2 30x32
30 x 34		375	16.4	18.7	44.1	50.0	37.4	0.763	6025900	2 30x34
30 x 36		400	16.4	19.4	43.2	52.6	38.4	0.872	6019340	2 30x36
32 x 36		400	17.4	19.4	47.1	53.0	38.4	0.878	6019420	2 32x36
34 x 36		420	18.7	19.4	50.0	53.0	38.4	0.929	6026040	2 34x36
36 x 41		440	19.4	20.4	53.0	60.5	40.4	1.166	6019500	2 36x41
38 x 42	*	440	19.7	20.4	56.4	62.5	40.4	1.207	6019690	2 38x42
41 x 46		485	20.4	22.2	62.0	68.9	42.8	1.535	6019770	2 41x46
46 x 50		535	22.2	23.6	68.9	75.5	47.8	2.035	6019850	2 46x50
55 x 60	*	610	24.6	25.6	84.9	91.8	54.2	3.125	6019930	2 55x60

2
DOUBLE ENDED RING SPANNER SET

- Sets of the most used sizes
- Rings deep offset, strong but thin walls, UD profile
- Acc. to DIN 838, ISO 3318, ISO 1085, ISO 10104
- GEDORE vanadium steel 31CrV3, chrome-plated



pieces	Contents	kg	Code	No.
8	6x7 8x9 10x11 12x13 14x15 16x17 18x19 20x22	1.297	6030580	2-8
10	6x7 8x9 10x11 12x13 14x15 16x17 18x19 20x22 21x23 24x27	2.225	6030740	2-10
10	6x7 8x9 10x11 12x13 14x15 16x17 18x19 20x22 24x27 30x32	2.555	6031120	2-100
12	6x7 8x9 10x11 12x13 14x15 16x17 18x19 20x22 21x23 24x26 25x28 27x32	4.060	6030900	2-12
12	6x7 8x9 10x11 12x13 14x15 16x17 18x19 20x22 21x23 24x27 25x28 30x32	4.000	6031040	2-120
12	6x7 8x9 10x11 12x13 14x15 16x18 17x19 20x22 21x23 24x26 27x32 30x34	3.730	6031390	2-122 ISO

2 B
DOUBLE ENDED RING SPANNER

short pattern

- Shallow offset
- Thin walled rings
- GEDORE vanadium steel 31CrV3, chrome-plated



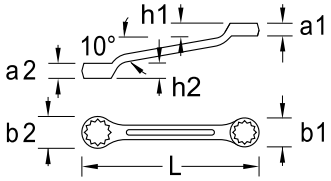

mm	L	a_1	a_2	b_1	b_2	h_1	h_2	kg	Code	No.
6 x 7	115	5.5	6.5	10.5	12.0	6	7	0.023	6051150	2 B 6x7
8 x 9	120	6.5	7.5	12.5	13.5	8	9	0.029	6051230	2 B 8x9
10 x 11	125	6.5	7.5	15.0	17.0	8	9	0.037	6051310	2 B 10x11
12 x 13	135	8.5	9.5	18.5	20.0	10	11	0.056	6051580	2 B 12x13
14 x 15	145	9.5	10.5	21.0	22.0	11	12	0.075	6051660	2 B 14x15
17 x 19	155	10.5	11.5	25.0	28.0	15	17	0.105	6051740	2 B 17x19

4
FLAT RING SPANNER
straight pattern

› Acc. to DIN 837 Form B, ISO 3318, ISO 1085
› Flat pattern
› Thin walled rings
› UD-profile
› GEDORE vanadium steel 31CrV3, chrome-plated
* not standardised



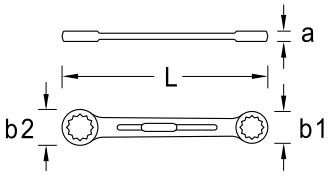

mm		L	a	b_1	b_2	kg	Code	No.
6 x 7		99	4.5	10.0	11.5	0.014	6052710	4 6x7
8 x 9		114	5.2	13.0	14.5	0.024	6053010	4 8x9
8 x 10		115	5.2	13.0	16.0	0.022	6053280	4 8x10
10 x 11		131	5.8	16.0	17.0	0.034	6053440	4 10x11
10 x 13		149	6.4	16.0	20.5	0.045	6053520	4 10x13
12 x 13		149	6.4	19.0	20.5	0.049	6053870	4 12x13
13 x 15		161	7.2	20.5	23.0	0.064	6054170	4 13x15
14 x 15		161	7.2	21.5	23.0	0.064	6054250	4 14x15
13 x 17		167	7.8	20.5	25.5	0.074	6054330	4 13x17
14 x 17		169	7.8	21.5	25.5	0.077	6054410	4 14x17
16 x 17		169	7.8	24.5	25.5	0.084	6054680	4 16x17
17 x 19		186	8.5	25.5	28.0	0.098	6054760	4 17x19
18 x 19		186	8.5	27.0	28.0	0.106	6054840	4 18x19
19 x 22		209	9.4	28.0	32.5	0.136	6054920	4 19x22
20 x 22	*	209	9.4	29.5	32.5	0.134	6055060	4 20x22

mm		L	a	b_1	b_2	kg	Code	No.
19 x 24	*	233	10.0	28.0	35.5	0.176	6055140	4 19x24
21 x 23	*	233	10.0	30.5	33.5	0.171	6055220	4 21x23
22 x 24		233	10.0	32.5	35.5	0.184	6055300	4 22x24
24 x 26	*	261	10.8	35.5	38.0	0.230	6055490	4 24x26
24 x 27		260	10.8	35.5	39.0	0.249	6055570	4 24x27
25 x 28	*	289	11.6	36.5	41.0	0.273	6055730	4 25x28
24 x 30		290	11.6	35.5	43.5	0.303	6055650	4 24x30
27 x 32		320	12.6	39.0	46.0	0.373	6055810	4 27x32
30 x 32		320	12.6	43.5	46.0	0.399	6056030	4 30x32
30 x 36		357	13.8	43.5	51.5	0.469	6056110	4 30x36
32 x 36		357	13.8	46.0	51.5	0.492	6056380	4 32x36
36 x 41		391	15.0	51.5	59.0	0.616	6056460	4 36x41
41 x 46		431	16.2	59.0	66.0	0.789	6056540	4 41x46
46 x 50		473	16.5	66.0	71.5	1.035	6056620	4 46x50

4
FLAT RING SPANNER SET

› Made up of sizes most in use
› Flat pattern
› Thin walled rings
› UD-profile
› Acc. to DIN 837 Form B, ISO 3318, ISO 1085
› GEDORE vanadium steel 31CrV3, chrome-plated



pieces	Contents	kg	Code	No.
8	6x7 8x9 10x11 12x13 14x15 16x17 18x19 20x22	0.521	6061700	4-8
12	6x7 8x9 10x11 12x13 14x15 16x17 18x19 20x22 21x23 24x26 25x28 27x32	1.549	6062000	4-12
12	6x7 8x9 10x11 12x13 14x15 16x17 18x19 20x22 21x23 24x27 25x28 30x32	2.000	6062190	4-120

TX 4
FLAT RING SPANNER
straight pattern, for protruding TORX® head screws



› GEDORE vanadium steel 31CrV3, chrome-plated
› TORX® = reg. trademark of Acument Intellectual Properties, LLC. USA

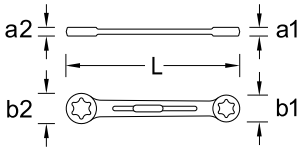

	M	mm	L	a_1	a_2	b_1	b_2	kg	Code	No.
E6xE8	M5 - M7	5,74 x 7,52	110	5.0	6.0	9.0	11.0	0.014	6059800	TX 4 E6xE8
E10xE12	M8 - M10	9,42 x 11,17	140	7.0	8.0	13.0	15.0	0.039	6059990	TX 4 E10xE12
E14xE18	M12 - M14	12,9 x 16,7	180	8.5	9.5	17.0	21.0	0.074	6060140	TX 4 E14xE18
E20xE24	M16 - M20	18,45 x 22,16	226	11.5	13.5	24.5	28.5	0.163	6060220	TX 4 E20xE24

SPECIAL

- Thin walled rings
- GEDORE vanadium steel 31CrV3, chrome-plated
- Specialists in tight spaces

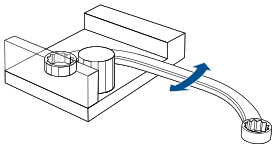



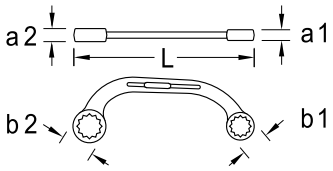

304 / 304 (AF)
HALF-MOON RING SPANNER

mm	L	a_1	a_2	b_1	b_2	kg	Code	No.
11 x 13	150	7.0	7.5	17.0	20.5	0.077	6470040	304 11x13
13 x 15	185	8.5	8.5	20.5	23.0	0.129	6470630	304 13x15
13 x 17	185	8.5	8.5	20.5	25.5	0.140	6470120	304 13x17
14 x 16	185	8.5	8.5	21.5	24.5	0.137	6470200	304 14x16
14 x 17	185	8.5	8.5	21.5	25.5	0.144	6470390	304 14x17
15 x 17	185	8.5	8.5	23.0	25.5	0.150	6470470	304 15x17
16 x 18	185	8.5	8.5	24.5	27.0	0.163	6567550	304 16x18
19 x 22	230	10.0	10.5	28.0	32.5	0.261	6470550	304 19x22

INCH

"AF	L	a_1	a_2	b_1	b_2	kg	Code	No.
7/16 x 1/2	150	7.0	7.5	17.0	20.5	0.079	6471010	304 7/16x1/2AF
9/16 x 5/8	185	8.5	8.5	21.5	24.5	0.139	6471280	304 9/16x5/8AF
5/8 x 3/4	230	10.0	10.5	24.5	28.0	0.219	6471360	304 5/8x3/4AF
3/4 x 7/8	230	10.0	10.5	28.0	32.5	0.247	6471440	304 3/4x7/8AF

NO. 400

- Acc. to DIN 3118
- Sizes 8x10 to 12x14 mm with hexagon
- GEDORE vanadium steel 31CrV3, chrome-plated
- For applications involving hydraulic/brake lines



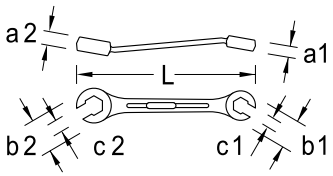

400 (MM) / 400 (AF)
FLARE NUT SPANNER, OPEN

* not standardised

mm			L	a_1	a_2	b_1	b_2	c_1	c_2	kg	Code	No.
8 x 10		G-K	140	6.5	8.0	18	20	6.0	7.0	0.045	6057190	400 8x10
9 x 11	*		145	7.5	8.5	19	22	6.5	8.5	0.059	6056970	400 9x11
10 x 11			150	8.0	8.5	20	22	7.0	8.5	0.064	6057270	400 10x11
10 x 12	*		150	8.0	9.5	20	24	7.0	9.0	0.073	6051070	400 10x12
11 x 13			160	8.5	10.5	22	26	8.5	10.0	0.077	6057350	400 11x13
12 x 14			170	9.5	11.2	24	28	9.0	11.0	0.106	6057430	400 12x14
13 x 15	*	UD	180	10.5	11.8	26	29	10.0	12.0	0.116	6057000	400 13x15
14 x 17			195	11.5	12.2	28	32	11.0	14.0	0.136	6057510	400 14x17
17 x 19			210	12.2	13.2	32	35	14.0	15.0	0.179	6057780	400 17x19
19 x 22			230	13.2	15.2	35	41	15.0	17.0	0.246	6058670	400 19x22
22 x 24			250	15.2	16.2	41	45	17.0	18.0	0.335	6057860	400 22x24
24 x 27			270	16.2	17.2	45	48	18.0	20.0	0.408	6058750	400 24x27
30 x 32			300	20.2	22.2	50	52	22.0	24.0	0.575	6058830	400 30x32
36 x 41	*		351	25.2	28.2	58	66	25.0	32.0	0.980	1933175	400 36x41
46 x 50	*		396	31.5	33.5	74	79	35.0	39.0	0.800	2297183	400 46x50

INCH

"AF		L	a_1	a_2	b_1	b_2	c_1	c_2	kg	Code	No.
5/16 x 3/8	G-K	140	6.5	8.0	18	20	6.0	7.0	0.043	6057940	400 5/16x3/8AF
3/8 x 7/16		150	8.0	8.5	20	22	7.0	8.5	0.057	6058080	400 3/8x7/16AF
7/16 x 1/2		160	8.5	10.5	22	26	8.5	10.0	0.076	6058160	400 7/16x1/2AF
1/2 x 9/16		170	9.5	11.2	24	28	10.0	11.0	0.092	6058240	400 1/2x9/16AF
9/16 x 5/8	UD	195	11.2	12.2	28	32	11.0	13.0	0.129	6058320	400 9/16x5/8AF
5/8 x 3/4		210	12.2	13.2	32	35	13.0	15.0	0.178	6058400	400 5/8x3/4AF
3/4 x 7/8		230	13.2	15.2	35	41	15.0	17.0	0.235	6056700	400 3/4x7/8AF
7/8 x 1		250	15.2	16.2	41	45	17.0	19.0	0.304	6058590	400 7/8x1AF

Open Ended Spanners

NO. 6 – "STRONG AND ACCURATE"

- Acc. to DIN 3110, ISO 3318, ISO 1085, ISO 10102
- Top-grade industrial quality for the hardest of continuous use
- Overloading indicated by deformation
- GEDORE vanadium steel 31CrV3, heads finely polished, chrome-plated



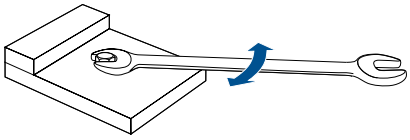

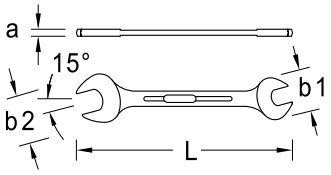

6 (MM)
DOUBLE OPEN ENDED SPANNER

- * not standardised

mm		L	a	b_1	b_2	kg	Code	No.
4 x 4,5	*	100	3.4	13.0	14.0	0.014	6063400	6 4x4,5
4 x 5	*	100	3.4	13.0	14.0	0.013	6063590	6 4x5
5 x 5,5	*	100	3.4	14.5	16.0	0.016	6063670	6 5x5,5
5,5 x 7	*	122	3.5	16.0	17.5	0.023	6063750	6 5,5x7
6 x 7		122	3.5	16.5	17.5	0.022	6063830	6 6x7
6 x 8	*	122	3.5	16.5	20.0	0.025	6063910	6 6x8
7 x 8		140	3.8	17.5	20.0	0.034	6064050	6 7x8
7 x 9	*	140	3.8	17.5	22.0	0.035	6064130	6 7x9
8 x 9		140	3.8	20.0	22.0	0.035	6064210	6 8x9
8 x 10		140	4.0	20.0	23.5	0.036	6064480	6 8x10
9 x 10	*	157	4.5	22.0	23.5	0.046	6064560	6 9x10
9 x 11	*	157	4.5	22.0	26.5	0.050	6064640	6 9x11
10 x 11		157	4.5	23.5	26.5	0.050	6064720	6 10x11
10 x 12	*	157	4.5	23.5	28.0	0.051	6064800	6 10x12
10 x 13		172	5.0	23.5	30.5	0.065	6064990	6 10x13
11 x 13		172	5.0	26.5	30.5	0.068	6065100	6 11x13
11 x 14	*	172	5.0	26.5	32.0	0.072	6065290	6 11x14
12 x 13		172	5.0	28.0	30.5	0.069	6065370	6 12x13
12 x 14		172	5.0	28.0	32.0	0.076	6065450	6 12x14
13 x 14		178	5.0	30.5	32.0	0.081	6065530	6 13x14
13 x 15		188	5.5	30.5	34.5	0.098	6065610	6 13x15
13 x 16		190	5.5	30.5	35.5	0.098	6068980	6 13x16
14 x 15		188	5.5	32.0	34.5	0.095	6065880	6 14x15
13 x 17		205	6.0	30.5	38.5	0.122	6065960	6 13x17
14 x 17		205	6.0	32.0	38.5	0.119	6066180	6 14x17
16 x 17		205	6.0	35.5	38.5	0.128	6066260	6 16x17
16 x 18		205	6.0	35.5	40.5	0.129	6066340	6 16x18
17 x 19		222	6.5	38.5	43.0	0.168	6066420	6 17x19

mm		L	a	b_1	b_2	kg	Code	No.
18 x 19		222	6.5	40.5	43.0	0.174	6066500	6 18x19
18 x 21		236	7.0	40.5	46.0	0.196	6069360	6 18x21
17 x 22	*	236	7.0	38.5	48.5	0.205	6066690	6 17x22
19 x 22		236	7.0	43.0	48.5	0.219	6066770	6 19x22
20 x 22	*	236	7.0	44.5	48.5	0.213	6066850	6 20x22
19 x 24		250	7.5	43.0	53.5	0.256	6066930	6 19x24
21 x 23	*	247	7.5	46.0	50.0	0.245	6067070	6 21x23
21 x 24		250	7.5	46.0	53.5	0.268	6069440	6 21x24
22 x 24		250	7.5	48.5	53.5	0.260	6067150	6 22x24
22 x 27	*	266	8.0	48.5	60.0	0.336	6067230	6 22x27
24 x 26	*	266	8.0	53.5	56.5	0.321	6067310	6 24x26
24 x 27		266	8.0	53.5	60.0	0.337	6067580	6 24x27
24 x 30		280	8.5	53.5	63.5	0.390	6067660	6 24x30
25 x 28	*	280	8.5	55.0	60.0	0.378	6067740	6 25x28
27 x 29	*	302	9.0	60.0	63.5	0.456	6067820	6 27x29
27 x 30		302	9.0	60.0	63.5	0.466	6067900	6 27x30
27 x 32		302	9.0	60.0	68.0	0.487	6068040	6 27x32
30 x 32		302	9.0	63.5	68.0	0.504	6068120	6 30x32
30 x 34		302	9.0	63.5	72.0	0.503	6069520	6 30x34
30 x 36		328	9.4	63.5	76.0	0.677	6068200	6 30x36
32 x 36		328	9.4	68.0	76.0	0.594	6068390	6 32x36
34 x 36		328	9.4	71.0	75.0	0.624	6069600	6 34x36
36 x 41		360	10.0	76.0	84.5	0.770	6068470	6 36x41
38 x 42	*	360	10.0	77.0	86.0	0.784	6068550	6 38x42
41 x 46		400	10.7	86.5	95.5	1.104	6068630	6 41x46
46 x 50		450	11.6	95.5	102.0	1.445	6068710	6 46x50
55 x 60	*	560	18.0	113.0	123.0	3.160	2312107	6 55x60

6 (AF)
DOUBLE OPEN ENDED SPANNER
INCH

"AF	L	a	b_1	b_2	kg	Code	No.
1/4 x 5/16	122	3.7	17.5	20.0	0.024	6070020	6 1/4x5/16AF
5/16 x 3/8	140	4.0	20.0	23.5	0.035	6070100	6 5/16x3/8AF
3/8 x 7/16	157	4.5	23.5	26.5	0.047	6070290	6 3/8x7/16AF
7/16 x 1/2	172	5.0	26.5	30.0	0.065	6070370	6 7/16x1/2AF
1/2 x 9/16	190	5.5	30.0	33.0	0.091	6070450	6 1/2x9/16AF
9/16 x 5/8	190	5.5	33.0	36.0	0.092	6070530	6 9/16x5/8AF
19/32 x 11/16	205	6.0	34.5	39.5	0.130	6070610	6 19/32x11/16AF
5/8 x 11/16	205	6.0	36.0	39.5	0.124	6070880	6 5/8x11/16AF
5/8 x 3/4	222	6.5	36.0	42.5	0.152	6070960	6 5/8x3/4AF
3/4 x 25/32	222	6.5	42.5	43.5	0.189	6071260	6 3/4x25/32AF
3/4 x 7/8	236	7.0	42.5	48.5	0.216	6071340	6 3/4x7/8AF
25/32 x 13/16	236	7.0	44.5	46.0	0.206	6071420	6 25/32x13/16AF

"AF	L	a	b_1	b_2	kg	Code	No.
13/16 x 7/8	236	7.0	46.0	48.5	0.232	6071500	6 13/16x7/8AF
7/8 x 15/16	250	7.5	48.5	52.0	0.268	6071690	6 7/8x15/16AF
7/8 x 1.1/16	266	8.0	48.5	60.0	0.323	6073550	6 7/8x1.1/16AF
15/16 x 1	266	8.0	52.0	55.0	0.317	6071770	6 15/16x1AF
1 x 1.1/8	280	8.5	55.0	61.0	0.395	6071930	6 1x1.1/8AF
1.1/16 x 1.1/8	302	9.0	60.0	63.5	0.453	6072070	6 1.1/16x1.1/8AF
1.1/16 x 1.1/4	302	9.0	60.0	68.0	0.520	6072150	6 1.1/16x1.1/4AF
1.1/8 x 1.5/16	302	9.0	65.5	70.5	0.537	6072230	6 1.1/8x1.5/16AF
1.3/16 x 1.5/16	302	9.0	65.5	70.5	0.521	6072310	6 1.3/16x1.5/16AF
1.1/4 x 1.3/8	328	9.4	69.5	75.5	0.604	6072580	6 1.1/4x1.3/8AF
1.5/16 x 1.1/2	328	9.4	74.0	79.0	0.656	6072740	6 1.5/16x1.1/2AF
1.3/8 x 1.1/2	328	9.4	74.0	79.0	0.655	6072820	6 1.3/8x1.1/2AF

6 (MM) / 6 (AF)
DOUBLE OPEN ENDED SPANNER SET



6-12

pieces	No.	Contents	kg	Code
6	6-6	6x7 8x9 10x11 12x13 14x15 16x17	0.415	6076810
8	6-8	6x7 8x9 10x11 12x13 14x15 16x17 18x19 20x22	0.819	6077380
10	6-10	6x7 8x9 10x11 12x13 14x15 16x17 18x19 20x22 21x23 24x27	1.412	6077540
10	6-100	6x7 8x9 10x11 12x13 14x15 16x17 18x19 20x22 24x27 30x32	1.660	6077620
12	6-12	6x7 8x9 10x11 12x13 14x15 16x17 18x19 20x22 21x23 24x26 25x28 27x32	2.500	6077700
12	6-120	6x7 8x9 10x11 12x13 14x15 16x17 18x19 20x22 21x23 24x27 25x28 30x32	2.350	6077890
12	6-122 ISO	6x7 8x9 10x11 12x13 14x15 16x18 17x19 20x22 21x23 24x26 27x32 30x34	2.383	6078350

INCH

pieces	No.	Contents	kg	Code
8	6-8 A	1/4x5/16 5/16x3/8 7/16x1/2 9/16x5/8 19/32x11/16 3/4x25/32 13/16x7/8 15/16x1"	1.174	6078270
12	6-12 A	1/4x5/16 5/16x3/8 3/8x7/16 7/16x1/2 1/2x9/16 9/16x5/8 19/32x11/16 5/8x3/4 3/4x7/8 25/32x13/16 15/16x1 1.1/16x1.1/8"	1.952	6078510

H 6
DOUBLE OPEN ENDED SPANNER SET

› H = set in robust plastic holder



H 6-8

pieces	No.	Contents	kg	Code
8	H 6-8	6x7 8x9 10x11 12x13 14x15 16x17 18x19 20x22	0.995	6079400
12	H 6-12	6x7 8x9 10x11 12x13 14x15 16x17 18x19 20x22 21x23 24x26 25x28 27x32	2.545	6079670
12	H 6-120	6x7 8x9 10x11 12x13 14x15 16x17 18x19 20x22 21x23 24x27 25x28 30x32	2.645	6079750

8 (MM)
DOUBLE ENDED MIDGET SPANNER
small

› With same size each end
› Jaws set at 15° and 75°
› GEDORE vanadium steel 31CrV3, heads finely polished, chrome-plated



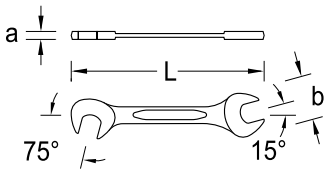

mm	L	a	b	kg	Code	No.
4.0	69.0	2.2	10.4	0.005	6093900	8 4
4.5	69.0	2.2	10.4	0.006	6094040	8 4,5
5.0	77.3	2.2	12.4	0.006	6094120	8 5
5.5	77.3	2.2	12.4	0.007	6094200	8 5,5
6.0	77.3	2.2	12.4	0.008	6094390	8 6
7.0	89.5	2.6	14.8	0.011	6094470	8 7
8.0	95.5	3.1	17.5	0.016	6094550	8 8
9.0	103.8	3.1	20.2	0.020	6094630	8 9
10.0	103.8	3.1	20.2	0.021	6094710	8 10
11.0	115.2	3.1	24.0	0.028	6094980	8 11
12.0	115.2	3.1	24.0	0.028	6095010	8 12
13.0	130.5	3.1	28.0	0.037	6095280	8 13
14.0	130.5	3.1	28.0	0.038	6095360	8 14

8-011
DOUBLE ENDED MIDGET SPANNER SET
11 pieces

› In plastic case



pieces	No.	Contents	kg	Code
11	8-011	4,5 5 5,5 6 7 8 9 10 11 12 13	0.280	1879146

8-0100
DOUBLE ENDED MIDGET SPANNER SET
10 pieces

› In blue plastic wallet



pieces	No.	Contents	kg	Code
10	8-0100	5 5,5 6 7 8 9 10 11 12 13	0.225	6099000

NO. 895 "BLACK DOUBLE OPEN ENDED SPANNERS" AND NO. 894 "BLACK SPANNERS"

- Carefully forged and professionally machined
- Jaw: ground precisely to exact nominal size for optimum contact areas
- Overloading indicated by deformation
- Secure grip thanks to profile shaft - very ergonomic and handy
- Jaw set at 15°
- GEDORE vanadium steel 31CrV3



894

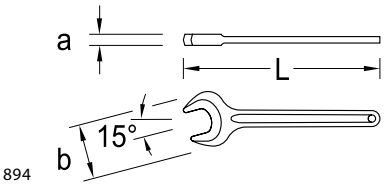

894



895

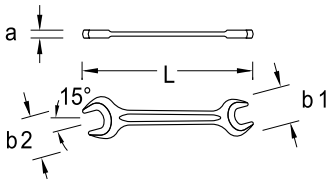

895

895 (MM)
DOUBLE OPEN ENDED SPANNER

- Acc. to DIN 895, ISO 3318, ISO 1085
- Manganese-phosphate finish up to 34x36 mm, steel-grey up from 36x41 mm and larger

* not standardised

mm		L	a	b_1	b_2	kg	Code	No.
6 x 7		96	3.2	15.0	17.0	0.014	6583830	895 6x7
7 x 8		107	3.7	17.0	19.0	0.020	6583910	895 7x8
8 x 9		108	3.7	19.0	20.5	0.023	6584130	895 8x9
8 x 10		114	4.2	19.0	22.0	0.026	6584210	895 8x10
9 x 11	*	122	5.0	20.5	24.5	0.033	6584640	895 9x11
10 x 11		124	5.0	22.0	24.5	0.034	6584720	895 10x11
10 x 12	*	128	5.0	22.0	26.5	0.037	6584800	895 10x12
10 x 13		128	5.0	22.0	28.5	0.037	6584990	895 10x13
11 x 13		140	5.5	24.5	28.5	0.049	6585100	895 11x13
12 x 13	*	140	5.5	26.5	28.5	0.053	6585370	895 12x13
12 x 14		140	5.5	26.5	30.0	0.051	6585450	895 12x14
13 x 14	*	140	5.5	28.5	30.0	0.051	6585530	895 13x14
13 x 15		154	5.5	28.5	32.0	0.065	6585610	895 13x15
14 x 15	*	154	5.5	30.0	32.0	0.054	6585880	895 14x15
13 x 17		158	6.0	28.5	36.0	0.072	6585960	895 13x17
14 x 17		158	6.0	30.0	36.0	0.076	6586180	895 14x17
16 x 17	*	158	6.0	33.0	36.0	0.072	6586260	895 16x17
17 x 19		171	7.0	36.0	40.0	0.098	6586340	895 17x19
18 x 19	*	171	7.0	38.0	40.0	0.105	6586500	895 18x19
17 x 22	*	192	8.0	36.0	46.0	0.128	6586420	895 17x22

mm		L	a	b_1	b_2	kg	Code	No.
19 x 22		195	8.0	40.0	46.0	0.141	6586690	895 19x22
19 x 24		207	9.0	40.0	50.0	0.175	6586770	895 19x24
22 x 24		221	9.0	46.0	50.0	0.191	6587070	895 22x24
22 x 27	*	233	9.8	46.0	56.0	0.228	6587150	895 22x27
24 x 27		246	9.8	50.0	56.0	0.250	6587230	895 24x27
24 x 30		269	10.8	50.0	62.0	0.334	6587580	895 24x30
27 x 30		275	10.8	56.0	62.0	0.354	6587660	895 27x30
27 x 32		275	11.8	56.0	66.0	0.404	6587740	895 27x32
30 x 32		278	11.8	62.0	66.0	0.411	6587820	895 30x32
30 x 36		306	12.8	62.0	74.0	0.478	6587900	895 30x36
32 x 36		310	12.8	66.0	74.0	0.489	6588040	895 32x36
34 x 36		320	13.3	70.0	74.0	0.582	6583080	895 34x36
36 x 41		347	13.8	74.0	84.0	0.693	6588120	895 36x41
41 x 46		383	14.8	84.0	94.0	0.917	6588200	895 41x46
46 x 50		420	15.8	94.0	102.0	1.227	6588390	895 46x50
50 x 55		463	16.8	102.0	112.0	1.457	6588470	895 50x55
55 x 60		504	17.7	112.0	122.0	1.881	6588550	895 55x60
65 x 70	*	580	19.7	132.0	142.0	2.730	6588630	895 65x70
75 x 80	*	665	21.7	152.0	162.0	4.070	6588710	895 75x80

894 (MM)
ADJUSTABLE SPANNER

› Acc. to DIN 894, ISO 3318
› Manganese-phosphate finish up to 38 mm, steel-grey up from 41 mm and larger
› Sizes 10 - 135 mm with hanging hole
* not standardised

mm		L	a	b	kg	Code	No.
6		73	3.2	15.5	0.010	6573600	894 6
7		78	3.2	17.0	0.010	6573790	894 7
8		94	3.5	19.0	0.015	6573870	894 8
9		100	4.0	20.0	0.017	6573950	894 9
10		106	4.5	22.0	0.022	6574090	894 10
11		112	5.0	24.5	0.029	6574170	894 11
12		124	5.0	26.5	0.035	6574250	894 12
13		132	5.5	28.5	0.039	6574330	894 13
14		140	5.5	30.0	0.044	6574410	894 14
15		145	5.5	32.0	0.046	6574680	894 15
16		155	5.5	33.0	0.056	6574760	894 16
17		159	6.0	36.0	0.060	6574840	894 17
18		165	6.2	38.0	0.067	6575220	894 18
19		170	7.0	40.0	0.081	6575060	894 19
22		193	8.0	46.0	0.113	6575300	894 22
24		217	9.0	50.0	0.154	6575570	894 24
25	*	217	9.0	52.0	0.142	6575650	894 25
27		239	9.8	56.0	0.199	6575810	894 27
30		263	10.8	62.0	0.249	6576380	894 30
32		275	11.8	66.0	0.374	6576540	894 32
34		290	12.3	70.0	0.365	6575730	894 34
36		305	12.8	74.0	0.392	6576700	894 36

mm		L	a	b	kg	Code	No.
38	*	305	12.8	74.0	0.406	6576890	894 38
41		344	13.8	84.0	0.568	6576970	894 41
46		380	14.8	94.0	0.704	6577000	894 46
50		413	15.8	102.0	0.956	6577190	894 50
55		459	16.8	112.0	1.125	6577270	894 55
60		494	17.7	122.0	1.439	6577350	894 60
65		528	18.7	132.0	1.686	6577430	894 65
70		572	19.7	142.0	2.111	6577510	894 70
75		610	20.7	152.0	2.782	6577780	894 75
80		645	21.7	162.0	2.905	6577860	894 80
85		690	23.0	173.0	3.895	6577940	894 85
90	*	690	23.0	173.0	3.720	6578080	894 90
95	*	847	25.0	195.0	6.335	6578160	894 95
100	*	847	25.0	195.0	6.125	6578240	894 100
105	*	1000	29.0	217.0	8.905	6578320	894 105
110	*	1000	29.0	217.0	8.650	6578400	894 110
115	*	1000	29.0	217.0	8.480	6578590	894 115
120	*	1000	29.0	220.0	8.260	6578670	894 120
125	*	1000	29.0	220.0	8.345	6576030	894 125
130	*	1000	29.0	225.0	8.230	6576110	894 130
135	*	1000	29.0	225.0	7.775	6576460	894 135

INCH

"AF	L	a	b	kg	Code	No.
1/4	73	3.2	15.5	0.009	6579210	894 1/4AF
5/16	94	3.5	19.0	0.013	6579560	894 5/16AF
3/8	100	4.0	20.0	0.014	6579720	894 3/8AF
7/16	112	5.0	24.5	0.026	6579990	894 7/16AF
1/2	132	5.5	26.5	0.040	6580060	894 1/2AF
9/16	140	5.5	30.0	0.047	6580140	894 9/16AF
5/8	155	5.5	33.0	0.053	6580300	894 5/8AF

"AF	L	a	b	kg	Code	No.
3/4	170	7.0	40.0	0.074	6580570	894 3/4AF
13/16	170	7.0	40.0	0.074	6580730	894 13/16AF
7/8	193	8.0	46.0	0.106	6580810	894 7/8AF
15/16	217	9.0	50.0	0.147	6581030	894 15/16AF
1	217	9.0	52.0	0.156	6581110	894 1AF
1.1/16	239	10.0	56.0	0.186	6581380	894 1.1/16AF
1.1/8	239	10.0	56.0	0.205	6581460	894 1.1/8AF

Open ended spanners

625 M
SPANNER SET MINI

11 pieces

› Sheet steel, hardened, bright nickel finish
› Contents: 8 open ended spanners, 1 contact file, 1 screwdriver, 1 feeler gauge 0.40 mm



Contents	kg	Code	No.
4 4,5 5 5,5 6 6,5 7 7,5	0.047	6524820	625 M

625 A
SPANNER SET MINI

11 pieces

› Sheet steel, hardened, bright nickel finish
› Contents: 8 open ended spanners, 1 contact file, 1 screwdriver, 1 feeler gauge 0.40 mm



Contents	kg	Code	No.
3/16 7/32 1/4 9/32 5/16 11/32 3/8 7/16"	0.053	6524900	625 A

60 CP
ADJUSTABLE SPANNER

open end, chrome-plated

› Acc. to ISO 6787
› Jaw set at 15°
› Swedish pattern, roller with left hand thread
› With scale
› Chrome-vanadium steel, chrome-plated, polished heads



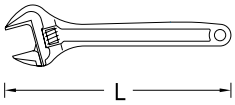

Size "	L	mm	"inch		kg	Code	No.
6	155	20	25/32	0-20	0.145	6380990	60 CP 6
8	205	25	1	0-25	0.270	6381020	60 CP 8
10	255	30	1.3/16	0-30	0.420	6381100	60 CP 10
12	305	36	1.7/16	0-36	0.785	6381290	60 CP 12

60 P
ADJUSTABLE SPANNER

open end, phosphated

› ISO 6787, jaw set at 15°
› Swedish pattern, roller with left hand thread
› With scale
› Chrome-vanadium steel
› Phosphate finish, polished heads



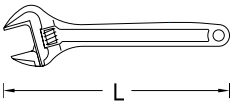

Size "	L	mm	"inch		kg	Code	No.
6	155	20	25/32	0-20	0.145	6380560	60 P 6
8	205	25	1	0-25	0.295	6380640	60 P 8
10	255	30	1.3/16	0-30	0.430	6380720	60 P 10
12	305	36	1.7/16	0-36	0.705	6380800	60 P 12

62 P
ADJUSTABLE SPANNER
open end, phosphated

- Sturdy industrial design
- Sizes 6" - 18" = ISO 6787, jaw set at 15°
- Size 24" = ISO 6787, jaw set at 22,5°
- Swedish pattern, roller with left hand thread
- GEDORE vanadium steel 31CrV3
- Phosphate finish, polished heads



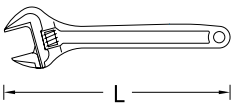

Size "	L	mm	"inch		kg	Code	No.
6	150	20	25/32	–	0.155	2669072	62 P 6
8	200	25	1	–	0.250	2669080	62 P 8
10	250	30	1.3/16	–	0.460	2669099	62 P 10
12	300	36	1.7/16	–	0.700	2669102	62 P 12
15	380	43	1.11/16	–	1.060	6368430	62 P 15
18	455	53	2.1/16	–	1.715	6368510	62 P 18
24	610	63	2.1/2	–	3.555	6360880	62 P 24

60 S
ADJUSTABLE WRENCH
open end

- Acc. to ISO 6787, jaw set at 15°
- Swedish pattern, roller with left-hand thread
- With scale
- The protected mechanism and additional striking face allow light blows to be applied without impairing the function of the wrench
- Comfort 2-component handle (versions JC and JP) for fatigue-free working
- Grip recess ensures secure hold - even with greasy hands
- Hanging hole
- Chrome-vanadium steel
- Version C nickel and chrome-plated, head ground
- Version P manganese phosphated, head ground
- Version JP and JC complete with plastic handle



60 S 8 P


60 S 8 JP


60 S 8 C


60 S 8 JC

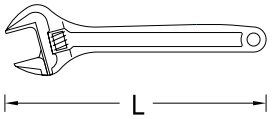

Size "	⊢ mm ⊣	mm		kg	Code	No.
6	153.0	20	0-20	0.160	2668815	60 S 6 P
8	206.5	25	0-25	0.340	1966294	60 S 8 P
10	254.5	30	0-30	0.251	2171023	60 S 10 P
12	305.0	36	0-36	0.780	2668874	60 S 12 P
6	153.0	20	0-20	0.180	2668823	60 S 6 JP
8	206.5	25	0-25	0.360	1966308	60 S 8 JP
10	254.5	30	0-30	0.500	2171015	60 S 10 JP
12	305.0	36	0-36	0.860	2668882	60 S 12 JP

Size "	⊢ mm ⊣	mm		kg	Code	No.
6	153.0	20	0-20	0.180	2668831	60 S 6 C
8	206.5	25	0-25	0.340	1966316	60 S 8 C
10	254.5	30	0-30	0.480	2170973	60 S 10 C
12	305.0	36	0-36	0.780	2668890	60 S 12 C
6	153.0	20	0-20	0.180	2668858	60 S 6 JC
8	206.5	25	0-25	0.360	1966324	60 S 8 JC
10	254.5	30	0-30	0.500	2171007	60 S 10 JC
12	305.0	36	0-36	0.860	2668904	60 S 12 JC

Deep Ring Spanners

NO. 2 A – "STRONG"

- Heavy-duty pattern for highest torques
- GEDORE vanadium steel 31CrV3, chrome-plated
- **Special sizes available on request**
- Optional accessories: No. 2 AR extension tube for extending the lever arm





No. 2A + 2 AR

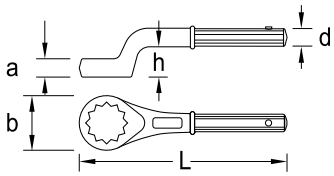

2 A
SINGLE ENDED RING SPANNER
offset

mm	L		a	b	d	h	2 AR	kg	Code	No.
24	180	UD	17.4	38.0	18.3	29.0	0	0.389	6033840	2 A 24
27	190		17.4	41.5	18.3	31.5	0	0.430	6033920	2 A 27
30	200		18.4	47.0	18.3	33.0	0	0.514	6034060	2 A 30
32	235		18.4	50.0	21.3	34.0	1	0.732	6034140	2 A 32
34	235		18.4	50.0	21.3	34.0	1	0.748	6030150	2 A 34
36	245		20.0	55.0	21.3	35.0	1	0.796	6034220	2 A 36
41	265		22.0	61.5	21.3	39.0	1	0.934	6034300	2 A 41
46	280		23.0	68.5	24.1	40.0	2	1.220	6034490	2 A 46
50	290		25.5	75.0	24.1	42.0	2	1.388	6034570	2 A 50

mm	L		a	b	d	h	2 AR	kg	Code	No.
55	300		28.0	80.0	24.1	45.0	2	1.492	6034650	2 A 55
60	345		30.5	89.0	29.1	49.0	3	2.283	6034730	2 A 60
65	355		33.0	97.0	29.1	53.0	3	2.535	6034810	2 A 65
70	365		35.5	104.0	29.1	55.0	3	2.736	6035030	2 A 70
75	375		38.0	109.0	29.1	57.5	3	2.982	6035110	2 A 75
80	385		40.5	124.0	29.1	59.0	3	3.770	6035380	2 A 80
85	385		40.5	124.0	29.1	59.0	3	3.605	6035460	2 A 85
90	410		45.0	140.0	29.1	63.0	3	4.850	6035540	2 A 90
95	410		45.0	140.0	29.1	63.0	3	4.540	6035620	2 A 95

2 ATM
SINGLE ENDED RING SPANNER SET
19 pieces

- Heavy-duty pattern for highest torques
- GEDORE vanadium steel 31CrV3, chrome-plated



Contents	kg	Code	No.
2 A 24 27 30 32 36 41 46 50 55 60 65 70 75 80 85 2 AR 0 1 2 3	65.0	6049250	2 ATM

2 ATM
SINGLE ENDED RING SPANNER SET
19 pieces

- Heavy-duty pattern for highest torques
- GEDORE vanadium steel 31CrV3, chrome-plated



Contents	kg	Code	No.
2 A 24 27 30 32 36 41 46 50 55 60 65 70 75 80 85 2 AR 0 1 2 3	65.0	6049250	2 ATM

Slogging Spanners

POWERFUL

› Top-grade industrial quality for the hardest of continuous use
› For very heavy-duty work
› **Special sizes available on request up to size 250 mm**



306 (MM) / 306 (AF)
RING SLOGGING SPANNER

› Acc. to DIN 7444
› Up to length 435 mm chrome-vanadium steel 31CrV3, above 480 mm from C35
* not standardised

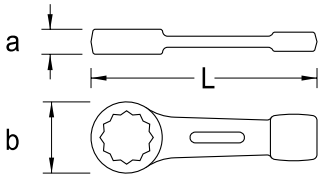

mm			L	a	b	kg	Code	No.
22	*	UD	165	15.0	43.0	0.220	1344331	306 22
24	*	UD	160	15.0	42.5	0.262	6475000	306 24
27			180	15.5	47.0	0.328	6475190	306 27
30			190	16.5	51.5	0.393	6475270	306 30
32			195	16.5	53.0	0.428	6475350	306 32
34			195	16.5	53.0	0.401	6481670	306 34
36			205	19.5	60.0	0.674	6475430	306 36
38	*		205	19.5	60.0	0.635	6474460	306 38
41			225	20.5	66.0	0.790	6475510	306 41
46			240	22.5	75.0	0.999	6475780	306 46
50			250	23.5	80.0	1.093	6475860	306 50
55			270	25.0	87.5	1.452	6475940	306 55
60			270	26.0	93.5	1.577	6476080	306 60
65		12pt	290	29.0	101.0	2.580	6476160	306 65
70			320	32.5	109.5	2.580	6476240	306 70
75			325	34.0	114.5	3.010	6476320	306 75

mm		L	a	b	kg	Code	No.
80		345	35.0	123.0	3.515	6476400	306 80
85		360	37.0	129.0	3.895	6476590	306 85
90		400	41.5	152.0	6.370	6476670	306 90
95		400	41.5	152.0	6.285	6476750	306 95
100		400	41.5	152.0	6.030	6476830	306 100
105		435	47.5	172.0	8.660	6476910	306 105
110		435	47.5	172.0	8.440	6477050	306 110
115		435	47.5	172.0	8.160	6477130	306 115
120		480	54.0	182.0	9.855	6477210	306 120
125	*	480	54.0	182.0	9.665	6477480	306 125
130		520	58.0	202.0	12.295	6477560	306 130
135		520	58.0	202.0	11.790	6477640	306 135

INCH

"AF		L	a	b	kg	Code	No.
1	UD	160	15.0	42.5	0.262	6474540	306 1AF
1.1/16		180	15.5	47.0	0.325	6474620	306 1.1/16AF
1.1/8		180	15.5	47.0	0.315	6474700	306 1.1/8AF
1.3/16		190	16.5	51.5	0.389	6474890	306 1.3/16AF
1.1/4		190	16.5	51.5	0.386	6474970	306 1.1/4AF
1.5/16		195	16.5	53.0	0.415	6478530	306 1.5/16AF
1.3/8	12pt	195	16.5	53.0	0.409	6478610	306 1.3/8AF
1.7/16		205	19.5	60.0	0.660	6478880	306 1.7/16AF
1.1/2		205	19.5	60.0	0.641	6478960	306 1.1/2AF
1.5/8		225	20.5	66.0	0.820	6479180	306 1.5/8AF
1.11/16		225	20.5	66.0	0.766	6479260	306 1.11/16AF
1.3/4		225	20.5	66.0	0.770	6479340	306 1.3/4AF
1.13/16		240	22.5	75.0	0.982	6479420	306 1.13/16AF
1.7/8		240	22.5	75.0	0.985	6479500	306 1.7/8AF

"AF	L	a	b	kg	Code	No.
2	250	23.5	80.0	1.090	6479690	306 2AF
2.1/16	250	23.5	80.0	1.079	6479770	306 2.1/16AF
2.1/8	250	23.5	80.0	1.039	6479850	306 2.1/8AF
2.3/16	270	25.0	87.5	1.431	6479930	306 2.3/16AF
2.1/4	270	25.0	87.5	1.397	6480000	306 2.1/4AF
2.3/8	270	26.0	93.5	1.616	6480190	306 2.3/8AF
2.7/16	270	26.0	93.5	1.531	6480270	306 2.7/16AF
2.9/16	290	29.0	101.0	2.076	6480350	306 2.9/16AF
2.5/8	290	29.0	101.0	2.035	6480430	306 2.5/8AF
2.3/4	320	32.5	109.5	2.545	6480510	306 2.3/4AF
3	325	34.0	114.5	3.005	6480780	306 3AF

306 G
RING SLOGGING SPANNER DEEP OFFSET

- For very heavy-duty work
- To use with club hammer or pneumatic hammer for tightening or loosening
- Hot forged, sandblasted



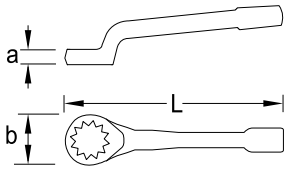

mm	L	a	b	kg	Code	No.
27	270	25	51	1.098	1415875	306 G 27
30	270	25	51	1.080	1415913	306 G 30
32	270	25	51	1.061	1415972	306 G 32
36	310	30	67	2.010	1416014	306 G 36
41	310	30	67	1.842	1416057	306 G 41
46	340	35	79	2.950	1416111	306 G 46
50	360	40	94	4.410	1416197	306 G 50
55	360	40	94	4.155	1416227	306 G 55

mm	L	a	b	kg	Code	No.
60	380	45	108	5.690	1416308	306 G 60
65	380	45	108	5.490	1416332	306 G 65
70	406	50	126	7.455	1416405	306 G 70
75	406	50	126	7.165	1416456	306 G 75
80	406	50	126	6.970	1416480	306 G 80
85	459	57	151	10.630	1416537	306 G 85
90	459	57	151	10.480	1416553	306 G 90
95	459	57	151	9.830	1416588	306 G 95

133
OPEN ENDED SLOGGING SPANNER

- For very heavy-duty work
- Acc. to DIN 133
- Up to length 500 mm chrome-vanadium steel 31CrV3, above 525 mm material C35
- Special sizes available on request

* not standardised



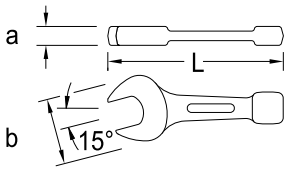

mm		L	a	b	kg	Code	No.
27		181	16.3	56.0	0.385	6410570	133 27
30		188	16.7	62.0	0.451	6400260	133 30
32		196	17.2	66.0	0.552	6400340	133 32
34		196	17.2	66.0	0.559	6411030	133 34
36		211	18.2	76.0	0.709	6400420	133 36
41		227	19.2	88.0	1.000	6400500	133 41
46		256	19.7	98.0	1.258	6400690	133 46
50		281	21.2	106.5	1.609	6400770	133 50
55		310	23.6	117.0	2.131	6400850	133 55
60		321	24.1	128.0	2.484	6400930	133 60
65		351	27.6	139.0	3.340	6401070	133 65
70		370	29.6	150.0	4.325	6401150	133 70

mm		L	a	b	kg	Code	No.
75		390	31.0	161.5	5.110	6401230	133 75
80		406	34.0	172.5	6.020	6401310	133 80
85		406	34.0	172.5	5.770	6401580	133 85
90		456	38.4	194.0	8.905	6401660	133 90
95		456	38.4	194.0	8.985	6401740	133 95
100		500	46.3	225.5	13.315	6401820	133 100
105		500	46.3	225.5	13.220	6401900	133 105
110		500	46.3	225.5	13.045	6402040	133 110
115		525	54.2	245.5	17.660	6402120	133 115
120		525	54.2	245.5	17.610	6402200	133 120
125	*	545	50.0	255.0	16.760	6402390	133 125
130		575	55.0	275.0	19.030	6402470	133 130

308
DEEP RING SPANNER
straight pattern

- Acc. to DIN 3111
- Especially suited as counter-tool for screw connections
- In heat-treated steel as per EN 10083, steel-grey
- Further sizes available on request

* not standardised



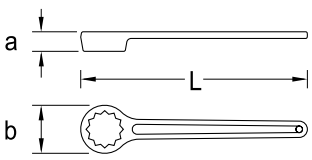

mm		L	a	b	kg	Code	No.
32		265	19.0	49.0	0.358	6481750	308 32
36	*	295	22.0	56.0	0.473	6481830	308 36
41		330	25.0	63.5	0.717	6481910	308 41
46		365	27.0	70.5	0.925	6482050	308 46

mm		L	a	b	kg	Code	No.
50		400	28.0	77.0	1.230	6482130	308 50
55		442	29.5	83.5	1.626	6482210	308 55
60		475	30.0	89.5	1.792	6482480	308 60
65	*	510	32.0	97.0	2.208	6482560	308 65

Crowfoot Spanners

SPECIAL

› Opening at right angle to shaft for maximum accessibility
› GEDORE vanadium steel 31CrV3, chrome-plated



3114



DS 3114

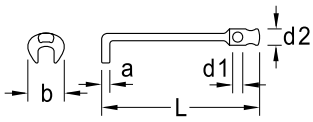

3114 / DS 3114
CROWFOOT SPANNERS

› No. 3114 = Delivery without tommy bar

mm	L	a	b	d_1	d_2	26 D	kg	Code	No.
13	160	5.5	28.0	8.5	13.8	8	0.095	6670050	3114 13
14	160	5.5	28.0	8.5	13.8	8	0.093	6670130	3114 14
16	200	6.0	33.0	10.5	16.8	10	0.160	6676920	3114 16
17	200	6.0	33.0	10.5	16.8	10	0.169	6670210	3114 17
18	200	7.0	37.0	12.5	19.6	12	0.216	6677060	3114 18
19	200	7.0	37.0	12.5	19.6	12	0.224	6670480	3114 19
21	200	8.0	42.0	12.5	19.6	12	0.272	6677140	3114 21

mm	L	a	b	d_1	d_2	26 D	kg	Code	No.
22	200	8.0	42.0	12.5	19.6	12	0.265	6670560	3114 22
24	250	9.0	46.0	14.5	23.6	14	0.419	6670640	3114 24
27	250	10.0	52.0	14.5	23.6	14	0.519	6670720	3114 27
30	250	11.0	57.0	16.5	27.6	16	0.633	6670800	3114 30
32	250	11.8	61.0	16.5	27.6	16	0.712	6670990	3114 32
36	315	12.8	68.0	19.0	31.5	18	1.034	6671020	3114 36

› No. DS 3114 = Delivery with tommy bar 26 D

mm	L	a	b	d_1	d_2	26 D	kg	Code	No.
13	160	5.5	28.0	8.5	13.8	8	0.168	6672180	DS 3114 13
14	160	5.5	28.0	8.5	13.8	8	0.168	6672260	DS 3114 14
16	200	6.0	33.0	10.5	16.8	10	0.280	6677220	DS 3114 16
17	200	6.0	33.0	10.5	16.8	10	0.286	6672340	DS 3114 17
18	200	7.0	37.0	12.5	19.6	12	0.436	6677300	DS 3114 18
19	200	7.0	37.0	12.5	19.6	12	0.440	6672420	DS 3114 19
21	200	8.0	42.0	12.5	19.6	12	0.482	6677490	DS 3114 21
22	200	8.0	42.0	12.5	19.6	12	0.486	6672500	DS 3114 22

mm	L	a	b	d_1	d_2	26 D	kg	Code	No.
24	250	9.0	46.0	14.5	23.6	14	0.798	6672690	DS 3114 24
27	250	10.0	52.0	14.5	23.6	14	0.902	6672770	DS 3114 27
30	250	11.0	57.0	16.5	27.6	16	1.256	6672850	DS 3114 30
32	250	11.8	61.0	16.5	27.6	16	1.324	6672930	DS 3114 32
36	315	12.8	68.0	19.0	31.5	18	2.016	6673070	DS 3114 36

26 D
TOMMY BAR



› Acc. to DIN 900 Form A
› GEDORE vanadium steel 31CrV3, chrome-plated up to Ø 20 mm

Ø	⟷ mm ⟷	kg	Code	No.
6	157	0.040	6208580	26 D 6
8	177	0.073	6208740	26 D 8
10	197	0.127	6208820	26 D 10
12	246	0.228	6208900	26 D 12

Ø	⟷ mm ⟷	kg	Code	No.
14	316	0.386	6209040	26 D 14
16	396	0.634	6209120	26 D 16
18	495	0.995	6209200	26 D 18
20	625	1.555	6209390	26 D 20

Swivel Head Wrenches

534
COMBINATION SWIVEL HEAD WRENCH

- Slim pattern, with free moving socket wrench
- With hole for tommy bars 26 D and 26 RS (please order separately)
- GEDORE vanadium steel 31CrV3, heads polished, chrome-plated



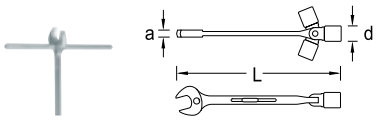

mm	L	a	d	26 D	26 RS	kg	Code	No.
10	179	4.7	15.5	–	1	0.071	6512060	534 10
11	189	5.0	16.7	–	1	0.087	6512140	534 11
12	198	5.3	18.0	–	1	0.115	6512220	534 12
13	208	6.0	19.2	–	1	0.140	6512300	534 13
14	218	6.3	20.5	6	1	0.151	6512490	534 14
15	231	6.7	21.7	6	1	0.169	6512570	534 15
16	244	7.0	22.9	6	1	0.222	6512650	534 16
17	255	7.5	24.2	8	2	0.237	6512730	534 17
18	269	7.7	25.5	8	2	0.273	6513030	534 18
19	283	8.0	26.7	8	2	0.304	6512810	534 19

34
SWIVEL HEAD WRENCH DOUBLE ENDED

- Thin walled heads, UD profile
- Swivels through a wide radius
- Shaft with holes for tommy bars 26 D and 26 RS (please order separately)
- GEDORE vanadium steel 31CrV3, heads polished, chrome-plated



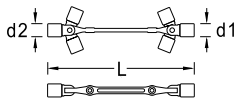

mm	L	d_1	d_2	26 D	26 RS	kg	Code	No.
6 x 7	190	10.2	11.5	6	1	0.089	6301520	34 6x7
8 x 9	200	13.0	14.2	6	1	0.098	6299010	34 8x9
10 x 11	205	15.5	16.7	6	1	0.110	6299280	34 10x11
12 x 13	240	18.0	19.2	8	2	0.204	6299360	34 12x13
13 x 17	275	19.2	24.2	10	2	0.318	6299600	34 13x17
14 x 15	245	20.5	21.7	8	2	0.216	6299520	34 14x15
16 x 17	280	22.9	24.2	10	2	0.334	6299870	34 16x17
17 x 19	315	24.2	26.7	12	3	0.411	6299950	34 17x19
18 x 19	315	25.5	26.7	12	3	0.418	6300040	34 18x19
20 x 22	350	28.0	30.5	12	3	0.604	6300120	34 20x22
21 x 23	350	29.2	31.7	12	3	0.633	6300200	34 21x23
24 x 27	410	33.0	36.7	14	3	0.913	6300390	34 24x27
30 x 32	470	40.5	43.0	14	3	1.361	6300470	34 30x32

IN 34
SWIVEL HEAD WRENCH DOUBLE ENDED
for in-hex screws

- Shaft with holes for tommy bars 26 D and 26 RS (please order separately)
- Swivel through a wide radius
- Sockets in GEDORE chrome-molybdenum steel 42CrMo4, phosphated, shaft chrome-plated



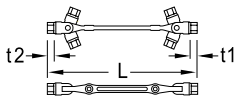

mm	L	t_1	t_2	26 D	26 RS	kg	Code	No.
3 x 4	198	4.0	5	6	1	0.101	6302250	IN 34 3x4
5 x 6	202	5.0	6	6	1	0.107	6302330	IN 34 5x6
8 x 10	235	8.0	10	8	2	0.199	6302410	IN 34 8x10
12 x 14	270	10.0	12	10	2	0.336	6302680	IN 34 12x14
17 x 19	295	14.0	16	12	3	0.411	6302760	IN 34 17x19

1500 ES-534 ›99



1500 CT1-534 ›107



Socket Wrenches

25
SOCKET WRENCHES
offset

› Solid pattern with extra deep socket for protruding bolts
› GEDORE vanadium steel 31CrV3, chrome-plated
› With dome for pointed screw heads



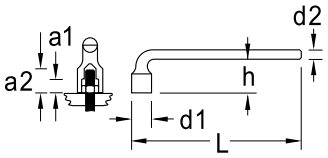

mm	L	a_1	a_2	d_1	d_2	h	kg	Code	No.
10	160	9.6	16.5	15,0	10	32	0.120	6188290	25 10
13	200	12.7	23.0	19,0	12	41	0.220	6188530	25 13
17	250	12.0	26.0	25,0	14	49	0.373	6188880	25 17
19	280	15.4	29.0	27,5	16	56	0.539	6188960	25 19
22	315	16.4	32.5	32,0	18	64	0.797	6189180	25 22
24	345	19.5	37.1	34,5	20	71	1.055	6189260	25 24
27	380	21.4	37.5	38,5	20	74	1.179	6189340	25 27
30	420	22.3	41.3	42,0	22	84	1.536	6189420	25 30
36	500	27.3	47.1	50,0	26	97	2.523	6189690	25 36

25 V
SOCKET WRENCHES
offset

› Solid pattern with extra deep socket for protruding bolts
› GEDORE vanadium steel 31CrV3, chrome-plated



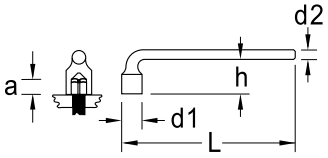

mm	L	a	d_1	d_2	h	kg	Code	No.
8	150	11.0	15,0	10	32.0	0.116	6194770	25 V 8
9	160	11.0	16,5	10	35.0	0.126	6194850	25 V 9
10	175	12.0	19,0	12	37.5	0.203	6194930	25 V 10
12	215	14.5	22,0	14	44.0	0.335	6195150	25 V 12
13	230	20.5	23,5	14	47.0	0.357	6195230	25 V 13
14	240	21.5	25,0	14	49.0	0.378	6195310	25 V 14
17	280	26.5	30,0	18	62.0	0.718	6195580	25 V 17

25 PK
DOUBLE ENDED SOCKET WRENCH
offset with hole

- Solid pattern with two hexagon heads
- Deep bores above the hexagon heads to take long studs
- Through-hole on the angled side to take a tommy bar (e.g. 26 D, please order separately)
- Chrome-plated



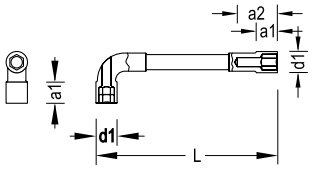

mm	L	a_1	a_2	d_1	26 D	kg	Code	No.
6	105	9	26.5	13,0		0.080	1616323	25 PK 6
7	107	9	26.5	14,0		0.081	1616331	25 PK 7
8	112	10	26.5	14,0		0.091	1616358	25 PK 8
9	120	10	26.5	14,0		0.099	1436805	25 PK 9
10	130	10	23.0	15,5	6	0.116	1436813	25 PK 10
11	136	10	23.0	16,5	6	0.122	1436821	25 PK 11
12	145	10	37.0	18,5	6	0.166	1436848	25 PK 12
13	152	11	35.0	20,0	8	0.192	1436856	25 PK 13
14	160	12	38.0	21,0	8	0.216	1436864	25 PK 14
15	170	13	38.0	22,5	8	0.239	1616366	25 PK 15
16	178	15	34.0	24,0	8	0.275	1436872	25 PK 16

mm	L	a_1	a_2	d_1	26 D	kg	Code	No.
17	187	15	35.0	25,5	8	0.305	1436899	25 PK 17
18	195	18	39.0	26,5	10	0.385	1436902	25 PK 18
19	205	17	38.0	28,0	12	0.440	1436910	25 PK 19
21	225	18	47.0	32,0	12	0.620	1436929	25 PK 21
22	225	18	47.0	32,0	12	0.632	1436937	25 PK 22
24	248	22	37.0	35,5	12	0.814	1436945	25 PK 24
27	280	26	60.0	38,0	16	1.088	1436953	25 PK 27
30	310	27	64.0	42,0	18	1.500	1436961	25 PK 30
32	330	30	63.0	45,0	20	1.475	1436988	25 PK 32
34	340	32	67.0	47,0	20	1.580	1436996	25 PK 34
36	355	33	74.0	50,0	20	2.052	1437003	25 PK 36

26 D ›144



2005 CT2-25PK ›114



25 PK-012
DOUBLE ENDED SOCKET WRENCH SET
12 pieces

- Solid pattern with two hexagon heads
- Deep bores above the hexagon heads to take long studs
- Through-hole on the angled side to take a tommy bar
- Chrome-plated

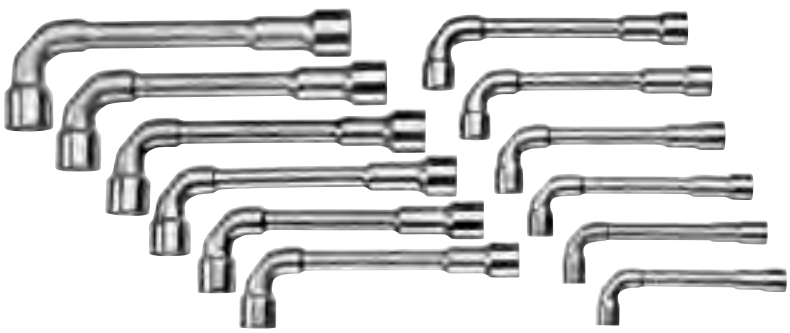

Contents	kg	Code	No.
8 9 10 11 12 13 14 15 16 17 18 19	2.578	1527312	25 PK-012

Tubular box spanners

626
TUBULAR BOX SPANNER

heavy-duty pattern



- Similar to DIN 896, Form A, ISO 2236, ISO 1085
- With hexagon shaft and holes for turning, either with a spanner or a tommy bar (626 S / 26 RS-626 S, see table, please order separately)
- Sizes 6x7 and 8x9 mm with no hole
- GEDORE vanadium steel 31CrV3, chrome-plated

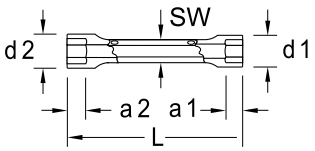

○ mm	L	a_1	a_2	d_1	d_2	⬢ mm	26 RS-626 S	kg	Code	No.
6 x 7	105	6.0	7.0	9.5	10.5	8	626 S 1	0.037	6525120	626 6x7
8 x 9	110	7.0	8.0	12.0	13.0	9	626 S 1	0.052	6525200	626 8x9
10 x 11	120	9.0	9.5	14.5	16.0	11	626 S 1	0.072	6525390	626 10x11
12 x 13	140	10.5	11.0	17.0	18.5	13	626 S 1	0.117	6525470	626 12x13
13 x 17	155	11.0	14.0	18.5	23.0	15	626 S 2	0.160	6520750	626 13x17
14 x 15	145	11.5	13.0	19.5	21.0	14	626 S 1	0.145	6525710	626 14x15
16 x 17	155	13.0	14.0	22.0	23.0	16	626 S 2	0.189	6526280	626 16x17
17 x 19	165	14.0	17.5	23.0	26.0	18	626 S 2	0.233	6526360	626 17x19
18 x 19	165	15.0	17.5	24.5	26.0	18	626 S 2	0.242	6526440	626 18x19
19 x 22	175	17.5	18.5	26.0	30.0	19	626 S 2	0.288	6526520	626 19x22
20 x 22	175	17.5	18.5	27.5	30.0	19	626 S 2	0.306	6526600	626 20x22
24 x 26	195	21.5	23.5	32.5	34.5	24	26 RS-626 S-3	0.452	6526870	626 24x26
24 x 27	195	21.5	23.5	32.5	36.0	24	26 RS-626 S-3	0.493	6526950	626 24x27
30 x 32	210	25.0	29.0	39.5	42.5	30	26 RS-626 S-3	0.725	6527170	626 30x32
32 x 36	225	29.0	30.5	42.5	48.0	32	26 RS-626 S-3	0.898	6527250	626 32x36

626 S
STEPPED TOMMY BAR



626 S 1

- GEDORE vanadium steel 31CrV3, chrome-plated, tempered

$Ø_1$	$Ø_2$	$Ø_3$	$Ø_4$	$Ø_5$	⟷ mm ⟷	kg	Code	No.
3,7	4,7	5.2	7.0		190	0.050	6528060	626 S 1
6,7	7,7	8.7	9.7	11.0	240	0.159	6528140	626 S 2
11,7	13,7	16.0			310	0.492	6528220	26 RS-626 S-3

KD 626
TUBULAR BOX SPANNER SET

with tommy bars

- Similar to DIN 896, Form A, ISO 2236, ISO 1085
- With hexagon shaft and holes for turning, either with a spanner or a tommy bar (626 S / 26 RS-626 S)
- Sizes 6x7 and 8x9 with no hole
- GEDORE vanadium steel 31CrV3, chrome-plated



pieces	Contents	kg	Code	No.
8	626 6x7 8x9 10x11 12x13 14x15 16x17 18x19 20x22 626 S 1 2	1.434	6528730	KD 626-8
10	626 6x7 8x9 10x11 12x13 14x15 16x17 18x19 20x22 24x27 30x32 626 S 1 2 26 RS-626 S-3	3.080	2803550	KD 626-10

26 R
TUBULAR BOX SPANNER

› Acc. to DIN 896 Form B, ISO 2236, ISO 1085
› Hollow shaft, in tubular steel, DIN 2391 seamless, hardened, made from material C35, chrome-plated
› With hole for tommy bars 26 D and 26 RS (please order separately)
* not standardised



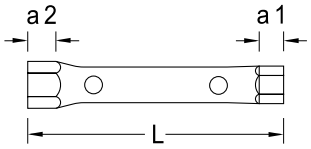

mm		L	a_1	a_2	26 D	26 RS	kg	Code	No.
5,5 x 7	*	105	5.0	6.0	6	1	0.036	6222810	26 R 5,5x7
6 x 7		105	5.0	6.0	6	1	0.035	6210050	26 R 6x7
8 x 9		105	6.0	7.0	6	1	0.041	6210210	26 R 8x9
8 x 10		120	6.0	7.5	6	1	0.049	6210480	26 R 8x10
9 x 10	*	120	7.0	7.5	6	1	0.050	6210560	26 R 9x10
10 x 11		120	7.5	8.0	6	1	0.055	6210640	26 R 10x11
10 x 13		140	7.5	9.5	8	2	0.072	6210720	26 R 10x13
11 x 13		140	8.0	9.5	8	2	0.074	6210800	26 R 11x13
12 x 13		140	9.0	9.5	8	2	0.073	6210990	26 R 12x13
12 x 14		140	9.0	10.0	8	2	0.083	6211020	26 R 12x14
13 x 14	*	140	9.5	10.0	8	2	0.083	6211100	26 R 13x14
13 x 15	*	140	9.5	11.0	8	2	0.089	6211290	26 R 13x15
14 x 15		140	10.0	11.0	8	2	0.088	6211370	26 R 14x15
13 x 17		150	9.5	12.0	10	2	0.139	6211450	26 R 13x17
14 x 17		150	10.0	12.0	10	2	0.140	6211530	26 R 14x17
16 x 17		150	11.0	12.0	10	2	0.139	6211610	26 R 16x17
16 x 18		150	11.0	13.0	10	2	0.152	6223030	26 R 16x18
17 x 19		155	12.0	15.0	12	3	0.161	6211880	26 R 17x19

mm	L	a_1	a_2	26 D	26 RS	kg	Code	No.
18 x 19	155	13.0	15.0	12	3	0.161	6211960	26 R 18x19
19 x 22	165	15.0	16.0	12	3	0.261	6212180	26 R 19x22
20 x 22	165	15.0	16.0	12	3	0.264	6212260	26 R 20x22
21 x 23	165	15.0	17.0	14	3	0.291	6212340	26 R 21x23
22 x 24	180	16.0	19.0	14	3	0.291	6212420	26 R 22x24
24 x 26	180	19.0	21.0	14	3	0.314	6212500	26 R 24x26
24 x 27	180	19.0	21.0	14	3	0.319	6212690	26 R 24x27
25 x 28	195	19.0	21.0	16	3	0.365	6212770	26 R 25x28
27 x 30	195	21.0	22.0	16	3	0.386	6212850	26 R 27x30
27 x 32	195	21.0	26.0	16	3	0.415	6212930	26 R 27x32
30 x 32	195	22.0	26.0	16	3	0.409	6213070	26 R 30x32
30 x 36	215	22.0	27.0	18	-	0.528	6213150	26 R 30x36
32 x 36	215	26.0	27.0	18	-	0.535	6213230	26 R 32x36
36 x 41	215	27.0	30.0	18	-	0.678	6213310	26 R 36x41
41 x 46	235	30.0	33.0	20	-	0.823	6213580	26 R 41x46
46 x 50	235	33.0	35.0	20	-	0.869	6213660	26 R 46x50
50 x 55	235	35.0	38.0	20	-	1.126	6213740	26 R 50x55

26 RS
STEPPED TOMMY BAR

› GEDORE vanadium steel 31CrV3, chrome-plated, fully hardened



$Ø_1$	$Ø_2$	$Ø_3$	⟷ mm ⟷	kg	Code	No.
5,0	6,0		190	0.045	6219350	26 RS 1
8,0	10,0		240	0.149	6219430	26 RS 2
11,7	13,7	16.0	310	0.492	6528220	26 RS-626 S-3

KD 26 R
TUBULAR BOX SPANNER SET
with tommy bars

› Hollow shaft, in tubular steel, DIN 2391 seamless, hardened, made from material C35, chrome-plated



pieces	Contents	kg	Code	No.
8	26 R 6x7 8x9 10x11 12x13 14x15 16x17 18x19 20x22 26 RS 1 2 3	1.564	6218540	KD 26 R-8
12	26 R 6x7 8x9 10x11 12x13 14x15 16x17 18x19 20x22 21x23 24x27 25x28 30x32 26 RS 1 2 3	2.895	6218890	KD 26 R-120

Multi fitting keys

45 P
PROFI-KEY UNIVERSAL

- Key for opening and closing of technical shut-off systems e.g. air-conditioning, revision systems
- For the outdoor areas - locking of bins or waste containers, and street lamp lids etc.
- With bit insert: slotted head 1.0 x 7 mm and cross-head PH 2 with adapter for 1/4" bits on securing chain
- 5 mm square for radiator valves
- Stepped key with 6, 7, 8, 9 mm square
- Female square 5, 6, 7-8 mm
- Female three-square 9 mm
- Dimensions: 90 x 62 mm
- Zinc die-casting



Measurements	kg	Code	No.
90 x 62	0.080	2190117	45 P

45 S
MULTI FITTING MASTER KEY UNIT

- Key for opening and closing of master cabinets, switch panels, technical shut-off systems e.g. air-conditioning, revision systems
- For the outdoor areas - locking of bins or waste containers, and street lamp lids etc.
- Supplied with bit insert: slotted head 1.0 x 7 mm and cross-head PH 2 with adapter for 1/4" bits on securing chain
- 5 mm square for radiator valves
- Female square 5, 6, 7-8 mm
- Female three-square 9 mm
- Two-way-key 3-5 mm
- Dimensions: 72 x 72 mm
- Zinc die-casting



Measurements	kg	Code	No.
72 x 72	0.080	2190125	45 S

45 U
MULTI FITTING KEY UNIVERSAL

- For all usual technical shut-off systems
- 1 tool for 9 applications
- 8 different master cabinet shut-off systems and 5 mm square for radiator valves
- Flat construction due to space-saving swivel mechanism
- Square locking: 5, 6, 7-8, 9-10 mm
- Three-edged locking: 7, 8-9, 10-11 mm
- Two-way-key 3-5 mm and half-moon locking 6 mm
- Securing chain with snap-hook
- Dimensions: 95 x 95 mm
- Zinc die-casting



Measurements	kg	Code	No.
95 x 95	0.204	2294826	45 U

45 E
MULTI FITTING KEY ELECTRO

- For all usual electric master cabinets
- Space-saving, double swivel mechanism
- 5 mm square for radiator valves
- Female square 5, 6, 7-8 mm
- Female three-square 9 mm
- Two-way-key 3 - 5 mm
- Magnetic bit adaptor 1/4", supplied with one bit PH 2
- Screwdriver function with retaining clip



mm	kg	Code	No.
145	0.120	2294796	45 E

Hook Spanners

40
HOOK WRENCH
with lug



- Acc. to DIN 1810, Form A
- For slotted round nuts according to DIN 981
- GEDORE vanadium steel 31CrV3, manganese-phosphated

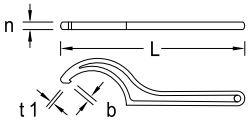

mm	L	b	n	t_1	kg	Code	No.
16-20	110	2.0	3.8	1.5	0.026	6333990	40 16-20
25-28	135	2.5	4.5	2.0	0.038	6334020	40 25-28
30-32	135	2.5	4.5	2.0	0.043	6334100	40 30-32
34-36	170	3.0	5.5	2.5	0.071	6334290	40 34-36
40-42	170	3.0	5.5	2.5	0.078	6334370	40 40-42
45-50	205	3.5	6.5	3.0	0.133	6334450	40 45-50
52-55	205	3.5	6.5	3.0	0.130	6334530	40 52-55
58-62	240	4.0	7.5	3.5	0.196	6334610	40 58-62
68-75	240	4.0	7.5	3.5	0.208	6334880	40 68-75
80-90	280	5.0	8.5	4.0	0.282	6334960	40 80-90
95-100	280	5.0	8.5	4.0	0.275	6335180	40 95-100
110-115	335	5.0	10.3	4.0	0.491	6335260	40 110-115
120-130	335	5.0	10.3	4.0	0.493	6335340	40 120-130
135-145	385	6.0	12.3	5.0	0.841	6335420	40 135-145
155-165	385	6.0	12.3	5.0	0.820	6335500	40 155-165
180-195	465	6.0	14.3	5.0	1.445	6335690	40 180-195
205-220	465	6.0	14.3	5.0	1.448	6335770	40 205-220

40 Z
HOOK WRENCH
with pin



- Acc. to DIN 1810, Form B
- For cross-drilled nuts according to DIN 1816
- GEDORE vanadium steel 31CrV3, manganese-phosphated

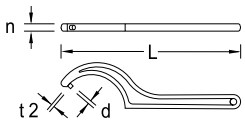

mm	L	d	n	t_2	kg	Code	No.
16-18	110	2.5	3.8	2.5	0.014	6335850	40 Z 16-18
20-22	110	2.5	3.8	2.5	0.014	6335930	40 Z 20-22
25-28	135	3.0	4.5	3.0	0.039	6336580	40 Z 25-28
30-32	135	4.0	4.5	3.0	0.045	6336660	40 Z 30-32
34-36	170	4.0	5.5	3.5	0.080	6336740	40 Z 34-36
40-42	170	4.0	5.5	3.5	0.079	6336820	40 Z 40-42
45-50	205	5.0	6.5	4.0	0.136	6336900	40 Z 45-50
52-55	205	5.0	6.5	4.0	0.129	6337040	40 Z 52-55
58-62	240	5.0	7.5	5.0	0.198	6337120	40 Z 58-62
68-75	240	6.0	7.5	5.0	0.198	6337200	40 Z 68-75

mm	L	d	n	t_2	kg	Code	No.
80-90	280	6.0	8.5	6.0	0.281	6337390	40 Z 80-90
95-100	280	8.0	8.5	6.0	0.276	6337470	40 Z 95-100
110-115	335	8.0	10.3	8.0	0.494	6337550	40 Z 110-115
120-130	335	8.0	10.3	8.0	0.492	6337630	40 Z 120-130
135-145	385	8.0	12.3	8.0	0.829	6337710	40 Z 135-145
155-165	385	8.0	12.3	8.0	0.841	6337980	40 Z 155-165
180-195	465	10.0	14.3	8.0	1.420	6338010	40 Z 180-195
205-220	465	10.0	14.3	8.0	1.402	6338280	40 Z 205-220

44
CALIPER FACE SPANNER
adjustable



- Similar to DIN 3116
- Special sizes on request
- GEDORE vanadium steel 31CrV3, manganese-phosphated

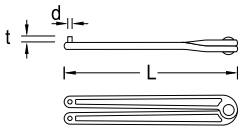

∅ mm	L	L"	d	t	kg	Code	No.
3	178	7	2.9	4	0.148	6354480	44 3
4	178	7	3.8	5	0.151	6354560	44 4
5	230	9	4.8	6	0.259	6354640	44 5

∅ mm	L	L"	d	t	kg	Code	No.
6	230	9	5.8	7	0.260	6354720	44 6
8	230	9	7.8	8	0.265	6354990	44 8

Accessories

637
RETAINING CLIP FOR NUTS

- With magnetic holder
- Suitable for open ended and flat ring spanners size 10-19 mm
- Delivery without tools and accessories



kg	Code	No.
0.006	1834150	637

639
COMBINATION HOLDING TOOL

- Small helper to hold nuts and washers in barely accessible places
- For thread sizes from M3 to M8
- Delivery without tools and accessories





L	W	H	kg	Code	No.
110	19.2	9.7	0.016	1640852	639


GEDORE

SOCKETS AND ACCESSORIES

6,3 (1/4") SQUARE DRIVE
› 160



10 (3/8") SQUARE DRIVE
› 176



12,5 (1/2") SQUARE DRIVE
› 192



20 (3/4") SQUARE DRIVE
› 219



25 (1") SQUARE DRIVE
› 226



FRICTION TYPE RATCHETS
› 230



IMPACT TOOLS
› 233



BIT RANGE
› 251



POWERFUL RATCHETS AND STURDY SOCKETS

Powerful, reliable, durable

A huge variety of types

- Intelligently designed **ratchets** meet every demand placed and more besides.
- Sturdy, fine-toothed, durable and extremely resilient
- Top-grade industrial quality for the hardest of continuous uses
- Unrivalled diversity of hot-forged **sockets**, metric, inch, TORX®, multi-tooth, internal hexagon or slot and cruciform
- Screw head protecting profiles (UD bi-hexagonal and hexagonal)

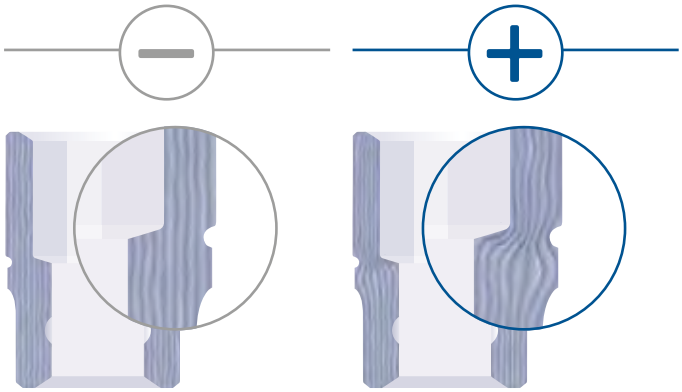

cold forged
Fibers are bent and thus not as stable

hot forged
Fibers are not interrupted

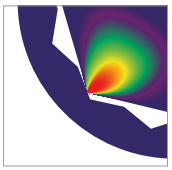

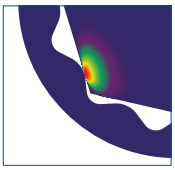

Quality from A - Z...

- Use of the best-possible raw materials, most up-to-date machinery and environmentally-friendly production processes
- Our tool specialists vouch for exactness in processing and continuous refinements
- Unique manufacturing processes and special tool treatment bring about the best in results
- Stringent quality checks after each production step ensure a constantly high level











Maximum quality socket sets

- Innovative, functional design
- Are blue-hammer finished and from GEDORE
- Maximum resilience of the sockets and robustness of the drive parts have turned "GEDORE sockets sets" into a household name internationally
- A name known on the tool market for many years now
- The sturdy and secure way to keep and carry your tools

From precision mechanics to heavy industry

- GEDORE operating tools and accessories for professional tool use in each and every industry
- For heavy continuous use and safety in everyday work
- Available individually or in practical set compilations, in the module or in sets
- Customised manufacturing on request

GEDORE INDIVIDUAL iMOD iFORGE







U-20 RATCHETS
DESIGN-ORIENTED PREMIUM RATCHETS

The release head simplifies attachment and removal of sockets. A ball locking device ensures a tight connection when the ratchet is in use.

Slim, ergonomic design

2-component handle, comprising a hard plastic core with rubber sheathing for heavy industrial use. Hanging hole for easy-to-find storage.



6,3 1/4"
10 3/8"
12,5 1/2"

Easy change lever for clockwise and anti-clockwise movement.

The shaft is made from high-grade chrome-vanadium steel, making it ideal for heavy and constant use.

MANUFACTURING PROCESS

Front



Rear



Type of ratchet/Drive		6.3 1/4"	10 3/8"	12.5 1/2"		20 3/4"	25 1"	
Reversible ratchets							**Reversible ratchets (X)XL**	
	**Reversible ratchet** for short sockets			1993 U-20 SK				
	**Reversible ratchet** with push-button release and lever change	2093 U-20	3093 U-20	1993 U-20				
	**Reversible ratchet offset** with push-button release and lever change			1993 U-20 G				
	**Reversible ratchet** with control lever with centre locking	2093 U-10	3093 U-10			3293 U-10	2193 U-10	**Reversible ratchet** with control lever 
	**Reversible ratchet** with push-button release and lever change with centre locking			1993 U-10 T				
	**Reversible ratchet** with push-button release and lever change with centre locking			1993 U-10 L				
	**Aluminium reversible ratchet** with push-button release and lever change with centre locking		3093 ALU-10	1993 ALU-10				
	**Reversible ratchet with** metal disc change	2093 U-3	3093 U-3	1993 U-3		3293 U-3	2193 U-3	**Reversible ratchet** with metal disc change 
						3293 U-2		**Reversible ratchet** with metal disc change 
	**Swivel-head reversible ratchet** with metal disc change		3093 GU-3	1993 GU-3				
	**Swivel-head reversible ratchet** with lever change and push-button release			1993 GU-10XL				
	**Ratchet handle** with square coupler	2093 Z-94	3093 Z-94	1993 Z-94		3293 Z-94	2193 Z-94	
Exclusive GEDORE ratchets								
	Friction-type ratchet			31 KR, 31 KVR 29, 31 K 41V-418V				
	Hand ratchet	2093 HR-94						
	T-handle ratchet	2093 U-3T	3093 U-3T					
	Plastic ratchet			1993 U-10K				

MANUFACTURING PROCESS FOR SOCKETS



1
Blank cropped to size from 31CrV3



2
Hot forged in the forging press.



3
Accurately cropped to size.



4
Outside diameter turned and knurled. For this step and the next, GEDORE uses high-tech machinery from its in-house mechanical engineering department.



5
Counterbored, square socket drive is fluted (ball-stop flute), manufacturer and socket size are permanently stamped.



6
Degreased, since grease would destroy the protective gas atmosphere in hardening.



7
Hardened under protective gas atmosphere, followed by annealing.



8
Sand blasted in preparation for surface coating.



9
Nickel-plated and matt-chrome-plated to prevent dazzle. The electrolytically applied nickel coating ensures corrosion protection. The electroplated chrome improves the look and gives the socket a perfect finish.

Pro GEDORE

- Use of high alloy 31CrV3 steel
- Heat formed sockets which have a wear resistant, fine-grained structure and have a long service life
- Narrow production tolerances ensure an ideal load transmission and low wear and guarantee a long service life
- Distinctive ball catch ensure secure fit on the square drive
- Good grip due to deep knurling even when held with oily hands or when working with protective gloves
- Good look due to chrome plating and varnishing
- Broad range in all sizes, drive and drive-side and for a wide range of screw types. One of the most diverse ranges in the market.

(*) Not applicable to 1/4" hexagonal sockets

Like all hot-forged tools, GEDORE sockets (*) are characterised by their homogeneous structure. The fibres run in parallel with the contour of the tool. The uninterrupted fibre orientation prevents residual stresses in the structure. In cold-forged tools, the fibres or lines of stress may deviate. Fibre orientation is equally important in nature.

For example, in a tree, the soft fibre orientation is parallel to the branch, so the wood is resistant to bending and twisting. If fibres become kinked, the branch loses its stability at the kink point and breaks. The low-stress GEDORE sockets withstand suddenly occurring peak forces better than cold formed sockets.

(*) Not applicable to 1/4" hexagonal sockets

UNIT-DRIVE PROFIL ›154

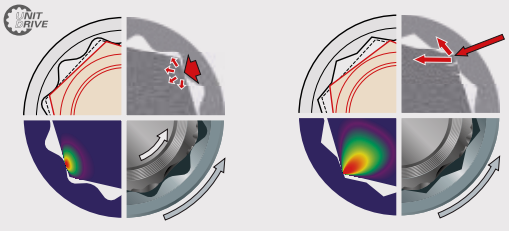

			mm	mm	"AF	"AF	Whitw.	mm	"AF	mm											mm
			Unit Drive hexagon	Unit Drive bi-hexagon	Unit Drive bi-hexagon	Unit Drive hexagon	Unit Drive bi-hexagon	External hexagon	External hexagon	Hexagon internal	Internal-TORX®	Internal TORX® with pilot	External TORX®	Internal serrations XZN	Slotted	Cross-slotted PH	Cruciform PZ	Internal TORX® with ball end	Internal hexagon with ball end	Hexagon internal
			UNIT DRIVE	UNIT DRIVE	UNIT DRIVE	UNIT DRIVE	UNIT DRIVE														
			○	● 4 - 14	● 3/16 - 9/16	○	○	● 4 - 14	● 3/16 - 9/16	● 2 - 8	● T8 - T40	○	● E4 - E10	○	● 4 - 8	● 1 - 4	● 1 - 4	● T10 - T40	● K4 - K6	○
6.3	L		○	○	● 3/16 - 1/2	○	○	● 4 - 13	● 3/16 - 1/2	○	● 3 - 8	○	○	○	○	○	○	○	○	○
1/4"	K		○	○	○	○	○	● 5,5 - 17	● 3/16 - 7/16	○	○	○	○	○	○	○	○	○	○	○
			● 6 - 24	● 6 - 24	● 1/4 - 1	● 1/4 - 7/8	○	○	○	● 4 - 10	● T20 - T50	● T20 - T40	● E4 - E10	● 5 - 10	● 5,5 - 12	● 1 - 3	● 1 - 3	○	○	● 1/5 - 3/8
10	L		○	● 10 - 21	● 3/8 - 7/8	○	○	○	○	● 4 - 10	● T20 - T50	○	○	● 5 - 14	○	○	○	○	● K4 - K10	○
3/8"	K		○	○	○	○	○	● 6 - 24	○	○	○	○	● E5 - E14	○	○	○	○	○	○	○
			● 8 - 36	● 8 - 36	● 5/16 - 1 1/4	○	● 3/16 - 3/4W	○	○	● 4 - 19	● T20 - T50	● T20 - T50	● E10 - E24	● 5 - 14	● 6,5 - 18	● 2 - 4	● 2 - 4	○	● K6 - K14	● 3/16 - 5/8
12.5	L		● 10 - 34	● 10 - 34	● 1/2 - 15/16	○	○	○	○	● 5 - 14	● T20 - T50	○	○	● 5 - 14	○	○	○	○	● K6 - K14	○
1/2"	K		● 10 - 32	○	○	● 3/8 - 15/16	○	○	○	● 5 - 17	● T30 - T60	○	● E10 - E24	○	○	○	○	○	○	○
	L · K		● 8 - 27	○	○	○	○	○	○	○	○	○	○	○	○	○	○	○	○	○
			● 18 - 60	● 18 - 60	● 7/8 - 2	○	○	○	○	● 14 - 22	● T60 - T100	○	○	○	○	○	○	○	○	○
	L		○	○	○	○	○	○	○	● 14 - 22	○	○	○	○	○	○	○	○	○	○
	K		● 17 - 41	○	○	○	○	○	○	● 14 - 27	○	○	○	○	○	○	○	○	○	○
20	K · L		● 17 - 41	○	○	○	○	○	○	○	○	○	○	○	○	○	○	○	○	○
3/4"	S		● 17 - 41	○	○	○	○	○	○	○	○	○	○	○	○	○	○	○	○	○
	S · L		● 17 - 41	○	○	○	○	○	○	○	○	○	○	○	○	○	○	○	○	○
			○	● 36 - 80	● 17/16 - 31/8	○	● 7/8 - 2W	○	○	● 17 - 27	○	○	○	○	○	○	○	○	○	○
	K		● 22 - 80	○	○	● 1 - 2 1/4	○	○	○	● 19 - 36	○	○	○	○	○	○	○	○	○	○
25	K · L		● 22 - 46	○	○	○	○	○	○	○	○	○	○	○	○	○	○	○	○	○
1"	S		● 22 - 80	○	○	○	○	○	○	○	○	○	○	○	○	○	○	○	○	○
	S · L		● 22 - 46	○	○	○	○	○	○	○	○	○	○	○	○	○	○	○	○	○
			Hexagon																	
			UNIT DRIVE																	
	K		● 46 - 120	○	○	○	○	○	○	○	○	○	○	○	○	○	○	○	○	○
40	K · L		● 46 - 120	○	○	○	○	○	○	○	○	○	○	○	○	○	○	○	○	○
1 1/2"																				
63	K		● 75 - 120	○	○	○	○	○	○	○	○	○	○	○	○	○	○	○	○	○
2 1/2"																				

6.3 (1/4") square drive

Sets 6.3 (1/4") MM+INCH

D 20 DMU-3
SOCKET SET 1/4"

14 pieces

- With UD profile sockets and accessories made from GEDORE vanadium steel 31CrV3, hand-operated
- With fine toothed, dial change ratchet
- In plastic case
- Dimensions 160 x 95 x 38 mm



Ratchet	Sockets	Accessories	kg	Code	No.
U-3 **2093 U-3**	**D 20** 4 4,5 5 5,5 6 7 8 9 10 11 12 13	**2090**-4	0.429	1815598	D 20 DMU-3

INS 20 PM
SCREWDRIVER BIT SOCKET SET 1/4"

15 pieces

- With hand-operated screwdriver bit sockets in GEDORE vanadium special steel
- In plastic case
- Dimensions: 160 x 95 x 38 mm



Sockets	kg	Code	No.
IN 20 3 4 5 6 8	0.285	1815601	INS 20 PM
IS 20 4 5,5 6,5 8			
IKS 20 1 2 3			
IKS 20 PZD 1 2 3			

ITX 20 TX-015
SCREWDRIVER BIT SOCKET SET 1/4"

15 pieces

- With hand-operated screwdriver bit sockets in GEDORE vanadium special steel
- In plastic case
- Dimensions: 160 x 95 x 38 mm
- TORX® = reg. trademark of Acument Intellectual Properties, LLC. USA



Sockets	kg	Code	No.
ITX 20 T8 T9 T10 T15 T20 T25 T27 T30 T40 TX 20 E4 E5 E6 E7 E8 E10	0.307	1815628	ITX 20 TX-015

ITX 20 PM
SCREWDRIVER BIT SOCKET SET 1/4"

9 pieces

- With hand-operated screwdriver bit sockets in GEDORE vanadium special steel
- In plastic case
- Dimensions: 110 x 65 x 31 mm
- TORX® = reg. trademark of Acument Intellectual Properties, LLC. USA



Sockets	kg	Code	No.
ITX 20 T8 T9 T10 T15 T20 T25 T27 T30 T40	0.174	1815636	ITX 20 PM

D 20 EMU-3
SOCKET SET 1/4"

17 pieces

6,3
1/4"
mm

- With forged, tempered UD profile sockets, hand-operated
- With accessories made from GEDORE vanadium steel 31CrV3
- With fine toothed, dial change ratchet
- In plastic case
- Dimensions: 200 x 120 x 38 mm



Ratchet	Sockets	Accessories	kg	Code	No.
U-3 **2093 U-3**	**D 20** 4 4,5 5 5,5 6 7 8 9 10 11 13	**2087** **2090**-4 **2095** **676** 6,3	0.625	1815652	D 20 EMU-3

D 20 KMU-20
SOCKET SET 1/4"

37 pieces

6,3
1/4"
6,3
1/4"
mm

- With forged, tempered UD profile sockets, hand-operated
- With accessories made from GEDORE vanadium steel 31CrV3
- With robust lever-change reversible ratchet with push-button release
- In plastic case
- Dimensions: 200 x 120 x 38 mm
- TORX® = reg. trademark of Acument Intellectual Properties, LLC. USA



Ratchet	Sockets	Accessories	kg	Code	No.
2093 U-20	**D 20** 4 5 6 7 8 9 10 11 12 13 **680** 4 5,5 6,5 **685** 3 4 5 6 **685 X** 5 6 8 **687 TX** T10 T15 T20 T25 T27 T30 T40 **690** 1 2 **690 PZD** 1 2 3	**2090**-4 **620** **676** **699**	0.712	1822373	D 20 KMU-20

D 20 KAU-20
SOCKET SET 1/4"
37 pieces

6,3
1/4"
6,3
1/4"
"AF

- With forged, tempered UD profile sockets, hand-operated
- With accessories made from GEDORE vanadium steel 31CrV3
- With robust lever-change reversible ratchet with push-button release
- In plastic case
- Dimensions: 200 x 120 x 38 mm
- TORX® = reg. trademark of Acument Intellectual Properties, LLC. USA



Ratchet	Sockets	Accessories	kg	Code	No.
2093 U-20	**D 20** 3/16 7/32 1/4 9/32 5/16 11/32 3/8 13/32 7/16 1/2" **680** 4 5,5 6,5 **685** 1/8 5/32 3/16 1/4" **685 X** 5 6 8 **687 TX** T10 T15 T20 T25 T27 T30 T40 **690** 1 2 **690 PZD** 1 2 3	**2090**-4 **620** **676** **699**	0.656	2010348	D 20 KAU-20

D 20 TMU-10
SOCKET SET 1/4"
40 pieces

6,3
1/4"
6,3
1/4"
mm

- With forged, tempered UD profile sockets, hand-operated
- With accessories made from GEDORE vanadium steel 31CrV3
- With robust lever change reversible ratchet
- In plastic case
- Dimensions: 200 x 120 x 38 mm
- TORX® = reg. trademark of Acument Intellectual Properties, LLC. USA



Ratchet	Sockets	Accessories	kg	Code	No.
U-10 **2093 U-10**	**D 20** 4 5 6 7 8 9 10 11 12 13 **680** 4 6,5 **685** 3 4 5 6 8 **685 X** 5 6 8 **687 TX** T10 T15 T20 T25 T27 T30 T40 **690** 1 2 **690 PZD** 1 2 3	**620** **639** **673** 6,3 **676** **699** **2095** **2090**-4	0.767	1815660	D 20 TMU-10

20 XLU-3 T
SOCKET SET 1/4"

37 pieces

6.3 | 1/4" | 6.3 | 1/4" | mm

- With forged, tempered hexagon sockets, hand-operated, made from GEDORE vanadium steel 31CrV3
- Screwdriver bits made from GEDORE vanadium special steel
- With T-handle ratchet and telescopic extension no. 2099, adjustable from 186-296 mm
- In plastic case
- Dimensions: 200 x 120 x 38 mm
- With "Check-Tool-System": 2-colour foam insert to check that the set is complete
- TORX® = reg. trademark of Acument Intellectual Properties, LLC. USA



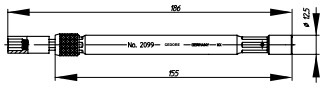

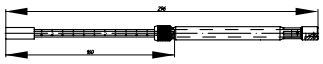

Ratchet	Sockets	Accessories	kg	Code	No.
2093 U-3 T	**20** 4 5 6 7 8 9 10 11 12 13 **680** 4 6,5 **685** 3 4 5 6 **685 X** 5 6 8 **687 TX** T8 T9 T10 T15 T20 T25 T27 T30 T40 **690** 1 2 **690 PZD** 1 2 3	**673** 6,3 **2099** **2095**	0.800	1888447	20 XLU-3 T

D 20 MOT
BASIC TOOL SET 1/4" FOR MOTORBIKES

30 pieces

6.3 | 1/4" | 6.3 | 1/4" | mm

- Packed with a basic assortment of tools for emergencies on motorbikes
- In plastic case
- Dimensions: 160 x 95 x 38 mm



Ratchet	Sockets	Accessories	kg	Code	No.
U-3 **2093 U-3 T**	**D 20** 8 9 10 11 12 13 14 **685** 3 4 5 6 8 10 **687 TX** T10 T15 T20 T25 T27 T30 T40 **690** 1 2 3 **680** 4 6,5	**2090 KR**-4 **2090**-6 **2095** **620**	0.572	2190281	D 20 MOT

D 20 MOT-A
BASIC TOOL SET 1/4" FOR MOTORBIKES

30 pieces

6,3
1/4"
6,3
1/4"
"AF

- Packed with a basic assortment of tools for emergencies on motorbikes
- In plastic case
- Dimensions: 160 x 95 x 38 mm



Ratchet	Sockets	Accessories	kg	Code	No.
U-3 **2093 U-3 T**	**D 20** 1/4 5/16 3/8 13/32 7/16 1/2 9/16" **685** 1/8 5/32 3/16 1/4 5/16 3/8" **687 TX** T10 T15 T20 T25 T27 T30 T40 **690** 1 2 3 **680** 4 6,5	**2090 KR**-4 **2090**-6 **2095** **620**	0.572	2193159	D 20 MOT-A

20 LMU-10
SOCKET SET 1/4"

49 pieces

6,3
1/4"
6,3
1/4"
mm

- With forged, tempered long hexagon and short UD profile sockets, hand-operated
- Accessories in GEDORE vanadium steel 31CrV3
- With robust lever change reversible ratchet
- In plastic case
- Dimensions: 275 x 150 x 42 mm
- With GEDORE Check-Tool-System: 2-colour foam insert to check that the set is complete
- TORX® = reg. trademark of Acument Intellectual Properties, LLC. USA



Ratchet	Sockets	Accessories	kg	Code	No.
U-10 **2093 U-10**	**D 20** 4 5 6 7 8 9 10 11 12 13 **20 L** 4 4,5 5 6 7 8 9 10 12 13 **680** 4 6,5 **685** 3 4 5 6 8 **685 X** 5 6 8 **687 TX** T10 T15 T20 T25 T27 T30 T40 **690** 1 2 **690 PZD** 1 2 3	**620** **676** **699** **2090**-2 -6 **2095**	1.262	1815687	20 LMU-10

20 EM
SOCKET SET 1/4"

16 pieces

6,3
1/4"
mm

- With forged, tempered hexagon sockets, hand-operated
- With accessories made from GEDORE vanadium steel 31CrV3
- Set U-10 with reversible lever change ratchet
- Set U-3 with fine toothed, dial change ratchet
- Set Z-94 with ratchet with square coupler
- In plastic case
- Dimensions: 200 x 120 x 38 mm



Ratchet	Sockets	Accessories	kg	Code	No.
Z-94 **2093 Z-94**	**20** 4 4,5 5 5,5 6 7 8 9 10 11 13	**2087** **2090**-4 **2095** **2098**	0.761	6172100	20 EMZ
U-3 **2093 U-3**	**20** 4 4,5 5 5,5 6 7 8 9 10 11 13	**2087** **2090**-4 **2095** **2098**	0.776	6172290	20 EMU-3
U-10 **2093 U-10**	**20** 4 4,5 5 5,5 6 7 8 9 10 11 13	**2087** **2090**-4 **2095** **2098**	0.790	6162220	20 EMU-10

20 EAU-3
SOCKET SET 1/4"

14 pieces

6,3
1/4"
"AF

- With forged, tempered hexagon sockets, hand-operated
- With accessories made from GEDORE vanadium steel 31CrV3
- With extra fine toothed, dial change ratchet
- In plastic case
- Dimensions: 200 x 120 x 38 mm



Ratchet	Sockets	Accessories	kg	Code	No.
U-3 **2093 U-3**	**20** 3/16 7/32 1/4 9/32 5/16 11/32 3/8 7/16 1/2"	**2087** **2090**-4 **2095** **2098**	0.767	6172450	20 EAU-3

20 IMU-3
SOCKET SET 1/4"

32 pieces

6,3
1/4"
mm

- With forged, tempered hexagon sockets, hand-operated
- With accessories made from GEDORE vanadium steel 31CrV3
- With fine toothed, dial change ratchet
- In plastic case
- Dimensions: 275 x 150 x 42 mm



Ratchet	Sockets	Accessories	kg	Code	No.
U-3 **2093 U-3**	**20** 4 5 6 7 8 9 10 11 12 13 14 **IS 20** 4 5,5 6,5 8 **IN 20** 3 4 5 6 8 **IKS 20** 1 2 3 **IKS 20 PZD** 1 2 3	**2087** **2090**-2 -6 **2095** **2098**	1.298	6174150	20 IMU-3

20 ITU-3
SOCKET SET 1/4"

36 pieces

6,3
1/4"
mm

- With forged, tempered hexagon sockets, hand-operated
- With accessories made from GEDORE vanadium steel 31CrV3
- With fine toothed, dial change ratchet
- In plastic case
- Dimensions: 275 x 150 x 42 mm
- TORX® = reg. trademark of Acument Intellectual Properties, LLC. USA



Ratchet	Sockets	Accessories	kg	Code	No.
U-3 **2093 U-3**	**20** 4 5 6 7 8 9 10 11 12 13 14 **IN 20** 3 4 5 6 8 **TX 20** E4 E5 E6 E7 E8 E10 **ITX 20** T8 T9 T10 T15 T20 T25 T27 T30	**2087** **2090**-2 -6 **2095** **2098**	1.376	6196710	20 ITU-3

Ratchets 6.3 (1/4")

2093 U-20
REVERSIBLE RATCHET 1/4"

- Used throughout industry and the automotive world - and as well in confined spaces
- Acc. to DIN 3122, ISO 3315
- Small, drop shaped head for confined areas
- Fine-toothed, with lever change and push-button release
- Return angle 9 degrees
- Non-slip 2-component handle with hanging hole
- For hand-operated sockets and accessories with square drive as per DIN 3120 - C 6.3, ISO 1174, ball locking device
- GEDORE vanadium steel 31CrV3, chrome-plated



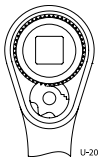

"		°	mm		kg	Code	No.
1/4	6.3	9	127	20	0.095	1703749	2093 U-20

2093 U-10
REVERSIBLE RATCHET 1/4"

- Particularly for the demanding use experienced in industry and with utility vehicles
- Acc. to DIN 3122, ISO 3315
- With recessed lever change, locks in middle position
- Return angle 15 degrees
- Non-slip 2-component handle with hanging hole
- For hand-operated sockets and accessories with square drive as per DIN 3120 - C 6.3, ISO 1174, ball locking device
- GEDORE vanadium steel 31CrV3, chrome-plated





"		°	mm		kg	Code	No.
1/4	6.3	15	129	21.5	0.109	6180470	2093 U-10

2093 U-3
REVERSIBLE RATCHET 1/4"

- Especially for working in confined spaces, as in the automotive business
- Acc. to DIN 3122, ISO 3315
- With non-slip metal disc change, fine-toothed (72 teeth) and robust
- Return angle 5 degrees
- Non-slip 2-component handle with hanging hole
- For hand-operated sockets and accessories with square drive as per DIN 3120 - C 6.3, ISO 1174, ball locking device
- GEDORE vanadium steel 31CrV3, chrome-plated



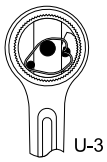

"		°	mm		kg	Code	No.
1/4	6.3	5	129	25	0.095	6170590	2093 U-3

2093 Z-94
RATCHET HANDLE WITH COUPLER 1/4"

- Used throughout industry and the automotive world
- Acc. to DIN 3122, ISO 3315
- With square coupler, medium-fine toothed, extremely rugged
- Return angle 18 degrees
- For hand-operated sockets and accessories with square drive as per DIN 3120 - C 6.3, ISO 1174 ball locking device
- GEDORE vanadium steel 31CrV3, chrome-plated





"		°	mm		kg	Code	No.
1/4	6.3	18	129	12	0.076	6170750	2093 Z-94

2093 U-3 T
RATCHET WITH T-HANDLE 1/4"

- For progressing fast in confined spaces
- Two-wing T-handle
- Return angle 5 degrees
- Ergonomic design for comfortable working
- For hand-operated sockets and accessories with square drive as per DIN 3120 - C 6.3, ISO 1174, ball locking device
- The danger of the tool canting, when carrying out work with extensions, is reduced by the central positioning of the square drive



"		°	mm	kg	Code	No.
1/4	6.3	5	140	0.065	1791532	2093 U-3 T

2093 HR-94
HAND RATCHET 1/4"

without handle

- With square coupler
- Return angle 18 degrees
- Facilitates working quickly in confined spaces where other ratchets or tools do not fit
- Especially suitable for servicing work in conjunction with extension 2090-12
- Dimensions: Ø 26 x 20 mm



"		°	kg	Code	No.
1/4	6.3	18	0.035	6069870	2093 HR-94

Sockets 6.3 (1/4")

20 (MM)
SOCKET 1/4"

6.3 | 1/4" | O

hexagon

- Acc. to DIN 3124, ISO 2725-1
- Square drive as per DIN 3120 - C 6.3, ISO 1174, with ball retaining groove
- Hand-operated, knurled grip
- GEDORE vanadium steel 31CrV3, polished, chrome-plated



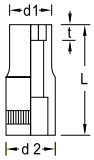

mm	L	d_1	d_2	t	kg	Code	No.
4.0	25	6.9	12.0	2.0	0.009	6165400	20 4
4.5	25	7.5	12.0	2.3	0.010	6165590	20 4,5
5.0	25	8.2	12.0	2.5	0.010	6165670	20 5
5.5	25	8.8	12.0	3.0	0.010	6165750	20 5,5
6.0	25	9.4	12.0	3.5	0.010	6165830	20 6
7.0	25	11.0	12.0	4.0	0.011	6165910	20 7
8.0	25	12.0	12.0	5.0	0.014	6166050	20 8
9.0	25	13.0	13.0	5.0	0.016	6166130	20 9
10.0	25	14.7	14.7	6.0	0.018	6166210	20 10
11.0	25	16.0	16.0	7.0	0.025	6166480	20 11
12.0	25	17.0	17.0	8.0	0.029	6166560	20 12
13.0	25	18.5	18.5	8.0	0.030	6166640	20 13
14.0	25	19.7	19.7	10.0	0.037	6166720	20 14

20 (AF)
SOCKET 1/4"

6.3 | 1/4" | O

hexagon

- Square drive as per DIN 3120 - C 6.3, ISO 1174, with ball retaining groove
- Hand-operated, knurled grip
- GEDORE vanadium steel 31CrV3, polished, chrome-plated



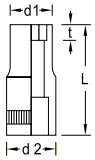

"AF	L	d_1	d_2	t	kg	Code	No.
3/16	25	7.8	12.0	2.5	0.009	6167020	20 3/16AF
7/32	25	8.8	12.0	3.0	0.009	6167100	20 7/32AF
1/4	25	9.8	12.0	3.5	0.025	6167290	20 1/4AF
9/32	25	11.0	12.0	4.0	0.010	6167370	20 9/32AF
5/16	25	12.0	12.0	5.0	0.013	6167450	20 5/16AF
11/32	25	13.0	13.0	5.0	0.015	6167530	20 11/32AF
3/8	25	14.0	14.0	6.0	0.018	6167610	20 3/8AF
7/16	25	16.0	16.0	7.0	0.023	6167880	20 7/16AF
1/2	25	18.0	18.0	8.0	0.029	6167960	20 1/2AF
9/16	25	20.0	20.0	10.0	0.036	6161840	20 9/16AF

20 L (MM)
SOCKET 1/4"

6.3 | 1/4" | O

hexagon, long pattern

- Acc. to DIN 3124, ISO 2725-1
- Square drive as per DIN 3120 - C 6.3, ISO 1174, with ball retaining groove
- Hand-operated, knurled grip
- GEDORE vanadium steel 31CrV3, polished, chrome-plated



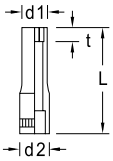

mm	L	d_1	d_2	t	kg	Code	No.
4.0	50	6.9	12.0	3.0	0.017	6191400	20 L 4
4.5	50	7.5	12.0	3.4	0.017	6191590	20 L 4,5
5.0	50	8.2	12.0	3.7	0.018	6191670	20 L 5
5.5	50	8.8	12.0	4.5	0.019	6191750	20 L 5,5
6.0	50	9.4	12.0	5.2	0.020	6191830	20 L 6
7.0	50	11.0	12.0	6.0	0.024	6191910	20 L 7
8.0	50	12.0	12.0	7.5	0.027	6192050	20 L 8
9.0	50	13.0	13.0	7.5	0.030	6192130	20 L 9
10.0	50	14.7	14.7	9.0	0.033	6192210	20 L 10
11.0	50	16.0	16.0	10.5	0.047	6192480	20 L 11
12.0	50	17.0	17.0	12.0	0.050	6192560	20 L 12
13.0	50	18.5	18.5	12.0	0.054	6192640	20 L 13

20 L (AF)
SOCKET 1/4"

6.3 | 1/4" | O

hexagon, long pattern

- Square drive as per DIN 3120 - C 6.3, ISO 1174, with ball retaining groove
- Hand-operated, knurled grip
- GEDORE vanadium steel 31CrV3, polished, chrome-plated



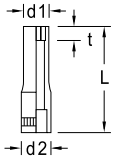

"AF	L	d_1	d_2	t	kg	Code	No.
3/16	50	7.8	12.0	3.7	0.016	6192800	20 L 3/16AF
7/32	50	8.8	12.0	4.5	0.017	6192990	20 L 7/32AF
1/4	50	9.8	12.0	5.2	0.017	6193020	20 L 1/4AF
9/32	50	11.0	12.0	6.0	0.022	6193100	20 L 9/32AF
5/16	50	12.0	12.0	7.5	0.025	6193290	20 L 5/16AF
11/32	50	13.0	13.0	7.5	0.029	6193370	20 L 11/32AF
3/8	50	14.0	14.0	9.0	0.033	6193450	20 L 3/8AF
7/16	50	16.0	16.0	10.5	0.043	6193530	20 L 7/16AF
1/2	50	18.0	18.0	12.0	0.054	6193610	20 L 1/2AF

D 20 (MM)
SOCKET 1/4"
bi-hexagon UD profile

- Acc. to DIN 3124, ISO 2725-1
- Square drive as per DIN 3120 - C 6.3, ISO 1174, with ball retaining groove
- Hand-operated, knurled grip
- GEDORE vanadium steel 31CrV3, polished, chrome-plated



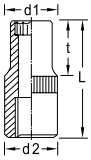

mm	L	d_1	d_2	t	kg	Code	No.
4.0	25	6.9	12.0	2.0	0.009	1649558	D 20 4
4.5	25	7.5	12.0	2.3	0.008	1649566	D 20 4,5
5.0	25	8.2	12.0	2.5	0.011	1649574	D 20 5
5.5	25	8.8	12.0	3.0	0.012	1802402	D 20 5,5
6.0	25	9.4	12.0	3.5	0.010	1649582	D 20 6
7.0	25	11.0	12.0	4.0	0.013	1649590	D 20 7
8.0	25	12.0	12.0	5.0	0.013	6225750	D 20 8
9.0	25	13.0	13.0	5.0	0.015	6225830	D 20 9
10.0	25	14.7	14.7	6.0	0.020	6226050	D 20 10
11.0	25	16.0	16.0	7.0	0.024	6226130	D 20 11
12.0	25	17.0	17.0	8.0	0.026	6226480	D 20 12
13.0	25	18.5	18.5	8.0	0.029	6226640	D 20 13
14.0	25	19.7	19.7	10.0	0.036	6226720	D 20 14

D 20 (AF)
SOCKET 1/4"
bi-hexagon UD profile

- Square drive as per DIN 3120 - C 6.3, ISO 1174, with ball retaining groove
- Hand-operated, knurled grip
- GEDORE vanadium steel 31CrV3, polished, chrome-plated



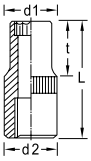

"AF	L	d_1	d_2	t	kg	Code	No.
3/16	25	7.8	12.0	2.5	0.010	1812505	D 20 3/16AF
7/32	25	8.8	12.0	3.0	0.011	1812513	D 20 7/32AF
1/4	25	9.8	12.0	3.5	0.011	1812521	D 20 1/4AF
9/32	25	11.0	12.0	4.0	0.012	1812548	D 20 9/32AF
5/16	25	12.0	12.0	5.0	0.012	6226800	D 20 5/16AF
11/32	25	13.0	13.0	5.0	0.015	6226990	D 20 11/32AF
3/8	25	14.0	14.0	6.0	0.017	6227020	D 20 3/8AF
13/32	25	15.0	15.0	6.0	0.020	1901702	D 20 13/32AF
7/16	25	16.0	16.0	7.0	0.022	6227370	D 20 7/16AF
1/2	25	18.0	18.0	8.0	0.028	6227450	D 20 1/2AF
9/16	25	20.0	20.0	10.0	0.034	6228180	D 20 9/16AF

D 20 L
SOCKET 1/4"
bi-hexagon UD profile, long pattern

- Square drive as per DIN 3120 - C 6.3, ISO 1174, with ball retaining groove
- Hand-operated, knurled grip
- GEDORE vanadium steel 31CrV3, polished, chrome-plated



"AF	L	d_1	d_2	t	kg	Code	No.
3/16	50	7.8	12.0	3.7	0.017	1965433	D 20 L 3/16AF
7/32	50	8.8	12.0	4.5	0.019	1965476	D 20 L 7/32AF
1/4	50	9.8	12.0	5.2	0.017	1965417	D 20 L 1/4AF
9/32	50	11.0	12.0	6.0	0.043	1965484	D 20 L 9/32AF
5/16	50	12.0	12.0	7.5	0.024	1965441	D 20 L 5/16AF
11/32	50	13.0	13.0	7.5	0.043	1965492	D 20 L 11/32AF
3/8	50	14.0	14.0	9.0	0.035	1965425	D 20 L 3/8AF
7/16	50	16.0	16.0	10.5	0.043	1965468	D 20 L 7/16AF
1/2	50	18.0	18.0	12.0	0.054	1965409	D 20 L 1/2AF

TX 20
SOCKET 1/4"
for protruding TORX® head screws

- Square drive as per DIN 3120 - C 6.3, ISO 1174, with ball retaining groove
- Hand-operated, knurled grip
- GEDORE vanadium steel 31CrV3, polished, chrome-plated
- TORX® = reg. trademark of Acument Intellectual Properties, LLC. USA


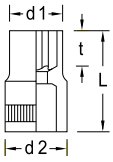

	M	mm	L	d_1	d_2	t	kg	Code	No.
E4	M3	3,86	25	5.5	12	4.5	0.008	6193880	TX 20 E4
E5	M4	4,73	25	7.0	12	5.0	0.009	6187640	TX 20 E5
E6	M5	5,74	25	8.0	12	5.0	0.010	6187720	TX 20 E6
E7	M6	6,16	25	9.5	12	6.0	0.011	6187800	TX 20 E7
E8	M6 - M7	7,52	25	10.5	12	6.5	0.014	6187990	TX 20 E8
E10	M8	9,42	25	13.0	13	7.0	0.018	6193960	TX 20 E10

ITX 20
SCREWDRIVER BIT SOCKET 1/4"

6.3 1/4"

for recessed TORX® head screws

- Square drive as per DIN 3120 - C 6.3, ISO 1174, with ball retaining groove
- Hand-operated, knurled grip
- Chrome-plated
- With pressed-in pin in GEDORE vanadium special steel, gun-metal finish
- TORX® = reg. trademark of Acument Intellectual Properties, LLC. USA



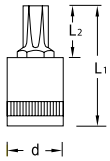

	M	mm	L_1	L_2	d	kg	Code	No.
T8	M2,5	2,31	30.5	14.5	12	0.013	6190430	ITX 20 T8
T9	M3	2,50	30.5	14.5	12	0.013	6190510	ITX 20 T9
T10	M3 - M3,5	2,74	30.5	14.5	12	0.014	6190780	ITX 20 T10
T15	M3,5 - M4	3,27	30.5	14.5	12	0.014	6190860	ITX 20 T15
T20	M4 - M5	3,86	30.5	14.5	12	0.014	6190940	ITX 20 T20
T25	M4,5 - M5	4,43	30.5	14.5	12	0.014	6191080	ITX 20 T25
T27	M4,5 - M6	4,99	30.5	14.5	12	0.014	6191160	ITX 20 T27
T30	M6 - M7	5,52	30.5	14.5	12	0.015	6191240	ITX 20 T30
T40	M7 - M8	6,65	33.5	14.0	14	0.025	6265890	ITX 20 T40

ITX 20 K
SCREWDRIVER BIT SOCKET 1/4"

6.3 1/4"

with ball end, for recessed TORX® head screws

- Square drive as per DIN 3120 - C 6.3, ISO 1174, with ball retaining groove
- Hand-operated, knurled grip
- Chrome-plated
- With pressed-in pin in GEDORE vanadium special steel, gun-metal finish
- Swivel angle approx. 15-20°
- Optimum transfer of power, also at places which are difficult of access
- TORX® = reg. trademark of Acument Intellectual Properties, LLC. USA



ITX 20 K T10

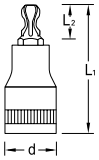

	M	mm	L_1	L_2	d	kg	Code	No.
T10	M3 - M3,5	2,74	30.5	14.5	12	0.015	6120220	ITX 20 K T10
T15	M3,5 - M4	3,27	30.5	14.5	12	0.015	6120300	ITX 20 K T15
T20	M4 - M5	3,86	30.5	14.5	12	0.015	6120490	ITX 20 K T20
T25	M4,5 - M5	4,43	30.5	14.5	12	0.015	6120570	ITX 20 K T25
T27	M4,5 - M6	4,99	30.5	14.5	12	0.015	6120650	ITX 20 K T27
T30	M6 - M7	5,52	30.5	14.5	12	0.015	6120730	ITX 20 K T30
T40	M7 - M8	6,65	33.5	14.0	14	0.025	6120810	ITX 20 K T40

IS 20
SCREWDRIVER BIT SOCKET 1/4"

6.3 1/4"

for slotted head screws

- Square drive as per DIN 3120 - C 6.3, ISO 1174, with ball retaining groove
- Hand-operated, knurled grip
- Chrome-plated
- Bit in GEDORE vanadium special steel, manganese-phosphated
- Bit as per DIN ISO 2380-1 Form B



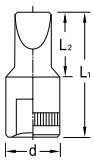

mm	mm	L_1	L_2	d	kg	Code	No.
4.0	0.8	28	14.5	12	0.011	6171560	IS 20 4x0,8
5.5	1.0	28	14.5	12	0.012	6171640	IS 20 5,5x1
6.5	1.2	28	14.5	12	0.012	6174230	IS 20 6,5x1,2
8.0	1.6	28	14.5	12	0.012	6174310	IS 20 8x1,6

IKS 20
SCREWDRIVER BIT SOCKET 1/4"

6.3 1/4"

for cross-head screws PH

- Square drive as per DIN 3120 - C 6.3, ISO 1174, with ball retaining groove
- Hand-operated, knurled grip
- Chrome-plated
- Bit in GEDORE vanadium special steel, manganese-phosphated
- Tip as per DIN ISO 8764-1 PH



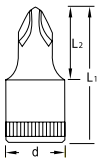

PH	L_1	L_2	d	kg	Code	No.
1	28	14.5	12	0.011	6174580	IKS 20 1
2	28	14.5	12	0.012	6174660	IKS 20 2
3	28	14.5	12	0.012	6174740	IKS 20 3
4	28	14.5	12	0.014	6174820	IKS 20 4

IKS 20 PZD
SCREWDRIVER BIT SOCKET 1/4"

for cross-head screws Pozi PZ

- Square drive as per DIN 3120 - C 6.3, ISO 1174, with ball retaining groove
- Hand-operated, knurled grip
- Chrome-plated
- Bit in GEDORE vanadium special steel, manganese-phosphated
- Tip as per DIN ISO 8764-1 PZ



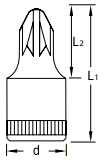

PZ	L_1	L_2	d	kg	Code	No.
1	28	14.5	12	0.012	6187130	IKS 20 PZD 1
2	28	14.5	12	0.013	6187210	IKS 20 PZD 2
3	28	14.5	12	0.014	6187480	IKS 20 PZD 3
4	28	14.5	12	0.015	6187560	IKS 20 PZD 4

IN 20
SCREWDRIVER BIT SOCKET 1/4"

for in-hex screws

- Acc. to DIN 7422
- Square drive as per DIN 3120 - C 6.3, ISO 1174, with ball retaining groove
- Hand-operated, knurled grip
- Chrome-plated
- Bit in GEDORE vanadium special steel, manganese-phosphated

* not standardised



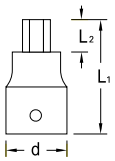

mm		L_1	L_2	d	kg	Code	No.
2	*	28	3.0	12	0.010	1812556	IN 20 2
2,5	*	28	3.5	12	0.010	1707736	IN 20 2,5
3		28	5.5	12	0.011	6176010	IN 20 3
4		28	7.0	12	0.011	6176280	IN 20 4
5		28	8.0	12	0.012	6176360	IN 20 5
6		28	8.5	12	0.013	6178490	IN 20 6
8	*	28	10.0	12	0.016	6178570	IN 20 8

IN 20 L
SCREWDRIVER BIT SOCKET 1/4"

for in-hex screws, long pattern

- Acc. to DIN 7422
- Square drive as per DIN 3120 - C 6.3, ISO 1174, with ball retaining groove
- Hand-operated, knurled grip
- Chrome-plated
- Bit in GEDORE vanadium special steel, manganese-phosphated



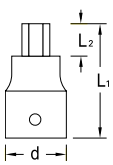

mm	L_1	L_2	d	kg	Code	No.
3	60	32	12	0.024	1933256	IN 20 L 3-60
4	60	32	12	0.025	1933264	IN 20 L 4-60
5	60	32	12	0.027	1933272	IN 20 L 5-60
6	60	32	12	0.029	1933280	IN 20 L 6-60
8	60	32	14	0.050	1933299	IN 20 L 8-60

IN 20 K
SCREWDRIVER BIT SOCKET 1/4"

with ball end, for in-hex screws

- Square drive as per DIN 3120 - C 6.3, ISO 1174, with ball retaining groove
- Hand-operated, knurled grip
- Chrome-plated
- With pressed-in pin, manganese-phosphated
- Total swivel angle approx. 15-20°



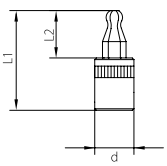

mm	L_1	L_2	d	kg	Code	No.
4	30.5	14.5	12	0.010	2219409	IN 20 K 4
5	30.5	14.5	12	0.010	2219417	IN 20 K 5
6	30.5	14.5	12	0.013	2219468	IN 20 K 6

Accessories 6.3 (1/4")

2097
SWIVEL HANDLE 1/4"

- Acc. to DIN 3122, ISO 3315
- For hand-operated sockets with square drive as per DIN 3120, ISO 1174, with ball locking device
- GEDORE vanadium steel 31CrV3, polished, chrome-plated, square drive manganese-phosphated



■ "	■	⊢ mm ⊣	kg	Code	No.
1/4	6.3	146	0.094	6171050	2097

2098 T
DRIVING HANDLE 1/4"

- For hand-operated sockets with square drive as per DIN 3120, ISO 1174, with ball locking device
- With bit adaptor no. 620 also suitable for 1/4" bits
- Easy access to deep-fitting screws in confined areas
- The danger of the tool canting, is reduced by the central positioning of the square drive
- 2C-T-handle with hanging hole



■ "	■	⊢ mm ⊣	kg	Code	No.
1/4	6.3	300	0.150	1939998	2098 T

2098
DRIVING HANDLE 1/4"

- Acc. to DIN 3122, ISO 3315
- For hand-operated sockets with square drive as per DIN 3120, ISO 1174, with ball locking device



■ "	■	⊢ mm ⊣	kg	Code	No.
1/4	6.3	140	0.070	6171480	2098

2087
SLIDING T BAR 1/4"

- Acc. to DIN 3122, ISO 3315
- For hand-operated sockets with square drive as per DIN 3120, ISO 1174, with ball locking device
- GEDORE vanadium steel 31CrV3, polished, chrome-plated



■ "	■	⊢ mm ⊣	kg	Code	No.
1/4	6.3	115	0.039	6170160	2087

2090
EXTENSION 1/4"

- Acc. to DIN 3123, ISO 3316
- For hand-operated sockets with square drive as per DIN 3120, ISO 1174, with ball locking device
- GEDORE vanadium steel 31CrV3, polished, chrome-plated

* not standardised



2090-2



2090-4



2090-6



2090-12

■ "	■		⊢ mm ⊣	kg	Code	No.
1/4	6.3		55	0.025	6170320	2090-2
1/4	6.3		97	0.041	6170400	2090-4

■ "	■		⊢ mm ⊣	kg	Code	No.
1/4	6.3		148	0.061	6171210	2090-6
1/4	6.3	*	305	0.124	6173340	2090-12

2088
FLEXIBLE EXTENSION 1/4"

› For hand-operated sockets with square drive as per DIN 3120, ISO 1174, with ball locking device
› GEDORE vanadium steel 31CrV3, polished, chrome-plated



■"	■	mm	kg	Code	No.
1/4	6.3	120	0.046	6170240	2088

2090 A
EXTENSION 1/4"
with release

› Easy access to deep-fitting screws in confined areas
› No unintentional release of the socket from the extension due to safety ring
› For hand-operated sockets with square drive as per DIN 3120, ISO 1174, ball locking device



■"	■	mm	kg	Code	No.
1/4	6.3	55	0.030	1932284	2090 A-2
1/4	6.3	97	0.050	1932292	2090 A-4
1/4	6.3	305	0.125	1932306	2090 A-12

2090 KR
UNIVERSAL EXTENSION 1/4"

› With ball end
› For hand-operated sockets with square drive as per DIN 3120, ISO 1174, with ball locking device
› The extension is able to pivot up to 15°
› GEDORE vanadium steel 31CrV3, polished, chrome-plated

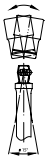



■"	■	mm	kg	Code	No.
1/4	6.3	55	0.024	1812564	2090 KR-2
1/4	6.3	97	0.045	1812572	2090 KR-4
1/4	6.3	148	0.060	6121030	2090 KR-6

2094
COUPLER 1/4"

› Acc. to DIN 3122, ISO 3315
› For hand-operated sockets with square drive as per DIN 3120, ISO 1174, with ball locking device
› GEDORE vanadium steel 31CrV3, polished, chrome-plated



■"	■	mm	kg	Code	No.
1/4	6.3	19.8	0.006	6170830	2094

2099
TELESCOPIC EXTENSION 1/4"
magnetic

Ω

› With 1/4" female square drive and 1/4" female hexagon drive
› Automatic, form-fit connection
› Adjustable in 10 mm steps from 186-296 mm
› Suitable for 1/4" bits as well as with adaptor no. 673 for sockets up to 13 mm
› Made of quality steel, manganese-phosphated resp. chrome-plated



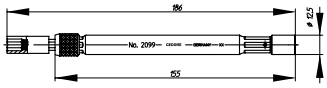

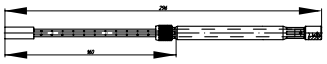

□"	□	⬡"	⬡	mm	kg	Code	No.
1/4	6.3	1/4	6.3	186-296	0.205	1888455	2099

2095
UNIVERSAL JOINT 1/4"

› Acc. to DIN 3123, ISO 3316
› For hand-operated sockets with square drive as per DIN 3120, ISO 1174, with ball locking device
› GEDORE vanadium steel 31CrV3, polished, chrome-plated



■"	■	□"	□	mm	kg	Code	No.
1/4	6.3	1/4	6.3	38	0.026	6170910	2095

2030
CONVERTOR 1/4" TO 3/8"

› Acc. to DIN 3123, ISO 3316
› For hand-operated sockets with square drive as per DIN 3120, ISO 1174, with ball locking device
› GEDORE vanadium steel 31CrV3, polished, chrome-plated





□"	□	■"	■	mm	kg	Code	No.
1/4	6.3	3/8	10	26	0.020	6170080	2030

S 2032-05
ADAPTOR SET 1/4" - 3/4"

5 pieces

- Set of reducers and convertors 1/4" - 3/4"
- Reducers 1930, 3020
- Convertors 2030, 3019, 1932
- In transparent plastic box, dimensions: L 134 x W 51 x H 51 mm, foam insert light-blue
- Please take note of the maximum capacity of the external squares of the reducers acc. to DIN 3123, ISO 3316





Contents	kg	Code	No.
Convertor 2030 1/4" - 3/8" **Convertor 3019 3/8" - 1/2"** **Convertor 1932 1/2" - 3/4"** **Reducer 3020 3/8" - 1/4"** **Reducer 1930 1/2" - 3/8"**	0.340	1729071	S 2032-05

SL 2013
TOOL HOLDING RAIL, MAGNETIC 1/4"

empty

- External squares to take 13 standard commercial 6.3 mm (1/4") sockets
- Two female square adaptors to take ratchets, sliding T bars, extensions etc.
- A strong magnet securely holds the socket rail to ferrous metals
- Additional holes are provided for wall mounting the socket rail or attaching to non-ferrous materials
- The sockets are securely locked by the ball at the square-drive end by turning them 90°
- It is a simple matter to "unlock" and remove the sockets, by turning them 90° in the opposing direction
- Delivery without tools









⟷ mm ⟷	mm	kg	Code	No.
380	33	0.355	1761080	SL 2013

10 (3/8") square drive

10 3/8 10 3/8

Sets 10 (3/8") METRIC

10 3/8

30 JMU / D 30 JMU
SOCKET SET 3/8"

10 3/8 mm

16 pieces



- With forged, tempered hexagon (no. 30) or bi-hexagon (no. D 30) UD profile sockets, hand-operated
- With accessories made from GEDORE vanadium steel 31CrV3
- With reversible lever change ratchet
- In GEDORE blue sheet steel case
- Dimensions: 320 x 132 x 55 mm

Ratchet	Sockets	Accessories	kg	Code	No.
U-10 **3093 U-10**	**30** 6 7 8 9 10 11 12 13 14 15 16 17 18 19	**3090**-5	2.2	2682885	30 JMU-10
U-10 **3093 U-10**	**D 30** 6 7 8 9 10 11 12 13 14 15 16 17 18 19	**3090**-5	2.3	2682893	D 30 JMU-10

30 HMU / D 30 HMU
SOCKET SET 3/8"

10 3/8 mm

22 pieces



- With forged, tempered hexagon (no. 30) or bi-hexagon (no. D 30) UD profile sockets, hand-operated
- With accessories made from GEDORE vanadium steel 31CrV3
- Set U-3 with fine toothed, dial change ratchet
- Set U-10 with reversible lever change ratchet
- In GEDORE blue sheet steel case
- Dimensions: 320 x 210 x 55 mm

Ratchet	Sockets	Accessories	kg	Code	No.
U-3 **3093 U-3**	**30** 6 7 8 9 10 11 12 13 14 15 16 17 18 19 20 21 22	**3087** **3090**-5 -10 **3095**	3.0	6238300	30 HMU-3
U-10 **3093 U-10**	**30** 6 7 8 9 10 11 12 13 14 15 16 17 18 19 20 21 22	**3087** **3090**-5 -10 **3095**	3.0	6235470	30 HMU-10
U-3 **3093 U-3**	**D 30** 6 7 8 9 10 11 12 13 14 15 16 17 18 19 20 21 22	**3087** **3090**-5 -10 **3095**	3.1	6240470	D 30 HMU-3
U-10 **3093 U-10**	**D 30** 6 7 8 9 10 11 12 13 14 15 16 17 18 19 20 21 22	**3087** **3090**-5 -10 **3095**	3.1	6239700	D 30 HMU-10

30 GMU / D 30 GMU
SOCKET SET 3/8"

10
3/8"
mm

17 pieces

- With forged, tempered hexagon (no. 30) or bi-hexagon (no. D 30) UD profile sockets, hand-operated
- With accessories made from GEDORE vanadium steel 31CrV3
- Set U-3 with fine toothed, dial change ratchet
- Set U-10 with reversible lever change ratchet
- In GEDORE blue sheet steel case
- Dimensions: 320 x 210 x 55 mm



Ratchet	Sockets	Accessories	kg	Code	No.
U-3 **3093 U-3**	**30** 6 7 8 9 10 11 13 14 15 16 17 19	**3087** **3090**-5 -10 **3095**	2.6	6235980	30 GMU-3
U-10 **3093 U-10**	**30** 6 7 8 9 10 11 13 14 15 16 17 19	**3087** **3090**-5 -10 **3095**	2.6	6235710	30 GMU-10
U-3 **3093 U-3**	**D 30** 6 7 8 9 10 11 13 14 15 16 17 19	**3087** **3090**-5 -10 **3095**	2.7	6240200	D 30 GMU-3
U-10 **3093 U-10**	**D 30** 6 7 8 9 10 11 13 14 15 16 17 19	**3087** **3090**-5 -10 **3095**	2.7	6239380	D 30 GMU-10

30 IMU
SOCKET SET 3/8"

10
3/8"
mm

26 pieces

- With forged, tempered hexagon UD profile sockets, hand-operated
- With accessories made from GEDORE vanadium steel 31CrV3
- Set U-3 with fine toothed, dial change ratchet
- Set U-10 with reversible lever change ratchet
- In GEDORE blue sheet steel case
- Dimensions: 320 x 210 x 55 mm



Ratchet	Sockets	Accessories	kg	Code	No.
U-3 **3093 U-3**	**30** 6 7 8 9 10 11 12 13 14 15 16 17 19 **IS 30** 5,5 8 **IN 30** 4 5 6 8 **IKS 30** 2 3	**3087** **3090**-5 -10 **3095**	3.1	6229900	30 IMU-3
U-10 **3093 U-10**	**30** 6 7 8 9 10 11 12 13 14 15 16 17 19 **IS 30** 5,5 8 **IN 30** 4 5 6 8 **IKS 30** 2 3	**3087** **3090**-5 -10 **3095**	3.1	6229740	30 IMU-10

D 30 KMU-20
SOCKET SET 3/8"

40 pieces

10
3/8
6,3
1/4
mm

- With forged, tempered bi-hexagon UD profile sockets, hand-operated
- With accessories made from GEDORE vanadium steel 31CrV3
- With robust lever-change reversible ratchet with push-button release
- In GEDORE blue sheet steel case
- Dimensions: 320 x 210 x 55 mm
- TORX® = reg. trademark of Acument Intellectual Properties, LLC. USA



Ratchet	Sockets	Accessories	kg	Code	No.
3093 U-20 **3093 U-3 T**	**D 30** 8 9 10 11 12 13 14 15 16 17 18 19 **680** 4 5,5 6,5 **685** 3 4 5 6 **685 X** 5 6 8 **687 TX** T10 T15 T20 T25 T27 T30 **690** 1 2 **690 PZD** 1 2	**3090 KR**-3 **3090**-5 **630** **673** 10 **676** **699**	2.6	1973347	D 30 KMU-20

D 30 TX20 U-20
SOCKET SET 3/8" + 1/4"

50 pieces

10
3/8
6,3
1/4
6,3
1/4
mm

- Tool set for general industrial and automotive applications
- 3/8" and 1/4" sockets for protruding and recessed TORX® screws
- With robust lever-change reversible ratchets, with push-button release
- In sheet steel case with Check-Tool insert
- Dimensions: 320 x 210 x 55 mm
- TORX® = reg. trademark of Acument Intellectual Properties, LLC. USA



Ratchet	Sockets	Accessories	kg	Code	No.
3/8 **3093 U-20** 1/4 **2093 U-20**	3/8 **D 30** 10 11 12 13 14 15 16 17 18 19 21 22 3/8 **TX 30** E11 E12 E14 3/8 **ITX 30** T45 T50 1/4 **D 20** 4 5 5,5 6 7 8 9 10 12 13 1/4 **TX 20** E5 E6 E7 E8 E10 1/4 **687 TX** T10 T15 T20 T25 T27 T30 T40	3/8 **3090 KR**-3 3/8 **3090**-5 3/8 **2090 KR**-2 1/4 **2090**-6 **620** **673** 6,3 10 **676** **699**	3.2	2075695	D 30 TX20 U-20

IN 30 LKM
SCREWDRIVER BIT SOCKET SET 3/8"

10 | 3/8" | mm

10 pieces

- For in-hex screws, short and long
- In plastic case
- Dimensions: 200 x 120 x 38 mm



Sockets	kg	Code	No.
IN 30 4 5 6 8 10	0.761	1509918	IN 30 LKM
IN 30 L 4 5 6 8 10			

ITX 30 PM
SCREWDRIVER BIT SOCKET SET 3/8"

10 | 3/8"

7 pieces

- For recessed TORX® screws
- In plastic case
- Dimensions: 200 x 120 x 38 mm
- TORX® = reg. trademark of Acument Intellectual Properties, LLC. USA



Sockets	kg	Code	No.
ITX 30 T20 T25 T27 T30 T40 T45 T50	0.627	1509926	ITX 30 PM

ITX 30 LKP
SCREWDRIVER BIT SOCKET SET 3/8"

10 | 3/8"

14 pieces

- For recessed TORX® screws, short and long
- In plastic case
- Dimensions: 200 x 120 x 38 mm
- TORX® = reg. trademark of Acument Intellectual Properties, LLC. USA



Sockets	kg	Code	No.
ITX 30 T20 T25 T27 T30 T40 T45 T50	1.081	1509950	ITX 30 LKP
ITX 30 L T20 T25 T27 T30 T40 T45 T50			

ITX 30 TX-015
SCREWDRIVER BIT SOCKET SET 3/8"

10 | 3/8"

15 pieces

- For protruding and recessed TORX® screws
- In plastic case
- Dimensions: 200 x 120 x 38 mm
- TORX® = reg. trademark of Acument Intellectual Properties, LLC. USA



Sockets	kg	Code	No.
ITX 30 T20 T25 T27 T30 T40 T45 T50	0.801	1509942	ITX 30 TX-015
TX 30 E5 E6 E7 E8 E10 E11 E12 E14			

TX 30 E-08
SOCKET SET 3/8"

10 | 3/8"

8 pieces

- For protruding TORX® screws
- In plastic case
- Dimensions: 160 x 95 x 38 mm
- TORX® = reg. trademark of Acument Intellectual Properties, LLC. USA



Sockets	kg	Code	No.
TX 30 E5 E6 E7 E8 E10 E11 E12 E14	0.485	1509934	TX 30 E-08

30 TX 20
SCREWDRIVER BIT SOCKET SET 3/8" + 1/4"

6.3 | 1/4" | 10 | 3/8"

28 pieces

- 3/8" and 1/4" sockets for protruding and recessed TORX® screws
- In plastic case
- Dimensions: 275 x 150 x 42 mm
- TORX® = reg. trademark of Acument Intellectual Properties, LLC. USA



Sockets	kg	Code	No.
3/8 **ITX 30** T25 T27 T30 T40 T45 T50	1.484	1509969	30 TX 20
3/8 **ITX 30 L** T20 T25 T27 T30 T40 T45 T50			
3/8 **TX 30** E8 E10 E11 E12 E14			
1/4 **ITX 20** T8 T9 T10 T15 T20			
1/4 **TX 20** E4 E5 E6 E7			
1/4 3/8 **2030**			

Sets 10 (3/8") INCH

D 30 JAU
SOCKET SET 3/8"

12 pieces

10
3/8"
"AF

- With forged, tempered UD profile, hand-operated sockets
- With accessories made from GEDORE vanadium steel 31CrV3
- With reversible lever change ratchet
- In GEDORE blue sheet steel case
- Dimensions: 320 x 132 x 55 mm



Ratchet	Sockets	Accessories	kg	Code	No.
U-10 **3093 U-10**	**D 30** 1/4 5/16 11/32 3/8 7/16 1/2 9/16 5/8 11/16 3/4"	**3090**-5	2.0	2682907	D 30 JAU-10

D 30 GAU
SOCKET SET 3/8"

17 pieces

10
3/8"
"AF

- With forged, tempered UD profile, hand-operated sockets
- With accessories made from GEDORE vanadium steel 31CrV3
- With reversible lever change ratchet
- In GEDORE blue sheet steel case
- Dimensions: 320 x 210 x 55 mm



Ratchet	Sockets	Accessories	kg	Code	No.
U-10 **3093 U-10**	**D 30** 1/4 9/32 5/16 11/32 3/8 7/16 1/2 9/16 19/32 5/8 11/16 3/4"	**3087** **3090**-5 -10 **3095**	2.6	6239540	D 30 GAU-10

Ratchets 10 (3/8")

3093 U-20
REVERSIBLE RATCHET 3/8"

- Used throughout industry and the automotive world - and as well in confined spaces
- Acc. to DIN 3122, ISO 3315
- Small, drop shaped head for confined areas
- Fine-toothed (60 teeth), with lever change and push-button release
- Return angle 6 degrees
- Non-slip 2-component handle with hanging hole
- For hand-operated sockets and accessories with square drive as per DIN 3120 - C 10, ISO 1174, ball locking device
- GEDORE vanadium steel 31CrV3, chrome-plated





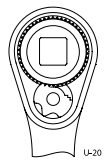

"		°	mm	mm	kg	Code	No.
3/8	10	6	200	29.7	0.292	1556800	3093 U-20

3093 U-10
REVERSIBLE RATCHET 3/8"

- Particularly for the demanding use experienced in industry and with utility vehicles
- Acc. to DIN 3122, ISO 3315
- With recessed lever change
- Locks in the middle position: When the lever is flipped, it automatically engages for clockwise or counterclockwise operation
- Push-button release
- Return angle 11.25 degrees
- Non-slip 2-component handle with hanging hole
- For hand-operated sockets and accessories with square drive as per DIN 3120 - C 10, ISO 1174, ball locking device
- GEDORE vanadium steel 31CrV3, chrome-plated







"		°	mm	mm	kg	Code	No.
3/8	10	11,25	200	30.2	0.254	6236950	3093 U-10

3093 ALU-10
ALUMINIUM REVERSIBLE RATCHET 3/8"

- Very lightweight, especially for work done above your head
- Design spec. similar to DIN 3122, ISO 3315
- Made from special-purpose drop-forged and hardened aluminium
- The mechanism as in all U-10 ratchets is made from high quality steel
- With recessed lever change
- Locks in the middle position: When the lever is flipped, it automatically engages for clockwise or counterclockwise operation
- Push-button release
- Return angle 11.25 degrees
- Non-slip 2-component handle with hanging hole
- For hand-operated sockets and accessories with square drive as per DIN 3120 - C 10, ISO 1174, ball locking device
- Extremely lightweight - just 160 g









"		°	mm	mm	kg	Code	No.
3/8	10	11,25	200	30.2	0.160	1900005	3093 ALU-10

3093 U-3
REVERSIBLE RATCHET 3/8"

- Especially for working in confined spaces, as in the automotive business
- Acc. to DIN 3122, ISO 3315
- With non-slip metal disc change, fine-toothed (72 teeth) and robust
- Return angle 5 degrees
- Non-slip 2-component handle with hanging hole
- For hand-operated sockets and accessories with square drive as per DIN 3120 - C 10, ISO 1174, ball locking device
- GEDORE vanadium steel 31CrV3, chrome-plated





"		°	mm	mm	kg	Code	No.
3/8	10	5	200	33.5	0.244	6237090	3093 U-3

3093 GU-3
SWIVEL HEAD REVERSIBLE RATCHET 3/8"

- Especially for use in the automotive sector
- Swivels through 180°, with joint lock
- With non-slip metal disc change, fine-toothed (72 teeth) and robust
- Return angle 5 degrees
- Non-slip 2-component handle with hanging hole
- Max. torque 200 N·m
- For hand-operated sockets and accessories with square drive as per DIN 3120 - C 10, ISO 1174, ball locking device
- GEDORE vanadium steel 31CrV3, chrome-plated





■ "	■	∠ °	⊢◂ mm ▸⊣	mm²	kg	Code	No.
3/8	10	5	282	33.5	0.525	6237170	3093 GU-3

3093 Z-94
RATCHET HANDLE WITH COUPLER 3/8"

- Used throughout industry and the automotive world
- Acc. to DIN 3122, ISO 3315
- With square coupler, medium-fine toothed, extremely rugged
- Return angle 10 degrees
- Non-slip 2-component handle with hanging hole
- For hand-operated sockets and accessories with square drive as per DIN 3120 - C 10, ISO 1174, ball locking device
- GEDORE vanadium steel 31CrV3, chrome-plated





■ "	■	∠ °	⊢◂ mm ▸⊣	mm²	kg	Code	No.
3/8	10	10	200	18	0.223	6237680	3093 Z-94

VDE 3093 U ›573



3093 U-3 T
RATCHET WITH T-HANDLE 3/8"

- For progressing fast in confined spaces
- Two-wing T-handle
- Return angle 5 degrees
- Ergonomic design for comfortable working
- For hand-operated sockets and accessories with square drive as per DIN 3120 - C 10, ISO 1174, ball locking device
- The danger of the tool canting, when carrying out work with extensions, is reduced by the central positioning of the square drive



■ "	■	∠ °	⊢◂ mm ▸⊣	kg	Code	No.
3/8	10	5	140	0.068	1973320	3093 U-3 T

Sockets 10 (3/8")

30 (MM)
SOCKET 3/8"

hexagon UD profile

- Acc. to DIN 3124, ISO 2725-1
- Square drive as per DIN 3120 - C 10, ISO 1174, with ball retention groove
- Hand-operated, knurled grip
- GEDORE vanadium steel 31CrV3, polished, chrome-plated

* not standardised



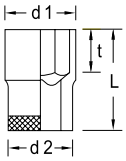

mm		L	d_1	d_2	t	kg	Code	No.
6	*	28	9.7	17.5	5.0	0.024	6230160	30 6
7		28	11.0	17.5	5.0	0.024	6230240	30 7
8		28	12.1	17.5	9.0	0.028	6230320	30 8
9		28	13.5	17.5	9.0	0.027	6230400	30 9
10		28	14.7	17.5	9.0	0.028	6230590	30 10
11		28	16.0	17.5	9.0	0.030	6233850	30 11
12		28	17.2	18.3	9.0	0.033	6233930	30 12
13		28	18.5	17.5	9.0	0.032	6234070	30 13
14		29	19.7	18.4	11.0	0.038	6234150	30 14
15		30	21.0	19.7	12.5	0.044	6234230	30 15
16		30	22.2	21.0	12.5	0.049	6234310	30 16
17		30	23.5	22.3	12.5	0.057	6234580	30 17
18		30	24.7	23.0	12.5	0.062	6234660	30 18
19		30	26.0	23.7	12.5	0.068	6234740	30 19
20		31	27.2	24.5	12.5	0.078	6234820	30 20
21		31	28.5	25.8	13.5	0.086	6234900	30 21
22		32	29.7	26.3	14.5	0.092	6235040	30 22
24	*	33	32.0	28.0	15.5	0.120	2194783	30 24

30 (AF)
SOCKET 3/8"

hexagon UD profile

- Square drive as per DIN 3120 - C 10, ISO 1174, with ball retention groove
- Hand-operated, knurled grip
- GEDORE vanadium steel 31CrV3, polished, chrome-plated



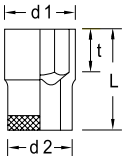

"AF	L	d_1	d_2	t	kg	Code	No.
1/4	28	10.1	17.5	5.0	0.023	6232100	30 1/4AF
5/16	28	12.1	17.5	9.0	0.025	6232370	30 5/16AF
11/32	28	13.1	17.5	9.0	0.025	6232450	30 11/32AF
3/8	28	14.1	17.5	9.0	0.026	6232530	30 3/8AF
7/16	28	16.1	17.5	9.0	0.028	2101025	30 7/16AF
1/2	28	18.1	19.2	9.0	0.035	2101033	30 1/2AF
9/16	29	20.1	18.7	11.0	0.039	2101041	30 9/16AF
19/32	30	21.0	19.7	12.5	0.044	2101068	30 19/32AF
5/8	30	22.1	20.7	12.5	0.048	2101076	30 5/8AF
11/16	30	24.0	22.7	12.5	0.060	2101084	30 11/16AF
3/4	30	26.0	23.7	12.5	0.065	2101092	30 3/4AF
7/8	32	30.0	26.5	14.5	0.120	2101106	30 7/8AF

VDE 30

›573



D 30 (MM)
SOCKET 3/8"

bi-hexagon UD profile

- Acc. to DIN 3124, ISO 2725-1
- Square drive as per DIN 3120 - C 10, ISO 1174, with ball retention groove
- Hand-operated, knurled grip
- GEDORE vanadium steel 31CrV3, polished, chrome-plated

* not standardised



D 30 10



D 30 22

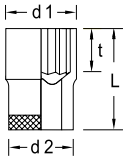

mm		L	d_1	d_2	t	kg	Code	No.
6	*	28	9.7	17.5	5.0	0.111	1845705	D 30 6
7		28	11.0	17.5	5.0	0.024	1845713	D 30 7
8		28	12.1	17.5	9.0	0.026	1845721	D 30 8
9		28	13.5	17.5	9.0	0.027	1845748	D 30 9
10		28	14.7	17.5	9.0	0.028	6229230	D 30 10
11		28	16.0	17.5	9.0	0.030	6230670	D 30 11
12		28	17.2	18.3	9.0	0.032	6230750	D 30 12
13		28	18.5	17.5	9.0	0.031	6230830	D 30 13
14		29	19.7	18.4	11.0	0.037	6230910	D 30 14
15		30	21.0	19.7	12.5	0.040	6231050	D 30 15
16		30	22.2	21.0	12.5	0.049	6231130	D 30 16
17		30	23.5	22.3	12.5	0.054	6231210	D 30 17
18		30	24.7	23.0	12.5	0.062	6231480	D 30 18
19		30	26.0	23.7	12.5	0.064	6231560	D 30 19
20		31	27.2	24.5	12.5	0.074	6231640	D 30 20
21		31	28.5	25.8	13.5	0.083	6231720	D 30 21
22		32	29.7	26.3	14.5	0.087	6231800	D 30 22
24	*	33	32.0	28.0	15.5	0.100	2194864	D 30 24

D 30 (AF)
SOCKET 3/8"

bi-hexagon UD profile

- Square drive as per DIN 3120 - C 10, ISO 1174, with ball retention groove
- Hand-operated, knurled grip
- GEDORE vanadium steel 31CrV3, polished, chrome-plated



D 30 10



D 30 22

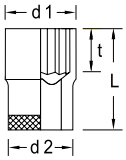

" AF	L	d_1	d_2	t	kg	Code	No.
1/4	28	10.1	17.5	5.0	0.050	2016613	D 30 1/4AF
9/32	28	11.1	17.5	5.0	0.020	2101009	D 30 9/32AF
5/16	28	12.1	17.5	5.0	0.020	1997122	D 30 5/16AF
11/32	28	13.1	17.5	9.0	0.026	2101017	D 30 11/32AF
3/8	28	14.1	17.5	9.0	0.010	1997130	D 30 3/8AF
13/32	28	15.0	17.5	9.0	0.030	1997149	D 30 13/32AF
7/16	28	16.1	17.5	9.0	0.027	6232610	D 30 7/16AF
1/2	28	18.1	19.2	9.0	0.034	6232880	D 30 1/2AF
9/16	29	20.1	18.7	11.0	0.036	6232960	D 30 9/16AF
19/32	30	21.0	19.7	12.5	0.039	6233180	D 30 19/32AF
5/8	30	22.1	20.7	12.5	0.044	6233260	D 30 5/8AF
11/16	30	24.0	22.7	12.5	0.053	6233340	D 30 11/16AF
3/4	30	26.0	23.7	12.5	0.061	6233420	D 30 3/4AF
25/32	31	27.0	24.3	12.5	0.075	1997157	D 30 25/32AF
13/16	31	28.0	25.3	12.5	0.080	1997165	D 30 13/16AF
7/8	32	30.0	26.5	14.5	0.082	6232020	D 30 7/8AF
15/16	33	31.9	28.0	15.5	0.110	1997173	D 30 15/16AF
1	33	33.9	30.0	15.5	0.120	1983296	D 30 1AF

D 30 L (MM)
SOCKET 3/8"

bi-hexagon UD profile, long pattern

- Acc. to DIN 3124, ISO 2725-1
- Square drive as per DIN 3120 - C 10, ISO 1174, with ball retaining groove
- Hand-operated, knurled grip
- GEDORE vanadium steel 31CrV3, polished, chrome-plated



D 30 L 10



D 30 L 22

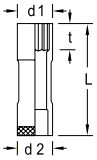

mm	L	d_1	d_2	t	kg	Code	No.
10	63.5	14.7	17.5	11	0.053	6258330	D 30 L 10
11	63.5	16.0	17.5	12	0.054	6258410	D 30 L 11
12	63.5	17.2	17.5	14	0.059	6258680	D 30 L 12
13	63.5	18.5	19.0	14	0.070	6258760	D 30 L 13
14	63.5	19.7	19.5	17	0.076	6258840	D 30 L 14
15	63.5	21.0	20.5	17	0.095	6258920	D 30 L 15
16	63.5	22.2	22.0	17	0.085	6259060	D 30 L 16
17	63.5	23.5	20.5	17	0.096	6259140	D 30 L 17
18	63.5	24.7	21.5	20	0.113	6259220	D 30 L 18
19	63.5	26.0	22.0	20	0.124	6259300	D 30 L 19
20	63.5	27.2	23.5	20	0.127	6259490	D 30 L 20
21	63.5	28.5	23.5	20	0.134	6259570	D 30 L 21
22	63.5	29.7	23.5	23	0.136	6259650	D 30 L 22

D 30 L (AF)
SOCKET 3/8"

bi-hexagon UD profile, long pattern

- Square drive as per DIN 3120 - C 10, ISO 1174, with ball retaining groove
- Hand-operated, knurled grip
- GEDORE vanadium steel 31CrV3, polished, chrome-plated



D 30 L 10



D 30 L 22

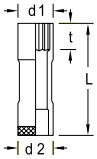

" AF	L	d_1	d_2	t	kg	Code	No.
3/8	63.5	14.1	17.5	11	0.051	6259730	D 30 L 3/8AF
7/16	63.5	16.1	17.5	12	0.053	6259810	D 30 L 7/16AF
1/2	63.5	18.1	19.0	14	0.065	6260070	D 30 L 1/2AF
9/16	63.5	20.1	19.5	17	0.073	6260150	D 30 L 9/16AF
5/8	63.5	22.1	22.0	17	0.092	6260230	D 30 L 5/8AF
11/16	63.5	24.0	20.5	17	0.090	6260310	D 30 L 11/16AF
3/4	63.5	26.0	22.0	20	0.109	6260580	D 30 L 3/4AF
13/16	63.5	28.3	23.5	20	0.132	6260660	D 30 L 13/16AF
7/8	63.5	30.0	23.5	23	0.134	6260740	D 30 L 7/8AF

DG 30
SWIVEL SOCKET 3/8"

bi-hexagon UD profile

10
3/8"

› Square drive as per DIN 3120 - C 10, ISO 1174, with ball retaining groove
› Hand-operated
› Chrome-vanadium steel 31CrV3, chrome-plated



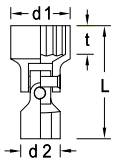

mm	L	d_1	d_2	t	kg	Code	No.
10	41.5	14.7	19	8.0	0.042	6240630	DG 30 10
13	42.5	18.5	19	9.0	0.050	6241520	DG 30 13
14	43.5	19.7	19	10.0	0.054	6241600	DG 30 14
15	45.5	21.0	19	11.0	0.048	6241790	DG 30 15
17	46.0	23.5	19	12.0	0.061	6241950	DG 30 17
18	46.0	24.7	19	12.5	0.063	6242410	DG 30 18
19	46.5	26.0	19	12.5	0.064	6242680	DG 30 19

TX 30
SOCKET 3/8"

for protruding TORX® head screws

10
3/8"

› Square drive as per DIN 3120 - C 10, ISO 1174, with ball retaining groove
› Hand-operated, knurled grip
› GEDORE vanadium steel 31CrV3, polished, chrome-plated
› TORX® = reg. trademark of Acument Intellectual Properties, LLC. USA



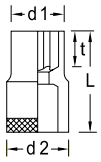

	M	mm	L	d_1	d_2	t	kg	Code	No.
E5	M4	4,73	28	7.2	17.5	5.0	0.025	6250270	TX 30 E5
E6	M5	5,74	28	8.5	17.5	5.0	0.025	6250350	TX 30 E6
E7	M6	6,16	28	9.5	17.5	5.5	0.025	6250430	TX 30 E7
E8	M6 - M7	7,52	28	10.8	17.5	6.0	0.027	6250510	TX 30 E8
E10	M8	9,42	28	13.2	17.5	9.0	0.029	6250780	TX 30 E10
E11	-	10,08	28	13.8	17.5	9.0	0.030	6250860	TX 30 E11
E12	M10	11,17	28	15.2	17.5	9.0	0.032	6250940	TX 30 E12
E14	M12	12,90	28	16.8	18.3	9.0	0.035	6251080	TX 30 E14

1500 ES-ITX 30 ›100



ITX 30
SCREWDRIVER BIT SOCKET 3/8"

for recessed TORX® head screws

- Square drive as per DIN 3120 - C 10, ISO 1174, with ball retaining groove
- Hand-operated, knurled grip
- Chrome-plated
- With pressed-in pin in GEDORE vanadium special steel, gun-metal finish
- TORX® = reg. trademark of Acument Intellectual Properties, LLC. USA



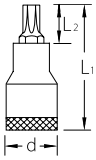

	M	mm	L_1	L_2	d	kg	Code	No.
T20	M4 - M5	3,86	49	17	17.5	0.050	6246320	ITX 30 T20
T25	M4,5 - M5	4,43	49	17	17.5	0.051	6246830	ITX 30 T25
T27	M4,5 - M6	4,99	49	17	17.5	0.051	6247210	ITX 30 T27
T30	M6 - M7	5,52	49	17	17.5	0.051	6247560	ITX 30 T30
T40	M7 - M8	6,65	49	17	17.5	0.052	6247720	ITX 30 T40
T45	M8 - M10	7,82	49	17	17.5	0.053	6247800	ITX 30 T45
T50	M10	8,83	49	17	19.0	0.070	6247990	ITX 30 T50

ITX 30 L
SCREWDRIVER BIT SOCKET 3/8"

for recessed TORX® head screws, long pattern

- Square drive as per DIN 3120 - C 10, ISO 1174, with ball retaining groove
- Hand-operated, knurled grip
- Chrome-plated
- With pressed-in pin in GEDORE vanadium special steel, gun-metal finish
- TORX® = reg. trademark of Acument Intellectual Properties, LLC. USA



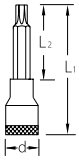

	M	mm	L_1	L_2	d	kg	Code	No.
T20	M4 - M5	3,86	94	62	17.5	0.070	1394177	ITX 30 L T20
T25	M4,5 - M5	4,43	94	62	17.5	0.070	1394185	ITX 30 L T25
T27	M4,5 - M6	4,99	94	62	17.5	0.070	1394193	ITX 30 L T27
T30	M6 - M7	5,52	94	62	17.5	0.071	1394207	ITX 30 L T30
T40	M7 - M8	6,65	94	62	17.5	0.070	1394215	ITX 30 L T40
T45	M8 - M10	7,82	94	62	17.5	0.071	1394223	ITX 30 L T45
T50	M10	8,83	94	62	19.0	0.099	1394231	ITX 30 L T50

ITX 30 B
SCREWDRIVER BIT SOCKET 3/8"

for recessed TORX® head screws with pilot

- Square drive as per DIN 3120 - C 10, ISO 1174, with ball retaining groove
- Hand-operated, knurled grip
- Chrome-plated
- With pressed-in pin in GEDORE vanadium special steel, gun-metal finish
- TORX® = reg. trademark of Acument Intellectual Properties, LLC. USA





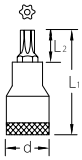

	M	mm	L_1	L_2	d	Bore mm	kg	Code	No.
T20	M4 - M5	3,86	49	17	17.5	1,55 x 1,86	0.046	1440969	ITX 30 B T20
T25	M4,5 - M5	4,43	49	17	17.5	1,93 x 2,04	0.048	1440977	ITX 30 B T25
T27	M4,5 - M6	4,99	49	17	17.5	2,18 x 2,29	0.048	1440985	ITX 30 B T27
T30	M6 - M7	5,52	49	17	17.5	2,56 x 2,92	0.048	1440993	ITX 30 B T30
T40	M7 - M8	6,65	49	17	19.0	2,92 x 3,28	0.064	1429701	ITX 30 B T40
T45	M8 - M10	7,82	49	17	19.0	3,45 x 3,68	0.066	1441000	ITX 30 B T45
T50	M10	8,83	49	17	20.5	3,83 x 3,78	0.078	1441019	ITX 30 B T50

IS 30
SCREWDRIVER BIT SOCKET 3/8"

for slotted head screws

- Square drive as per DIN 3120 - C 10, ISO 1174, with ball retaining groove
- Hand-operated, knurled grip
- Chrome-plated
- With pressed-in pin in GEDORE vanadium special steel, manganese-phosphated
- Blade as per DIN ISO 2380-1, Form B





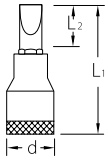

mm	mm	L_1	L_2	d	kg	Code	No.
5.5	1.0	55	27	17.5	0.040	6666100	IS 30 5,5x1
6.5	1.2	55	27	17.5	0.039	1640895	IS 30 6,5x1,2
8.0	1.2	55	23	17.5	0.054	6666290	IS 30 8x1,2
10.0	1.6	55	23	19.0	0.072	6666370	IS 30 10x1,6
12.0	2.0	55	23	20.5	0.083	1640909	IS 30 12x2

IKS 30
SCREWDRIVER BIT SOCKET 3/8"

10
3/8"

for cross-head screws PH

- Square drive as per DIN 3120 - C 10, ISO 1174, with ball retaining groove
- Hand-operated, knurled grip
- Chrome-plated
- With pressed-in pin in GEDORE vanadium special steel, gun-metal finish
- Tip as per DIN ISO 8764-1 PH



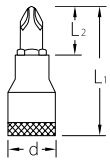

PH	L_1	L_2	d	kg	Code	No.
1	55	27	17.5	0.041	6666610	IKS 30 1
2	55	23	17.5	0.052	6666880	IKS 30 2
3	55	23	19.0	0.070	6666960	IKS 30 3

IKS 30 PZD
SCREWDRIVER BIT SOCKET 3/8"

10
3/8"

for cross-head screws Pozi PZ

- Square drive as per DIN 3120 - C 10, ISO 1174, with ball retaining groove
- Hand-operated, knurled grip
- Chrome-plated
- With pressed-in pin in GEDORE vanadium special steel, gun-metal finish
- Tip as per DIN ISO 8764-1 PZ



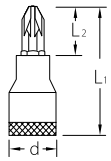

PZ	L_1	L_2	d	kg	Code	No.
1	55	27	17.5	0.040	1640968	IKS 30 PZD 1
2	55	23	17.5	0.051	1640976	IKS 30 PZD 2
3	55	23	19.0	0.069	1640984	IKS 30 PZD 3

IN 30 (MM)
SCREWDRIVER BIT SOCKET 3/8"

10
3/8"

for in-hex screws

- Acc. to DIN 7422
- Square drive as per DIN 3120 - C 10, ISO 1174, with ball retaining groove
- Hand-operated, knurled grip
- Chrome-plated
- With pressed-in pin in GEDORE vanadium special steel, manganese-phosphated

* not standardised



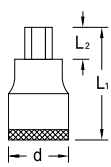

mm		L_1	L_2	d	kg	Code	No.
4		47	19	17.5	0.038	6241010	IN 30 4
5		47	19	17.5	0.039	6241280	IN 30 5
6		47	19	17.5	0.041	6241360	IN 30 6
7	*	47	19	17.5	0.041	1643037	IN 30 7
8		49	17	17.5	0.053	6241440	IN 30 8
10		49	17	19.0	0.073	6242920	IN 30 10

IN 30 (AF)
SCREWDRIVER BIT SOCKET 3/8"

10
3/8"

for in-hex screws

- Square drive as per DIN 3120 - C 10, ISO 1174, with ball retaining groove
- Hand-operated, knurled grip
- Chrome-plated
- With pressed-in pin in GEDORE vanadium special steel, manganese-phosphated



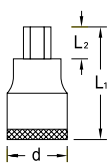

"AF	L_1	L_2	d	kg	Code	No.
1/8	47	19	17.5	0.035	2195208	IN 30 1/8AF
5/32	47	19	17.5	0.040	2195232	IN 30 5/32AF
3/16	47	19	17.5	0.040	2195267	IN 30 3/16AF
1/4	47	19	17.5	0.049	1193422	IN 30 1/4AF
5/16	49	17	17.5	0.054	1193431	IN 30 5/16AF
3/8	49	17	19.0	0.050	1193449	IN 30 3/8AF

IN 30 L
SCREWDRIVER BIT SOCKET 3/8"

for in-hex screws, long pattern

- Acc. to DIN 7422
- Square drive as per DIN 3120 - C 10, ISO 1174, with ball retaining groove
- Hand-operated, knurled grip
- Chrome-plated
- With pressed-in pin in GEDORE vanadium special steel, manganese-phosphated



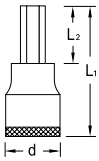

mm	L_1	L_2	d	kg	Code	No.
4	95	67	17.5	0.044	1510118	IN 30 L 4-95
5	95	67	17.5	0.048	1394347	IN 30 L 5-95
6	95	67	17.5	0.053	1394355	IN 30 L 6-95
7	95	67	17.5	0.058	1394363	IN 30 L 7-95
8	95	63	17.5	0.074	1394371	IN 30 L 8-95
10	95	63	19.0	0.105	1394398	IN 30 L 10-95

IN 30 LK
SCREWDRIVER BIT SOCKET 3/8"

with ball end, for in-hex screws, long pattern

- Square drive as per DIN 3120 - C 10, ISO 1174, with ball retaining groove
- Hand-operated, knurled grip
- Chrome-plated
- With pressed-in pin in GEDORE vanadium special steel, gun-metal finish
- Total swivel angle approx. 15-20°


IN 30 LK 10


IN 30 LK 4



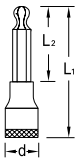

mm	L_1	L_2	d	kg	Code	No.
4	132	104	17.5	0.048	1505718	IN 30 LK 4
5	132	104	17.5	0.054	1505726	IN 30 LK 5
6	132	104	17.5	0.061	1505742	IN 30 LK 6
8	134	102	17.5	0.091	1505750	IN 30 LK 8
10	134	102	19.0	0.130	1505769	IN 30 LK 10

INX 30
SCREWDRIVER BIT SOCKET 3/8"

for multi-point screws XZN

- Acc. to DIN 2324
- Square drive as per DIN 3120 - C 10, ISO 1174, with ball retaining groove
- Hand-operated, knurled grip
- Chrome-plated
- With pressed-in pin in GEDORE vanadium special steel, manganese-phosphated
- Tip as per DIN 2325



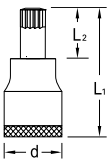

M	L_1	L_2	d	kg	Code	No.
M5	49	17	17.5	0.050	6242170	INX 30 5
M6	49	17	17.5	0.051	6242250	INX 30 6
M8	49	17	17.5	0.053	6242330	INX 30 8
M10	49	17	19.0	0.078	2194872	INX 30 10

INX 30 L
SCREWDRIVER BIT SOCKET 3/8"

for multi-point screws XZN, long pattern

- Acc. to DIN 2324
- Square drive as per DIN 3120 - C 10, ISO 1174, with ball retaining groove
- Hand-operated, knurled grip
- Chrome-plated
- With pressed-in pin in GEDORE vanadium special steel, manganese-phosphated
- Tip as per DIN 2325



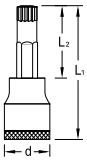

M	L_1	L_2	d	kg	Code	No.
M6	94	62	17.5	0.068	1394312	INX 30 L 6
M8	94	62	17.5	0.071	1394320	INX 30 L 8
M10	94	62	19.0	0.079	1394339	INX 30 L 10

Accessories 10 (3/8")

3084
SPEED BRACE 3/8"

- Acc. to DIN 3122, ISO 3315
- For hand-operated sockets and accessories with square drive as per DIN 3120, ISO 1174, with ball locking device
- GEDORE vanadium steel 31CrV3, polished, chrome-plated
- No. 3084 L for applications e.g. in the aviation sector

3084



3084 L

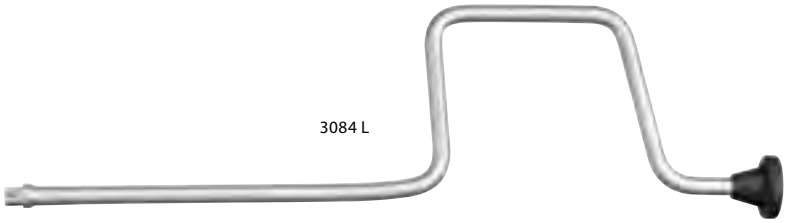

■ "	■	⊢ mm ⊣	kg	Code	No.
3/8	10	288	0.423	6236440	3084
3/8	10	463	0.568	1965395	3084 L

3098
SWIVEL HANDLE 3/8"

- For hand-operated sockets and accessories with square drive as per DIN 3120, ISO 1174, with ball locking device
- GEDORE vanadium steel 31CrV3, polished, chrome-plated

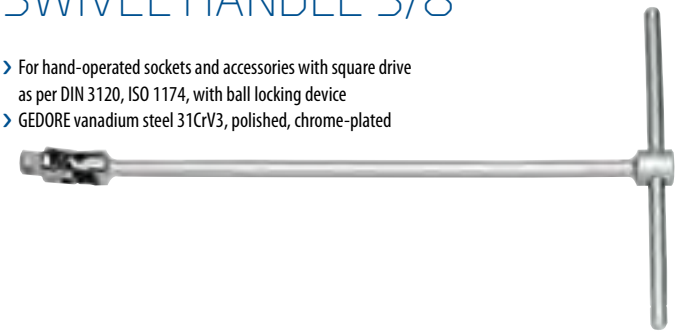

■ "	■	⊢ mm ⊣	kg	Code	No.
3/8	10	450	0.364	6182410	3098

3096
SWIVEL HANDLE 3/8"

- Acc. to DIN 3122, ISO 3315
- For hand-operated sockets and accessories with square drive as per DIN 3120, ISO 1174, with ball locking device
- GEDORE vanadium steel 31CrV3, polished, chrome-plated



■ "	■	⊢ mm ⊣	kg	Code	No.
3/8	10	254	0.201	6238220	3096

3087 A
SLIDING T BAR WITH RELEASE 3/8"

- Secured against unintentional removal
- GEDORE vanadium steel 31CrV3, polished, chrome-plated
- Turn handle for easy locking and releasing
- Accidental release when working is prevented because of the asymmetrical release point
- Particularly useful for work in sensitive areas where certainty against loss is a theme
- Examples: Aircraft engine, work in deep machine bodies
- DBGM (German utility patent)



■ "	■	⊢ mm ⊣	kg	Code	No.
3/8	10	163	0.135	1871633	3087 A

3087
SLIDING T BAR 3/8"

- Acc. to DIN 3122, ISO 3315
- For hand-operated sockets and accessories with square drive as per DIN 3120, ISO 1174, with ball locking device
- GEDORE vanadium steel 31CrV3, polished, chrome-plated



■ "	■	⊢ mm ⊣	kg	Code	No.
3/8	10	163	0.164	6236520	3087

3081
L-HANDLE 3/8"

› Acc. to DIN 3122, ISO 3315
› For hand-operated sockets and accessories with square drive as per DIN 3120, ISO 1174, with ball locking device
› GEDORE vanadium steel 31CrV3, polished, chrome-plated



■"	■	mm	kg	Code	No.
3/8	10	180	0.153	6236360	3081

3090 A
EXTENSION 3/8"
with release

› Easy access to deep-fitting screws in confined areas
› No unintentional release of the socket from the extension due to safety ring
› For hand-operated sockets and accessories with square drive as per DIN 3120, ISO 1174, with ball locking device



■"	■	mm	kg	Code	No.
3/8	10	125	0.120	1932314	3090 A-5
3/8	10	250	0.210	1932322	3090 A-10

3090 M
EXTENSION 3/8"
with magnet

› For hand-operated sockets with square drive as per DIN 3120, ISO 1174, with ball locking device
› The holding magnet securely fixes the screws or nuts in the socket
› One-hand operation - using the socket the screw or nut can be immediately screwed in
› Thanks to a spring mechanism the holding magnet is always in direct contact with the screw head. It ensures that the screw is centrally guided
› A strong permanent magnet keeps hold of even large screws
› Makes work easier particularly in confined spaces
› Hot forged
› GEDORE vanadium steel 31CrV3, polished



■"	■	mm	kg	Code	No.
3/8	10	65	0.065	2960060	3090 M

3090
EXTENSION 3/8"

› Acc. to DIN 3123, ISO 3316
› For hand-operated sockets and accessories with square drive as per DIN 3120, ISO 1174, with ball locking device
› GEDORE vanadium steel 31CrV3, polished, chrome-plated
* not standardised


3090-2


3090-3


3090-5


3090-7


3090-10


3090-12

■"	■		mm	kg	Code	No.
3/8	10	*	50	0.063	1476637	3090-2
3/8	10		76	0.093	6236600	3090-3
3/8	10		125	0.117	6236790	3090-5
3/8	10	*	180	0.164	1476645	3090-7
3/8	10		250	0.222	6236870	3090-10
3/8	10	*	305	0.287	6238570	3090-12
3/8	10	*	500	0.524	1476653	3090-20

3090 KR
UNIVERSAL EXTENSION 3/8"

› With ball end
› For hand-operated sockets with square drive as per DIN 3120, ISO 1174, with ball locking device
› The extension is able to pivot up to 15°
› GEDORE vanadium steel 31CrV3, polished, chrome-plated



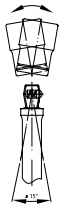

■"	■	mm	kg	Code	No.
3/8	10	76	0.080	1874381	3090 KR-3
3/8	10	125	0.108	1845756	3090 KR-5
3/8	10	250	0.197	1845764	3090 KR-10

VDE 3090 ›573



3095
UNIVERSAL JOINT 3/8"

› Acc. to DIN 3123, ISO 3316
› For hand-operated sockets and accessories with square drive as per DIN 3120, ISO 1174, with ball locking device
› GEDORE vanadium steel 31CrV3, polished, chrome-plated



■"	■	□"	□	⊢mm⊣	kg	Code	No.
3/8	10	3/8	10	50	0.053	6238140	3095

3094
COUPLER 3/8"

› Acc. to DIN 3122, ISO 3316
› For hand-operated sockets and accessories with square drive as per DIN 3120, ISO 1174, with ball locking device
› GEDORE vanadium steel 31CrV3, polished, chrome-plated



■"	■	⊢mm⊣	kg	Code	No.
3/8	10	29	0.020	6237760	3094

3019
CONVERTOR 3/8" TO 1/2"

› Acc. to DIN 3123, ISO 3316
› For hand-operated sockets and accessories with square drive as per DIN 3120, ISO 1174, with ball locking device
› GEDORE vanadium steel 31CrV3, polished, chrome-plated





□"	□	■"	■	⊢mm⊣	kg	Code	No.
3/8	10	1/2	12.5	35	0.053	6236010	3019

3020
REDUCER 3/8" TO 1/4"

› Acc. to DIN 3123, ISO 3316
› For hand-operated sockets and accessories with square drive as per DIN 3120, ISO 1174, with ball locking device
› GEDORE vanadium steel 31CrV3, polished, chrome-plated





□"	□	■"	■	⊢mm⊣	kg	Code	No.
3/8	10	1/4	6.3	28	0.026	6236280	3020

SL 3014
TOOL HOLDING RAIL, MAGNETIC 3/8"

empty

› External squares to take 14 standard commercial 10 mm (3/8") sockets
› Two female square adaptors to take ratchets, sliding T bars, extensions etc.
› A strong magnet securely holds the socket rail to ferrous metals
› Additional holes are provided for wall mounting the socket rail or attaching to non-ferrous materials
› The sockets are securely locked by the ball at the square-drive end by turning them 90°
› It is a simple matter to "unlock" and remove the sockets, by turning them 90° in the opposing direction
› Delivery without tools







⊢mm⊣	mm	kg	Code	No.
380	33	0.355	1761080	SL 2013

VH 30
SPRING STEEL SOCKET RAIL 3/8"

› For 14 3/8" sockets
› Delivery without tools





⊢mm⊣	kg	Code	No.
405	0.067	5164810	VH 30

12.5 (1/2") square drive

12.5 12.5

Sets 12.5 (1/2") METRIC

12.5 ½

19 KMU / D 19 KMU
SOCKET SET 1/2"

13 pieces

12,5 ½ mm

- With forged, tempered hexagon (no.19) or UD profile sockets (no. D 19), hand-operated
- With accessories made from GEDORE vanadium steel 31CrV
- With robust lever-change reversible ratchet, with push-button release
- In GEDORE blue sheet steel case
- Dimensions: 320 x 132 x 55 mm



Ratchet	Sockets	Accessories	kg	Code	No.
1993 U-20	**19** 10 12 13 14 15 16 17 18 19 22 24	**1990**-5	2.9	2545810	19 KMU-20
1993 U-20	**D 19** 10 12 13 14 15 16 17 18 19 22 24	**1990**-5	2.9	2545829	D 19 KMU-20

19 JMU / D 19 JMU
SOCKET SET 1/2"

19 pieces

12,5 ½ mm

- With forged, tempered hexagon (no.19) or UD profile sockets (no. D 19), hand-operated
- With accessories made from GEDORE vanadium steel 31CrV3
- With fine toothed, dial change ratchet
- In GEDORE blue sheet steel case
- Dimensions: 320 x 210 x 55 mm



Ratchet	Sockets	Accessories	kg	Code	No.
U-3 **1993 U-3**	**19** 8 9 10 11 12 13 14 15 16 17 18 19 21 22 24	**1990**-5 -10 **1995**	3.7	2682842	19 JMU-3
U-3 **1993 U-3**	**D 19** 8 9 10 11 12 13 14 15 16 17 18 19 21 22 24	**1990**-5 -10 **1995**	3.7	2682850	D 19 JMU-3

19 EMU / D 19 EMU
SOCKET SET 1/2"

12.5
1/2"
mm

23 pieces

- With forged, tempered hexagon (no.19) or UD profile sockets (no. D 19), hand-operated
- With accessories made from GEDORE vanadium steel 31CrV3
- Set U-20 with robust lever-change reversible ratchet, with push-button release
- Set U-3 with fine toothed, dial change ratchet
- In GEDORE blue sheet steel case
- Dimensions: 425 x 277 x 55 mm



Ratchet	Sockets	Accessories	kg	Code	No.
1993 U-20	**19** 8 9 10 11 12 13 14 15 16 17 18 19 21 22 24 27 30 32	**1987** **1990**-5 -10 **1995**	6.8	2545837	19 EMU-20
1993 U-20	**D 19** 8 9 10 11 12 13 14 15 16 17 18 19 21 22 24 27 30 32	**1987** **1990**-5 -10 **1995**	6.7	2545845	D 19 EMU-20
U-3 **1993 U-3**	**19** 8 9 10 11 12 13 14 15 16 17 18 19 21 22 24 27 30 32	**1987** **1990**-5 -10 **1995**	6.8	2545853	19 EMU-3
U-3 **1993 U-3**	**D 19** 8 9 10 11 12 13 14 15 16 17 18 19 21 22 24 27 30 32	**1987** **1990**-5 -10 **1995**	6.6	2545861	D 19 EMU-3

19 TMU / D 19 TMU
SOCKET SET 1/2"

12.5
1/2"
mm

25 pieces

- With forged, tempered hexagon (no.19) or UD profile sockets (no. D 19), hand-operated
- With accessories made from GEDORE vanadium steel 31CrV3
- With reversible lever change ratchet, with push-button release
- In GEDORE blue sheet steel case
- Dimensions: 425 x 277 x 55 mm



Ratchet	Sockets	Accessories	kg	Code	No.
U-10 **1993 U-10 T**	**19** 10 11 12 13 14 15 16 17 18 19 21 22 23 24 26 27 28 30 32	**1985** **1987** **1990**-5 -10 **1995**	7.8	6151880	19 TMU-10
U-10 **1993 U-10 T**	**D 19** 10 11 12 13 14 15 16 17 18 19 21 22 23 24 26 27 28 30 32	**1985** **1987** **1990**-5 -10 **1995**	7.7	6151960	D 19 TMU-10

19 VMU / D 19 VMU
SOCKET SET 1/2"

28 pieces

- With forged, tempered hexagon (no.19) or UD profile sockets (no. D 19), hand-operated
- With accessories made from GEDORE vanadium steel 31CrV3
- With reversible lever change ratchet, with push-button release
- In GEDORE blue sheet steel case
- Dimensions: 425 x 277 x 55 mm



Ratchet	Sockets	Accessories	kg	Code	No.
U-10 **1993 U-10 T**	**19** 10 11 12 13 14 15 16 17 18 19 20 21 22 23 24 26 27 28 30 32 33 34 36	**1987** **1990**-5 -10 **1995**	7.8	2682869	19 VMU-10
U-10 **1993 U-10 T**	**D 19** 10 11 12 13 14 15 16 17 18 19 20 21 22 23 24 26 27 28 30 32 33 34 36	**1987** **1990**-5 -10 **1995**	7.8	2682877	D 19 VMU-10

19 LMU-10
SOCKET SET 1/2"

31 pieces

- With forged, tempered UD profile sockets, hand-operated
- Impact sockets with protective sleeve
- With accessories made from GEDORE vanadium steel 31CrV3
- With reversible lever change ratchet, with push-button release
- In GEDORE blue sheet steel case
- Dimensions: 425 x 277 x 55 mm



Ratchet	Sockets	Accessories	kg	Code	No.
U-10 **1993 U-10 T**	**19** 10 11 12 13 14 15 16 17 18 19 21 22 24 27 32 36 **D 19 L** 10 12 13 14 15 16 18 24 **K 19 LS** 17 19 21 22	**1990**-5 -10	8.3	1806033	19 LMU-10

19 RMU-10
SOCKET SET 1/2"

32 pieces

- With forged, tempered hexagon UD profile sockets, hand-operated
- With combination ratchet spanner no. 7 R for ratchet loosening and fast tightening
- With accessories made from GEDORE vanadium steel 31CrV3
- With reversible lever change ratchet, with push-button release
- In GEDORE blue sheet steel case
- Dimensions: 425 x 277 x 55 mm



Ratchet	Sockets	Accessories	kg	Code	No.
U-10 **1993 U-10 T**	**19** 8 10 11 12 13 14 15 16 17 18 19 21 22 24 27 32 36 **7 R** 8 10 11 12 13 14 15 16 17 18 19	**1990**-5 -10 **1995**	7.7	6145210	19 RMU-10

IN 19 Q
SCREWDRIVER BIT SOCKET SET 1/2"

11 pieces

- For in-hex screws
- In GEDORE blue sheet steel case
- Dimensions: 320 x 210 x 55 mm



Ratchet	Sockets	Accessories	kg	Code	No.
U-10 **1993 U-10 T**	**IN 19** 5 6 7 8 9 10 12 14 17	**1990**-10	3.3	6156920	IN 19 Q

19 IMU / D 19 IMU
SOCKET SET 1/2"

27 pieces

- With forged, tempered hexagon (no.19) or UD profile sockets (no. D 19), hand-operated
- With accessories made from GEDORE vanadium steel 31CrV3
- With reversible lever change ratchet, with push-button release
- In GEDORE blue sheet steel case
- Dimensions: 425 x 277 x 55 mm



Ratchet	Sockets	Accessories	kg	Code	No.
U-10 **1993 U-10 T**	**19** 10 11 12 13 14 15 17 19 22 24 27 30 **IN 19** 5 6 7 8 10 12 14 **IS 19** 8 10 **IKS 19** 2 3	**1990**-5 -10 **1995**	6.9	6139750	19 IMU-10
U-10 **1993 U-10 T**	**D 19** 10 11 12 13 14 15 17 19 22 24 27 30 **IN 19** 5 6 7 8 10 12 14 **IS 19** 8 10 **IKS 19** 2 3	**1990**-5 -10 **1995**	6.8	6140090	D 19 IMU-10

ITX 19 TXU-20
SOCKET SET 1/2"

25 pieces

- For protruding and recessed TORX® screws
- In GEDORE blue sheet steel case
- Dimensions: 425 x 277 x 55 mm
- TORX® = reg. trademark of Acument Intellectual Properties, LLC. USA



Ratchet	Sockets	Accessories	kg	Code	No.
1993 U-20	**ITX 19** T20 T25 T27 T30 T40 T45 T50 T55 T60 **TX 19** E10 E11 E12 E14 E16 E18 E20 E24 **TX 4** E6xE8 E10xE12 E14xE18 E20xE24	**1990**-5 -10 **1995**	6.4	2546019	ITX 19 TXU-20

ITX 19 INU-20
SOCKET SET 1/2"

42 pieces

- For protruding and recessed TORX® screws and in-hex screws
- In GEDORE blue sheet steel case
- Dimensions: 425 x 277 x 55 mm
- TORX® = reg. trademark of Acument Intellectual Properties, LLC. USA



Ratchet	Sockets	Accessories	kg	Code	No.
U-20 **1993 U-20**	**19** 10 11 12 13 14 15 16 17 18 19 21 22 24 27 30 32 **IN 19** 5 6 7 8 9 10 12 14 17 **TX 19** E10 E12 E14 E16 E18 E20 E24 **ITX 19** T20 T25 T27 T30 T40 T45 T50 T55 T60	**1990 KR**-10	8.2	2546000	ITX 19 INU-20

19 V20U-10
SOCKET SET 1/4"-1/2"

50 pieces

- With forged, tempered hexagon or UD profile sockets, hand-operated
- With accessories made from GEDORE vanadium steel 31CrV3
- 1/4" with fine toothed, dial change ratchet U-3
- 1/2" with reversible lever change ratchet U-10 T
- In GEDORE blue sheet steel case
- Dimensions: 425 x 277 x 55 mm



Ratchet	Sockets	Accessories	kg	Code	No.
½ U-10 **1993 U-10 T**	½ **19** 10 11 12 13 14 15 17 19 22 24 27 30 ½ **IN 19** 7 8 10 12 14 ½ **IS 19** 8 10 ½ **IKS 19** 3	½ **1990**-5 -10 ½ **1995**	7.2	6157490	19 V20U-10
¼ U-3 **2093 U-3**	¼ **20** 4 4,5 5 5,5 6 7 8 9 10 11 13 ¼ **IN 20** 3 4 5 6 ¼ **IS 20** 4 5,5 6,5 ¼ **IKS 20** 1 2	¼ **2098** ¼ **2090**-2 -4 ¼ **2087** ¼ **2095**			

19 V20U-20
SOCKET SET 1/4"-1/2"
81 pieces

- With forged, tempered sockets, hand-operated
- With accessories made from GEDORE vanadium steel 31CrV3
- With robust lever-change reversible ratchet, with push-button release
- In GEDORE blue sheet steel case
- Dimensions: 425 x 277 x 55 mm



Ratchet	Sockets	Accessories	kg	Code	No.
1/2" **1993 U-20**	1/2" **19** 10 11 12 13 14 15 16 17 18 19 21 22 24 27 30 32 36	1/2" **1990 KR**-5 -10	7.4	1550691	19 V20U-20
1/4" **2093 U-20**	1/4" **D 20** 4 5 5,5 6 7 8 9 10 11 12 13	1/4" **2090**-4			
	680 4 4,5 5,5 6,5	1/4" **2095**			
	685 2 2,5 3 4 5 6 8	**620**			
	685 X 5 6 8	**676**			
	687 TX T10 T15 T20 T25 T27 T30 T40	**699**			
	690 1 2 3				
	690 PZD 1 2 3	**KB 819**			
	885 3 4 5 6 8 10				
	885 X 5 6 8 10 12				
	887 TX T27 T30 T40 T45 T50				

D 19 L-015
SOCKET SET 1/2"
15 pieces

- With forged, tempered UD profile sockets, hand-operated
- In GEDORE blue sheet steel case
- Dimensions: 320 x 210 x 55 mm



Sockets	kg	Code	No.
D 19 L 10 12 13 14 15 16 17 18 19 21 22 24 27 30 32	4.3	2190214	D 19 L-015

IN 19 PM
SCREWDRIVER BIT SOCKET SET 1/2"
9 pieces

- For in-hex screws
- In GEDORE blue sheet steel case
- Dimensions: 281 x 79 x 35 mm



Sockets	kg	Code	No.
IN 19 5 6 7 8 9 10 12 14 17	1.362	6156250	IN 19 PM

INX 19 PM
SCREWDRIVER BIT SOCKET SET 1/2"

9 pieces

- For slotted, cross-head and multi-point screws
- In GEDORE blue sheet steel case
- Dimensions: 281 x 79 x 35 mm



Sockets	kg	Code	No.
INX 19 5 6 8 10 12 **IKS 19** 2 3 **IS 19** 12 16	1.3	6150050	INX 19 PM

IN 19 LKM
SCREWDRIVER BIT SOCKET SET 1/2"

15 pieces

- For in-hex screws, short and long
- In GEDORE blue sheet steel case
- Dimensions: 320 x 210 x 55 mm



Sockets	kg	Code	No.
IN 19 5 6 7 8 9 10 12 14 17 **IN 19 L** 5-90 6-90 8-90 10-140 12-140 14-140	3.2	6129360	IN 19 LKM

ITX 19 PM / ITX 19 B-PM
SCREWDRIVER BIT SOCKET SET 1/2"

9 pieces

- ITX 19 PM: for recessed TORX® head screws
- ITX 19 B-PM: for recessed TORX® head screws with pilot
- In GEDORE blue sheet steel case
- Dimensions: 281 x 79 x 35 mm
- TORX® = reg. trademark of Acument Intellectual Properties, LLC. USA



Sockets	kg	Code	No.
ITX 19 T20 T25 T27 T30 T40 T45 T50 T55 T60	1.2	6158970	ITX 19 PM
ITX 19 B T20 T25 T27 T30 T40 T45 T50 T55 T60	1.3	1394894	ITX 19 B-PM

TX 19 E-09
SOCKET SET 1/2"

9 pieces

- For protruding TORX® screws
- With convertor 3/8" to 1/2"
- In plastic case
- Dimensions: 200 x 120 x 38 mm
- TORX® = reg. trademark of Acument Intellectual Properties, LLC. USA



Sockets	kg	Code	No.
TX 19 E10 E11 E12 E14 E16 E18 E20 E24 **3019**	1.0	6265970	TX 19 E-09

ITX 19 TX-017
SCREWDRIVER BIT SOCKET SET 1/2"

17 pieces

- For protruding and recessed TORX® screws
- In GEDORE blue sheet steel case
- Dimensions: 320 x 210 x 55 mm
- TORX® = reg. trademark of Acument Intellectual Properties, LLC. USA



Sockets	kg	Code	No.
ITX 19 T20 T25 T27 T30 T40 T45 T50 T55 T60 **TX 19** E10 E11 E12 E14 E16 E18 E20 E24	2.8	6129520	ITX 19 TX-017

ITX 19 LKP
SCREWDRIVER BIT SOCKET SET 1/2"

18 pieces

- For recessed TORX® screws, short and long
- In GEDORE blue sheet steel case
- Dimensions: 320 x 210 x 55 mm
- TORX® = reg. trademark of Acument Intellectual Properties, LLC. USA



Sockets	kg	Code	No.
ITX 19 T20 T25 T27 T30 T40 T45 T50 T55 T60 **ITX 19 L** T20 T25 T27 T30 T40 T45 T50 T55 T60	3.2	6138510	ITX 19 LKP

19 TX 20
SCREWDRIVER BIT SOCKET SET 1/2" + 1/4"

34 pieces

- 1/4" and 1/2" sockets for protruding and recessed TORX® screws
- In GEDORE blue sheet steel case
- Dimensions: 320 x 210 x 55 mm
- TORX® = reg. trademark of Acument Intellectual Properties, LLC. USA



Sockets	kg	Code	No.
½ **ITX 19** T40 T45 T50 T55 T60	3.6	6129440	19 TX 20
½ **ITX 19 L** T20 T25 T27 T30 T40 T45 T50 T55 T60			
½ **TX 19** E12 E14 E16 E18 E20 E24			
¼ **ITX 20** T8 T9 T10 T15 T20 T25 T27 T30			
¼ **TX 20** E4 E5 E6 E7 E8 E10			

Sets 12.5 (1/2") INCH

D 19 WAU-20
SOCKET SET 1/2"

31 pieces

12.5
1/2"
"AF

- With forged, tempered UD profile sockets, hand-operated
- With accessories made from GEDORE vanadium steel 31CrV3
- With robust lever-change reversible ratchet, with push-button release
- In GEDORE blue sheet steel case
- Dimensions: 425 x 277 x 55 mm



Ratchet	Sockets	Accessories	kg	Code	No.
1993 U-20	**D 19** 5/16 11/32 3/8 13/32 7/16 1/2 9/16 19/32 5/8 11/16 3/4 25/32 13/16 7/8 15/16 1" 1.1/16 1.1/8 1.3/16 1.1/4" **H 42 EL**-88 A	**1990**-5 -10 **1995**	6.9	2546027	D 19 WAU-20

IN 19 PA
SCREWDRIVER BIT SOCKET SET 1/2"

9 pieces

12.5
1/2"
"AF

- For in-hex screws
- In GEDORE blue sheet steel case
- Dimensions: 281 x 79 x 35 mm



Sockets	kg	Code	No.
IN 19 3/16 7/32 1/4 9/32 5/16 3/8 1/2 9/16 5/8"	1.328	6156410	IN 19 PA

Sets 12.5 (1/2") MM+INCH

D 19 XMAU-20
SOCKET SET 1/2"

31 pieces

12,5
1/2"
mm
"AF

- With forged, tempered UD profile sockets, hand-operated
- With accessories made from GEDORE vanadium steel 31CrV3
- With robust lever-change reversible ratchet, with push-button release
- In GEDORE blue sheet steel case
- Dimensions: 425 x 277 x 55 mm



Ratchet	Sockets	Accessories	kg	Code	No.
1993 U-20	**D 19** 11 13 14 17 19 22 24 27 30 32 **D 19** 3/8 13/32 7/16 1/2 9/16 19/32 5/8 11/16 3/4 25/32 13/16 7/8 15/16 1" 1.1/16 1.1/8"	**1987** **1990**-5 -10 **1995**	7.6	2546043	D 19 XMAU-20

Sets 12.5 (1/2") WITHWORTH

D 19 YWU-20
SOCKET SET 1/2"

14 pieces

12,5
1/2"
Whitw.

- With forged, tempered bi-hexagon sockets, hand-operated
- With accessories made from GEDORE vanadium steel 31CrV3
- With robust lever-change reversible ratchet, with push-button release
- In GEDORE blue sheet steel case
- Dimensions: 320 x 210 x 55 mm



Ratchet	Sockets	Accessories	kg	Code	No.
1993 U-20	**D 19** 3/16 1/4 5/16 3/8 7/16 1/2 9/16 5/8 11/16 3/4W	**1990**-5 -10 **1995**	3.8	2546035	D 19 YWU-20

SK 12.5 (1/2")

SK Ratchet and sockets
SK = socket short

- Especially for working in confined spaces
- Sockets and ratchet with tubular section for taking up long thread bolts
- A compact and inner-cavity hexagonal system as the connection between ratchet and socket
- The sockets are inserted into the ratchet hexagon female drive
- The drive length is concealed inside the ratchet and shortens the projecting part of the socket by 50 % as against the traditional system
- Sockets and ratchet hot-drop forged of GEDORE steel
- Sockets from 10 to 24 mm





19 SKU-20
SOCKET SET 1/2"

14 pieces

- With forged, tempered, hand-operated sockets no. 19 SK with hexagon drive
- With reversible lever change ratchet with in-hex drive
- Small, drop shaped head for confined areas
- Fine-toothed, return angle 6 degrees
- Non-slip 2-component handle with hanging hole
- In GEDORE blue sheet steel case
- Dimensions: 320 x 132 x 55 mm



Ratchet	Sockets	kg	Code	No.
1993 U-20 SK	**19 SK** 10 11 12 13 14 15 16 17 18 19 21 22 24	2.6	2521563	19 SKU-20

1993 U-20 SK
REVERSIBLE RATCHET 1/2"

- Especially for thread bolts and working in confined spaces
- With hexagon drive
- Torques specification required to standard DIN 3122 is exceeded
- Small, drop shaped head for confined areas
- Fine-toothed (60 teeth), with lever change
- Return angle 6 degrees
- Non-slip 2-component handle with hanging hole
- For hand-operated sockets with hexagon no. 19 SK
- GEDORE vanadium steel 31CrV3, chrome-plated



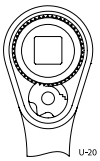

					Code	No.
12.5	6	270	21	0.510	2219492	1993 U-20 SK

19 SK
SOCKET 1/2"
hexagon, short pattern

- With hexagon drive
- For use with reversible ratchet no. 1993 U-20 SK
- Torques specification required to standard DIN 3124 is exceeded
- GEDORE steel 42CrMo4, chrome-plated



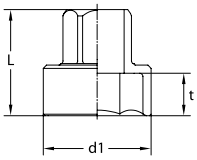

mm	L	d_1	t		Code	No.
10	24.0	15.5	6.0	0.040	2521539	19 SK 10
11	24.0	16.7	6.0	0.040	2521547	19 SK 11
12	25.0	18.0	7.0	0.040	2521555	19 SK 12
13	25.0	19.2	7.0	0.040	2225875	19 SK 13
14	25.0	20.5	7.0	0.040	2225883	19 SK 14
15	26.5	21.7	8.5	0.040	2225891	19 SK 15
16	26.5	22.5	8.5	0.091	2225905	19 SK 16
17	27.0	24.0	8.5	0.040	2225913	19 SK 17
18	31.0	25.5	11.0	0.040	2225921	19 SK 18

mm	L	d_1	t		Code	No.
19	31.0	26.7	11.0	0.081	2225948	19 SK 19
21	33.0	29.2	13.0	0.040	2225964	19 SK 21
22	33.0	30.5	13.0	0.121	2225972	19 SK 22
24	33.0	33.0	13.0	0.151	2225980	19 SK 24

VDE 1993 U ›575



Ratchets 12.5 (1/2")

1993 U-20 G
REVERSIBLE RATCHET 1/2"

with offset handle

- Used throughout industry and the automotive world - and as well in confined spaces
- Torque acc. to DIN 3122, ISO 3315
- Handle offset for barely accessible places
- Reduces the risk of injury to the fingers when working on flat surfaces
- Small, drop shaped head for confined areas
- Fine-toothed (60 teeth), with lever change and push-button release
- Return angle 6 degrees
- Non-slip 2-component handle with hanging hole
- For hand-operated sockets and accessories with square drive as per DIN 3120 - C 12.5, ISO 1174, ball locking device
- GEDORE vanadium steel 31CrV3, chrome-plated



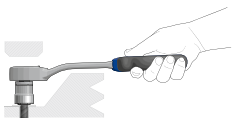



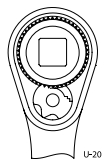

■ "	■	°	⊢mm⊣	mm²	kg	Code	No.
1/2	12.5	6	270	37.5	0.540	2746786	1993 U-20 G

1993 U-20
REVERSIBLE RATCHET 1/2"

- Used throughout industry and the automotive world - and as well in confined spaces
- Acc. to DIN 3122, ISO 3315
- Small, drop shaped head for confined areas
- Fine-toothed (60 teeth), with lever change and push-button release
- Return angle 6 degrees
- Non-slip 2-component handle with hanging hole
- For hand-operated sockets and accessories with square drive as per DIN 3120 - C 12.5, ISO 1174, ball locking device
- GEDORE vanadium steel 31CrV3, chrome-plated





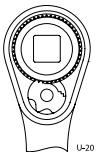

■ "	■	°	⊢mm⊣	mm²	kg	Code	No.
1/2	12.5	6	270	37.5	0.536	1436686	1993 U-20

1993 U-10 L
REVERSIBLE RATCHET 1/2"

long pattern

- For an increase in torque, long design
- Acc. to DIN 3122, ISO 3315
- With recessed lever change
- Push-button release
- Return angle 7.5 degrees
- Non-slip 2-component handle with hanging hole
- Locks in the middle position: When the lever is flipped, it automatically engages for clockwise or anti-clockwise operation
- For hand-operated sockets and accessories with square drive as per DIN 3120 - C 12.5, ISO 1174, ball locking device
- GEDORE vanadium steel 31CrV3, chrome-plated







■ "	■	°	⊢mm⊣	mm²	kg	Code	No.
1/2	12.5	7,5	350	41	0.696	6154550	1993 U-10 L

1993 U-10 T
REVERSIBLE RATCHET 1/2"

- Particularly for the demanding use experienced in industry and with utility vehicles
- Acc. to DIN 3122, ISO 3315
- With recessed lever change
- Push-button release
- Return angle 7.5 degrees
- Non-slip 2-component handle with hanging hole
- Locks in the middle position: When the lever is flipped, it automatically engages for clockwise or anti-clockwise operation
- For hand-operated sockets and accessories with square drive as per DIN 3120 - C 12.5, ISO 1174, ball locking device
- GEDORE vanadium steel 31CrV3, chrome-plated







■ "	■	°	⊢mm⊣	mm²	kg	Code	No.
1/2	12.5	7,5	270	39	0.598	6142620	1993 U-10 T

LIGHTWEIGHT POWER PACK WITH 100% PERFORMANCE!

- Particularly suited for tiring overhead work!
- Its low weight goes easy particularly on one's joints
- Lightweight yet still of high-strength
- As with all U-10 ratchets, a mechanism of steel for guaranteed torque transfer as per DIN 3122
- Hot-drop forged
- Tough and hard from complex thermal finishing of the aluminium/zinc/magnesium/copper alloy after the demanding forging process

1993 ALU-10
ALUMINIUM REVERSIBLE RATCHET 1/2"

- Very lightweight, especially for work done above your head
- Design spec. similar to DIN 3122, ISO 3315
- Made from special-purpose drop-forged and hardened aluminium
- The mechanism as in all U-10 ratchets is made from high-quality steel
- With recessed lever change
- Push-button release
- Return angle 7.5 degrees
- Non-slip 2-component handle with hanging hole
- Locks in the middle position: When the lever is flipped, it automatically engages for clockwise or anti-clockwise operation
- For hand-operated sockets and accessories with square drive as per DIN 3120 - C 12.5, ISO 1174, ball locking device
- Extremely lightweight - just 340 g



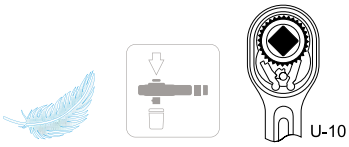

■"	■	°	⊢mm⊣	mm	kg	Code	No.
1/2	12.5	7,5	270	39	0.340	6142700	1993 ALU-10

1993 U-3
REVERSIBLE RATCHET 1/2"

- Especially for working in confined spaces, as in the automotive business
- Acc. to DIN 3122, ISO 3315
- With non-slip metal disc change, fine-toothed (72 teeth) and robust
- Return angle 5 degrees
- Non-slip 2-component handle with hanging hole
- For hand-operated sockets and accessories with square drive as per DIN 3120 - C 12.5, ISO 1174, ball locking device
- GEDORE vanadium steel 31CrV3, chrome-plated



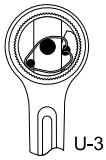

■"	■	°	⊢mm⊣	mm	kg	Code	No.
1/2	12.5	5	270	40.5	0.476	6144240	1993 U-3

1993 GU-3
SWIVEL HEAD REVERSIBLE RATCHET 1/2"

- Especially for use in the automotive sector
- Swivels through 180°, with joint lock
- With non-slip metal disc change, fine-toothed (72 teeth) and robust
- Return angle 5 degrees
- Non-slip 2-component handle with hanging hole
- Max. torque 300 N·m
- For hand-operated sockets and accessories with square drive as per DIN 3120 - C 12.5, ISO 1174, ball locking device
- GEDORE vanadium steel 31CrV3, chrome-plated





■"	■	°	⊢mm⊣	mm	kg	Code	No.
1/2	12.5	5	282	40.5	0.535	6144320	1993 GU-3

1993 GU-10 XL
SWIVEL HEAD REVERSIBLE RATCHET 1/2"

extra long

- Extra long design
- Ideal for the truck and/or industrial vehicle sectors
- Swivels through 180°
- With recessed lever change
- Push-button release
- Return angle 7.5 degrees
- Non-slip 2-component handle with hanging hole
- Especially suitable for high torques, max. torque 600 N·m
- Locks in the middle position: When the lever is flipped, it automatically engages for clockwise or anti-clockwise operation
- For hand-operated sockets and accessories with square drive as per DIN 3120 - C 12.5, ISO 1174, ball locking device
- GEDORE vanadium steel 31CrV3, chrome-plated







■"	■	∠°	⊢mm⊣	kg	Code	No.
1/2	12.5	7,5	600	1.160	2018934	1993 GU-10 XL

1993 Z-94
RATCHET HANDLE WITH COUPLER 1/2"

- Used throughout industry and the automotive world
- Acc. to DIN 3122, ISO 3315
- With square coupler, medium-fine toothed, extremely rugged
- Return angle 7.5 degrees
- Non-slip 2-component handle with hanging hole
- For hand-operated sockets and accessories with square drive as per DIN 3120 - C 12.5, ISO 1174 ball locking device
- GEDORE vanadium steel 31CrV3, chrome-plated





■"	■	∠°	⊢mm⊣	mm	kg	Code	No.
1/2	12.5	7,5	270	21.9	0.476	6144590	1993 Z-94

1993 U-10 K
PLASTIC RATCHET 1/2"

- For fast and easy tightening of bolted connections up to max. 70 N·m
- Very handy and compact, housing and handle form one unit
- Return angle 7.5 degrees
- Made from sturdy compound material with a steel mechanism
- Dimensions: 44 x 145 x 42.2 mm





■"	■	⊢mm⊣	∠°	kg	Code	No.
1/2	12.5	145	7,5	0.226	6242760	1993 U-10 K SCHWARZ

Sockets 12.5 (1/2")

19
SOCKET 1/2"

hexagon UD profile

- Acc. to DIN 3124, ISO 2725-1
- Square drive as per DIN 3120 - C 12.5, ISO 1174, with ball retaining groove
- Hand-operated, knurled grip
- GEDORE vanadium steel 31CrV3, polished, chrome-plated

* not standardised





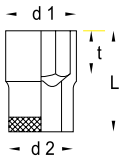

mm		L	d_1	d_2	t	kg	Code	No.
8		38.0	13.0	22.5	15.0	0.055	6130020	19 8
9	*	38.0	14.2	22.5	15.0	0.056	6130100	19 9
10		38.0	15.5	22.5	13.5	0.056	6130290	19 10
11		38.0	16.7	22.5	12.5	0.058	6130370	19 11
12		38.0	18.0	22.5	12.5	0.058	6130450	19 12
13		38.0	19.2	22.5	12.5	0.061	6130530	19 13
14		38.0	20.5	22.5	12.5	0.063	6130610	19 14
15		39.5	21.7	23.8	15.0	0.074	6130880	19 15
16		39.5	22.5	23.8	15.0	0.075	6130960	19 16
17		39.5	24.0	22.5	15.0	0.074	6131180	19 17
18		39.5	25.5	23.0	17.0	0.073	6131260	19 18
19		40.0	26.7	24.2	17.0	0.085	6131340	19 19
20		40.0	28.0	25.5	17.0	0.096	6131420	19 20
21		41.5	29.2	26.0	18.5	0.106	6131500	19 21

mm		L	d_1	d_2	t	kg	Code	No.
22		41.5	30.5	26.3	18.5	0.112	6131690	19 22
23	*	41.5	31.7	27.5	18.5	0.122	6131770	19 23
24		41.5	33.0	28.0	18.5	0.132	6131850	19 24
25	*	41.5	34.2	28.8	18.5	0.139	6131930	19 25
26	*	41.5	35.5	29.4	18.5	0.148	6132070	19 26
27		41.5	36.7	30.0	18.5	0.157	6132150	19 27
28	*	43.0	38.0	30.5	20.0	0.168	6132230	19 28
29	*	43.0	39.2	31.2	20.0	0.181	6132310	19 29
30		43.0	40.5	32.5	20.5	0.193	6132580	19 30
32		44.5	43.0	34.5	22.5	0.226	6132740	19 32
33	*	44.5	44.2	36.0	22.5	0.226	2545306	19 33
34		44.5	45.5	37.0	22.5	0.259	6138270	19 34
36	*	44.5	48.0	38.0	22.5	0.271	1718711	19 36

19 L
SOCKET 1/2"

hexagon UD profile, long pattern

- Acc. to DIN 3124, ISO 2725-1
- Square drive as per DIN 3120 - C 12.5, ISO 1174, with ball retaining groove
- Hand-operated, knurled grip
- GEDORE vanadium steel 31CrV3, polished, chrome-plated





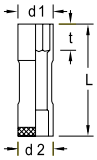

mm	L	d_1	d_2	t	kg	Code	No.
10	77.0	15.5	22.5	12.0	0.117	1718738	19 L 10
11	77.0	16.7	22.5	13.0	0.121	1718746	19 L 11
12	77.0	18.0	22.5	14.0	0.127	1718754	19 L 12
13	77.0	19.2	22.5	16.0	0.098	1718762	19 L 13
14	77.0	20.5	22.5	16.5	0.109	1718770	19 L 14
15	77.0	21.7	22.5	16.5	0.117	1718789	19 L 15
16	77.0	23.0	24.0	16.5	0.130	1718800	19 L 16
17	77.0	24.0	24.0	16.5	0.132	1718819	19 L 17
18	82.0	25.5	25.0	20.0	0.147	1718827	19 L 18
19	82.0	26.7	26.0	22.0	0.174	1718835	19 L 19
21	82.0	29.2	28.5	24.0	0.211	2300559	19 L 21
22	82.0	30.5	28.5	24.0	0.219	2300567	19 L 22
24	82.0	33.0	29.0	26.0	0.257	2300575	19 L 24
27	82.0	36.7	30.0	30.0	0.290	2300583	19 L 27
30	82.0	40.5	32.5	33.0	0.351	2300591	19 L 30

mm	L	d_1	d_2	t	kg	Code	No.
32	82.0	43.0	34.5	36.0	0.387	2300605	19 L 32
34	82.0	45.5	36.5	37.0	0.432	2300613	19 L 34

VDE 19 ›574



D 19 (MM)
SOCKET 1/2"
bi-hexagon UD profile

12.5
1/2"

- Acc. to DIN 3124, ISO 2725-1
- Square drive as per DIN 3120 - C 12.5, ISO 1174, with ball retaining groove
- Hand-operated, knurled grip
- GEDORE vanadium steel 31CrV3, polished, chrome-plated

* not standardised



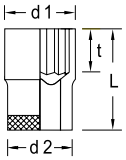

mm		L	d_1	d_2	t	kg	Code	No.
8		38.0	13.0	22.5	7.0	0.051	6133040	D 19 8
9	*	38.0	14.2	22.5	8.0	0.052	6133120	D 19 9
10		38.0	15.5	22.5	13.5	0.056	6133200	D 19 10
11		38.0	16.7	22.5	12.5	0.057	6133390	D 19 11
12		38.0	18.0	22.5	12.5	0.057	6133470	D 19 12
13		38.0	19.2	22.5	12.5	0.059	6133550	D 19 13
14		38.0	20.5	22.5	12.5	0.061	6133630	D 19 14
15		39.5	21.7	23.8	15.0	0.072	6133710	D 19 15
16		39.5	22.5	23.8	15.0	0.072	6133980	D 19 16
17		39.5	24.0	22.5	15.0	0.070	6134010	D 19 17
18		39.5	25.5	23.0	17.0	0.068	6134280	D 19 18
19		40.0	26.7	24.2	17.0	0.081	6134360	D 19 19
20		40.0	28.0	25.5	17.0	0.090	6134440	D 19 20
21		41.5	29.2	26.0	18.5	0.101	6134520	D 19 21

mm		L	d_1	d_2	t	kg	Code	No.
22		41.5	30.5	26.3	18.5	0.106	6134600	D 19 22
23	*	41.5	31.7	27.5	18.5	0.118	6134790	D 19 23
24		41.5	33.0	28.0	18.5	0.123	6134870	D 19 24
25	*	41.5	34.2	28.8	18.5	0.131	6134950	D 19 25
26	*	41.5	35.5	29.4	18.5	0.139	6135090	D 19 26
27		41.5	36.7	30.0	18.5	0.143	6135170	D 19 27
28	*	43.0	38.0	30.5	20.0	0.163	6135250	D 19 28
29	*	43.0	39.2	31.2	20.0	0.168	6135330	D 19 29
30		43.0	40.5	32.5	20.5	0.182	6135410	D 19 30
32		44.5	43.0	34.5	22.5	0.204	6135760	D 19 32
33	*	44.5	44.2	36.0	22.5	0.221	6135840	D 19 33
34	*	44.5	45.5	37.0	22.5	0.251	2545314	D 19 34
36	*	44.5	48.0	38.0	22.5	0.271	2194686	D 19 36

D 19 (AF)
SOCKET 1/2"
bi-hexagon UD profile

12.5
1/2"

- Square drive as per DIN 3120 - C 12.5, ISO 1174, with ball retaining groove
- Hand-operated, knurled grip
- GEDORE vanadium steel 31CrV3, polished, chrome-plated



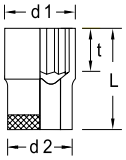

"AF	L	d_1	d_2	t	kg	Code	No.
5/16	38.0	13.0	22.5	7.0	0.052	6136060	D 19 5/16AF
11/32	38.0	13.9	22.5	8.0	0.054	6136140	D 19 11/32AF
3/8	38.0	14.9	22.5	15.0	0.055	6136220	D 19 3/8AF
13/32	38.0	15.9	22.5	13.5	0.055	6136300	D 19 13/32AF
7/16	38.0	16.7	22.5	12.5	0.056	6136490	D 19 7/16AF
1/2	38.0	18.7	22.5	12.5	0.058	6136570	D 19 1/2AF
9/16	38.0	20.7	22.5	12.5	0.061	6136650	D 19 9/16AF
19/32	39.5	21.7	23.8	15.0	0.070	6136730	D 19 19/32AF
5/8	39.5	22.5	23.8	15.0	0.073	6136810	D 19 5/8AF
11/16	39.5	24.7	22.5	17.0	0.066	6137030	D 19 11/16AF
3/4	40.0	26.7	24.2	17.0	0.084	6137110	D 19 3/4AF
25/32	40.0	27.7	25.3	17.0	0.090	6137380	D 19 25/32AF
13/16	41.5	28.5	25.7	18.5	0.097	6137460	D 19 13/16AF
7/8	41.5	30.6	26.5	18.5	0.105	6137540	D 19 7/8AF
15/16	41.5	32.6	28.3	18.5	0.126	6137620	D 19 15/16AF

"AF	L	d_1	d_2	t	kg	Code	No.
1	41.5	34.6	28.9	18.5	0.138	6137700	D 19 1AF
1.1/16	41.5	36.7	30.0	18.5	0.147	6137890	D 19 1.1/16AF
1.1/8	43.0	38.6	31.0	20.0	0.159	6137970	D 19 1.1/8AF
1.3/16	43.0	40.6	32.5	20.5	0.183	6138000	D 19 1.3/16AF
1.1/4	44.5	42.6	34.5	22.5	0.207	6138190	D 19 1.1/4AF

D 19 (WW)
SOCKET 1/2"
bi-hexagon

- Square drive as per DIN 3120 - C 12.5, ISO 1174, with ball retaining groove
- Hand-operated, knurled grip
- GEDORE vanadium steel 31CrV3, polished, chrome-plated



Whitw.	L	d_1	d_2	t	kg	Code	No.
3/16	38.0	17.0	22.5	12.5	0.054	6138780	D 19 3/16W
1/4	38.0	19.5	22.5	12.5	0.057	6138860	D 19 1/4W
5/16	39.5	21.9	23.8	15.0	0.069	6138940	D 19 5/16W
3/8	39.5	25.5	23.0	17.0	0.066	6139080	D 19 3/8W
7/16	41.5	28.8	26.0	18.5	0.096	6139160	D 19 7/16W
1/2	41.5	32.1	27.8	18.5	0.124	6139240	D 19 1/2W
9/16	41.5	34.9	29.2	18.5	0.137	6139320	D 19 9/16W
5/8	43.0	37.8	30.5	20.0	0.166	6139400	D 19 5/8W
11/16	43.0	41.0	33.0	20.5	0.184	6139590	D 19 11/16W
3/4	44.5	44.2	36.0	22.5	0.225	6138430	D 19 3/4W

D 19 L (MM)
SOCKET 1/2"
bi-hexagon UD profile, long pattern

- Acc. to DIN 3124, ISO 2725-1
- Square drive as per DIN 3120 - C 12.5, ISO 1174, with ball retaining groove
- Hand-operated, knurled grip
- GEDORE vanadium steel 31CrV3, polished, chrome-plated
- Sizes 16, 18, 21 mm with hole drilled for tommy bar Ø 8 mm



mm	L	d_1	d_2	t	kg	Code	No.
10	77.0	15.5	22.5	12.0	0.117	6141140	D 19 L 10
12	77.0	18.0	22.5	14.0	0.127	6141220	D 19 L 12
13	77.0	19.2	22.5	16.0	0.101	6140170	D 19 L 13
14	77.0	20.5	22.5	16.5	0.109	6140250	D 19 L 14
15	77.0	21.7	22.5	16.5	0.119	6142460	D 19 L 15
16	77.0	23.0	24.0	16.5	0.128	6142540	D 19 L 16
17	77.0	24.0	24.0	16.5	0.133	6140330	D 19 L 17
18	82.0	25.5	25.0	20.0	0.147	6142380	D 19 L 18
19	82.0	26.7	26.0	22.0	0.175	6140410	D 19 L 19
21	82.0	29.2	28.5	24.0	0.211	6140680	D 19 L 21
22	82.0	30.5	28.5	24.0	0.219	6145050	D 19 L 22
24	82.0	33.0	29.0	26.0	0.257	6140760	D 19 L 24
27	82.0	36.7	30.0	30.0	0.290	6141060	D 19 L 27
30	82.0	40.5	32.5	33.0	0.351	6145640	D 19 L 30
32	82.0	43.0	34.5	36.0	0.387	6191320	D 19 L 32
34	82.0	45.5	36.5	37.0	0.432	6147500	D 19 L 34

D 19 L (AF)
SOCKET 1/2"
bi-hexagon UD profile, long pattern

- Square drive as per DIN 3120 - C 12.5, ISO 1174, with ball retaining groove
- Hand-operated, knurled grip
- GEDORE vanadium steel 31CrV3, polished, chrome-plated



D 19 L 19

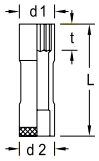

"AF	L	d_1	d_2	t	kg	Code	No.
1/2	77.0	18.7	22.5	16.0	0.095	6141300	D 19 L 1/2AF
9/16	77.0	20.7	22.5	16.5	0.105	6141490	D 19 L 9/16AF
5/8	77.0	22.5	24.0	16.5	0.120	6141570	D 19 L 5/8AF
11/16	77.0	24.7	24.8	16.5	0.143	6141650	D 19 L 11/16AF
3/4	82.0	26.7	26.0	22.0	0.164	6141730	D 19 L 3/4AF
13/16	82.0	28.5	28.5	22.0	0.197	6141810	D 19 L 13/16AF
7/8	82.0	30.6	28.5	24.0	0.208	6142030	D 19 L 7/8AF
15/16	82.0	32.6	29.0	26.0	0.234	6142110	D 19 L 15/16AF

TX 19
SOCKET 1/2"
for protruding TORX® head screws

- Square drive as per DIN 3120 - C 12.5, ISO 1174, with ball retaining groove
- Hand-operated, knurled grip
- GEDORE vanadium steel 31CrV3, polished, chrome-plated
- TORX® = reg. trademark of Acument Intellectual Properties, LLC. USA



TX 19 E10



TX 19 E18

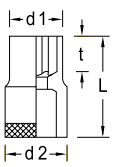

	M	mm	L	d_1	d_2	t	kg	Code	No.
E10	M8	9,42	38.0	13.5	22.5	15.5	0.056	6145720	TX 19 E10
E11	-	10,08	38.0	14.0	22.5	15.5	0.055	6194180	TX 19 E11
E12	M10	11,17	38.0	15.5	22.5	15.5	0.059	6147340	TX 19 E12
E14	M12	12,90	38.0	17.0	22.5	13.0	0.059	6147420	TX 19 E14
E16	M12	14,76	38.0	19.0	22.5	13.0	0.062	6194420	TX 19 E16
E18	M14	16,70	40.0	21.0	24.5	14.0	0.078	6194500	TX 19 E18
E20	M16	18,45	40.0	23.5	24.5	14.0	0.085	6194690	TX 19 E20
E24	M18 - M20	22,16	41.5	28.5	26.0	16.0	0.116	6195070	TX 19 E24

ITX 19
SCREWDRIVER BIT SOCKET 1/2"

12,5
1/2"

for recessed TORX® head screws

- Square drive as per DIN 3120 - C 12.5, ISO 1174, with ball retaining groove
- Hand-operated, knurled grip
- Chrome-plated
- With pressed-in pin in GEDORE vanadium special steel, gun-metal finish
- TORX® = reg. trademark of Acument Intellectual Properties, LLC. USA





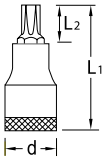

	M	mm	L_1	L_2	d	kg	Code	No.
T20	M4 - M5	3,86	55	17	22.5	0.076	6152930	ITX 19 T20
T25	M4,5 - M5	4,43	55	17	22.5	0.075	6154200	ITX 19 T25
T27	M4,5 - M6	4,99	55	17	22.5	0.076	6154630	ITX 19 T27
T30	M6 - M7	5,52	55	17	22.5	0.075	6156170	ITX 19 T30
T40	M7 - M8	6,65	55	17	22.5	0.076	6156330	ITX 19 T40
T45	M8 - M10	7,82	55	17	22.5	0.077	6157060	ITX 19 T45
T50	M10	8,83	55	17	22.5	0.092	6158030	ITX 19 T50
T55	M12	11,22	55	17	23.0	0.107	6158380	ITX 19 T55
T60	M14	13,25	55	15	24.7	0.137	6158540	ITX 19 T60

ITX 19 L
SCREWDRIVER BIT SOCKET 1/2"

12,5
1/2"

for recessed TORX® head screws, long pattern

- Square drive as per DIN 3120 - C 12.5, ISO 1174, with ball retaining groove
- Hand-operated, knurled grip
- Chrome-plated
- With pressed-in pin in GEDORE vanadium special steel, gun-metal finish
- TORX® = reg. trademark of Acument Intellectual Properties, LLC. USA



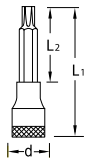

	M	mm	L_1	L_2	d	kg	Code	No.
T20	M4 - M5	3,86	100	62	22.5	0.095	6188020	ITX 19 L T20-100
T25	M4,5 - M5	4,43	100	62	22.5	0.095	6188100	ITX 19 L T25-100
T27	M4,5 - M6	4,99	100	62	22.5	0.096	6188370	ITX 19 L T27-100
T30	M6 - M7	5,52	100	62	22.5	0.096	6152500	ITX 19 L T30-100
T40	M7 - M8	6,65	100	62	22.5	0.096	6152690	ITX 19 L T40-100
T45	M8 - M10	7,82	100	62	22.5	0.098	6155870	ITX 19 L T45-100
T50	M10	8,83	100	62	22.5	0.124	6158700	ITX 19 L T50-100
T55	M12	11,22	100	62	23.0	0.151	6159940	ITX 19 L T55-100
T60	M14	13,25	100	60	24.7	0.197	6188450	ITX 19 L T60-100
T70	M16	15,55	100	60	28.0	0.277	6105180	ITX 19 L T70-100

ITX 19 B
SCREWDRIVER BIT SOCKET 1/2"

12,5
1/2"

for recessed TORX® head screws with pilot

- Square drive as per DIN 3120 - C 12.5, ISO 1174, with ball retaining groove
- Hand-operated, knurled grip
- Chrome-plated
- With pressed-in pin in GEDORE vanadium special steel, gun-metal finish
- TORX® = reg. trademark of Acument Intellectual Properties, LLC. USA



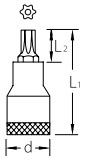

	M	mm	L_1	L_2	d	Bore mm	kg	Code	No.
T20	M4 - M5	3,86	55	17	22.5	1,55 x 1,86	0.075	6192720	ITX 19 B T20
T25	M4,5 - M5	4,43	55	17	22.5	1,93 x 2,04	0.075	6195660	ITX 19 B T25
T27	M4,5 - M6	4,99	55	17	22.5	2,18 x 2,29	0.076	6196390	ITX 19 B T27
T30	M6 - M7	5,52	55	17	22.5	2,56 x 2,92	0.076	6200170	ITX 19 B T30
T40	M7 - M8	6,65	55	17	22.5	2,92 x 3,28	0.091	6200410	ITX 19 B T40
T45	M8 - M10	7,82	55	17	22.5	3,45 x 3,68	0.092	6200840	ITX 19 B T45
T50	M10	8,83	55	17	23.0	3,83 x 3,78	0.105	6201300	ITX 19 B T50
T55	M12	11,22	55	15	24.7	4,85 x 4,79	0.133	6202700	ITX 19 B T55
T60	M14	13,25	56	16	28.0	5,63 x 7,87	0.182	6203270	ITX 19 B T60

1500 CT1-ITX 19 LKP ›109



IS 19
SCREWDRIVER BIT SOCKET 1/2"
for slotted head screws

- Square drive as per DIN 3120 - C 12.5, ISO 1174, with ball retaining groove
- Hand-operated, knurled grip
- Chrome-plated
- With pressed-in pin in GEDORE vanadium special steel, manganese-phosphated
- Blade as per DIN ISO 2380-1, Form B



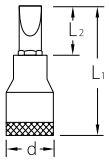

mm	mm	L_1	L_2	d	kg	Code	No.
6.5	1.2	60	22	22.5	0.071	6161760	IS 19 6,5x1,2
8.0	1.2	60	22	22.5	0.080	6656060	IS 19 8x1,2
10.0	1.6	60	22	22.5	0.115	6656140	IS 19 10x1,6
12.0	2.0	60	22	23.0	0.110	6656220	IS 19 12x2
14.0	2.5	60	20	24.7	0.138	6162140	IS 19 14x2,5
16.0	2.5	60	20	28.0	0.190	6656490	IS 19 16x2,5
18.0	2.5	60	20	27.0	0.193	6656570	IS 19 18x2,5

IKS 19
SCREWDRIVER BIT SOCKET 1/2"
for cross-head screws PH

- Square drive as per DIN 3120 - C 12.5, ISO 1174, with ball retaining groove
- Hand-operated, knurled grip
- Chrome-plated
- With pressed-in pin in GEDORE vanadium special steel, gun-metal finish
- Tip as per DIN ISO 8764-1 PH



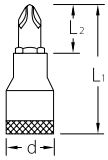

PH	L_1	L_2	d	kg	Code	No.
2	60	22	22.5	0.077	6656650	IKS 19 2
3	60	22	22.5	0.092	6656730	IKS 19 3
4	60	22	23.0	0.106	6656810	IKS 19 4

IKS 19 PZD
SCREWDRIVER BIT SOCKET 1/2"
for cross-head screws Pozi PZ

- Square drive as per DIN 3120 - C 12.5, ISO 1174, with ball retaining groove
- Hand-operated, knurled grip
- Chrome-plated
- With pressed-in pin in GEDORE vanadium special steel, gun-metal finish
- Tip as per DIN ISO 8764-1 PZ



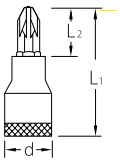

PZ	L_1	L_2	d	kg	Code	No.
2	60	22	22.5	0.077	6156680	IKS 19 PZD 2
3	60	22	22.5	0.091	6156760	IKS 19 PZD 3
4	60	22	23.0	0.108	6156840	IKS 19 PZD 4

VDE IN 19 ›574



IN 19 (MM)
SCREWDRIVER BIT SOCKET 1/2"
for in-hex screws

- Acc. to DIN 7422
- Square drive as per DIN 3120 - C 12.5, ISO 1174, with ball retaining groove
- Hand-operated, knurled grip
- Chrome-plated
- With pressed-in pin in GEDORE vanadium special steel, manganese-phosphated
- **IN 19 17** for oil filter and drain plug screws

* not standardised


IN 19 10

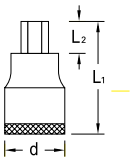

mm		L_1	L_2	d	kg	Code	No.
4	*	60	22	22.5	0.068	6153070	IN 19 4
5	*	60	22	22.5	0.069	6153150	IN 19 5
6		60	22	22.5	0.070	6153230	IN 19 6
7		60	22	22.5	0.075	6153310	IN 19 7
8		60	22	22.5	0.082	6153580	IN 19 8
9	*	60	22	22.5	0.091	6153660	IN 19 9
10		60	22	22.5	0.099	6153740	IN 19 10
12		60	22	23.0	0.113	6153820	IN 19 12
14		60	20	24.7	0.149	6153900	IN 19 14
17	*	60	20	28.0	0.210	6154040	IN 19 17
19	*	60	20	27.0	0.222	6154120	IN 19 19

IN 19 L
SCREWDRIVER BIT SOCKET 1/2"

for in-hex screws, long pattern

- Acc. to DIN 7422
- Square drive as per DIN 3120 - C 12.5, ISO 1174, with ball retaining groove
- Hand-operated, knurled grip
- Chrome-plated
- With pressed-in pin in GEDORE vanadium special steel, manganese-phosphated

* t = stepped hexagon bit 13 mm
* not standardised



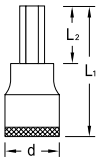

mm		L_1	L_2	d	* t	kg	Code	No.
5	*	90	52	22.5	13	0.091	6162060	IN 19 L 5-90
5	*	180	142	22.5	13	0.131	6157140	IN 19 L 5-180
6		90	52	22.5		0.079	6157300	IN 19 L 6-90
6		140	102	22.5	13	0.115	6145800	IN 19 L 6-140
6		160	122	22.5	13	0.123	6145990	IN 19 L 6-160
7		100	62	22.5		0.089	6157570	IN 19 L 7-100
7	*	140	102	22.5			2950960	IN 19 L 7-140
8		90	52	22.5		0.095	6157730	IN 19 L 8-90

mm		L_1	L_2	d	* t	kg	Code	No.
8		120	82	22.5		0.109	6157810	IN 19 L 8-120
8	*	140	102	22.5			2951533	IN 19 L 8-140
9	*	140	102	22.5			2950979	IN 19 L 9-140
10		140	102	22.5		0.154	6158110	IN 19 L 10-140
12		140	102	23.0		0.195	6158460	IN 19 L 12-140
14		140	100	24.7		0.257	6158620	IN 19 L 14-140

IN 19 (AF)
SCREWDRIVER BIT SOCKET 1/2"

for in-hex screws

- Square drive as per DIN 3120 - C 12.5, ISO 1174, with ball retaining groove
- Hand-operated, knurled grip
- Chrome-plated
- With pressed-in pin in GEDORE vanadium special steel, manganese-phosphated



IN 19 1/2

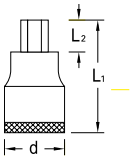

"AF	L_1	L_2	d	kg	Code	No.
3/16	60	22	22.5	0.069	6154710	IN 19 3/16AF
7/32	60	22	22.5	0.069	6154980	IN 19 7/32AF
1/4	60	22	22.5	0.073	6155010	IN 19 1/4AF
9/32	60	22	22.5	0.076	6155280	IN 19 9/32AF
5/16	60	22	22.5	0.081	6155360	IN 19 5/16AF
3/8	60	22	22.5	0.098	6155440	IN 19 3/8AF
1/2	60	22	23.0	0.119	6155520	IN 19 1/2AF
9/16	60	20	24.7	0.150	6155600	IN 19 9/16AF
5/8	60	20	28.0	0.205	6155790	IN 19 5/8AF

IN 19 K
SCREWDRIVER BIT SOCKET 1/2"

with ball end, for in-hex screws

- Square drive as per DIN 3120 - C 12.5, ISO 1174, with ball retaining groove
- Hand-operated, knurled grip
- Chrome-plated
- With pressed-in pin in GEDORE vanadium special steel, gun-metal finish
- Total swivel angle approx. 15-20°



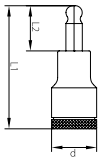

mm	L_1	L_2	d	kg	Code	No.
6	60	22	22.5	0.068	2219336	IN 19 K 6
7	60	22	22.5	0.071	2219360	IN 19 K 7
8	60	22	22.5	0.080	2219379	IN 19 K 8
10	60	22	22.5	0.100	2219395	IN 19 K 10
12	60	20	23.0	0.190	1621513	IN 19 K 12
14	60	20	24.7	0.220	2663090	IN 19 K 14

IN 19 LK
SCREWDRIVER BIT SOCKET 1/2"

with ball end, for in-hex screws, long pattern

- Square drive as per DIN 3120 - C 12.5, ISO 1174, with ball retaining groove
- Hand-operated, knurled grip
- Chrome-plated
- With pressed-in pin in GEDORE vanadium special steel, gun-metal finish
- Total swivel angle approx. 15-20°



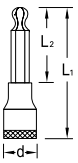

mm	L_1	L_2	d	kg	Code	No.
6	140	102	22.5	0.091	6162810	IN 19 LK 6-140
7	140	102	22.5	0.103	6165080	IN 19 LK 7-140
8	140	102	22.5	0.116	6165160	IN 19 LK 8-140
10	140	102	22.5	0.153	6166800	IN 19 LK 10-140
12	140	102	23.0	0.195	6172370	IN 19 LK 12-140
14	140	100	24.7	0.225	1936328	IN 19 LK 14-140

INR 19 L
SCREWDRIVER BIT SOCKET 1/2"

for multi-spline screws RIBE®, long pattern

- RIBE® = reg. trademark of Richard Bergner GmbH & Co. KG, Schwabach, Germany



INR 19 L 5-100



INR 19 L 14-100

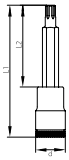

M	L_1	L_2	d	kg	Code	No.
M5	100	62	22.5	0.085	1449826	INR 19 L 5-100
M6	100	62	22.5	0.085	1449850	INR 19 L 6-100
M6	188	150	22.5	0.120	1450859	INR 19 L 6-188
M8	100	62	22.5	0.085	1449877	INR 19 L 8-100
M8	188	150	22.5	0.125	1450875	INR 19 L 8-188
M10	100	62	22.5	0.105	1449591	INR 19 L 10-100
M10	188	150	22.5	0.165	1450891	INR 19 L 10-188
M12	100	62	22.5	0.145	1398636	INR 19 L 12-100
M12	188	150	22.5	0.230	1450913	INR 19 L 12-188
M14	100	60	24.7	0.155	1449893	INR 19 L 14-100

INX 19
SCREWDRIVER BIT SOCKET 1/2"

for multi-point screws XZN

- Acc. to DIN 2324
- Square drive as per DIN 3120 - C 12.5, ISO 1174, with ball retaining groove
- Hand-operated, knurled grip
- Chrome-plated
- With pressed-in pin in GEDORE vanadium special steel, manganese-phosphated
- Tip as per DIN 2325

* not standardised



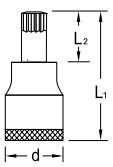

M		L_1	L_2	d	kg	Code	No.
M5	*	55	17	22.5	0.075	6158890	INX 19 5
M6	*	55	17	22.5	0.076	6159000	INX 19 6
M8		55	17	22.5	0.077	6159270	INX 19 8
M10		55	17	22.5	0.094	6159430	INX 19 10
M12		55	17	23.0	0.110	6159780	INX 19 12
M14		57	17	24.7	0.140	1888943	INX 19 14
M16	*	60	20	24.7		2950944	INX 19 16
M18	*	60	20	24.7		2950952	INX 19 18

INX 19 L
SCREWDRIVER BIT SOCKET 1/2"

for multi-point screws XZN, long pattern

- Acc. to DIN 2324
- Square drive as per DIN 3120 - C 12.5, ISO 1174, with ball retaining groove
- Hand-operated, knurled grip
- Chrome-plated
- With pressed-in pin in GEDORE vanadium special steel, manganese-phosphated
- Tip as per DIN 2325

* not standardised



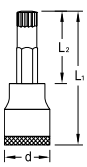

M		L_1	L_2	d	kg	Code	No.
M6	*	100	62	22.5	0.093	6159190	INX 19 L 6-100
M8		100	62	22.5	0.097	6159350	INX 19 L 8-100
M10		100	62	22.5	0.124	6159510	INX 19 L 10-100
M12		100	62	23.0	0.149	6159860	INX 19 L 12-100
M14		100	60	24.7	0.110	1888951	INX 19 L 14-100

Accessories 12.5 (1/2")

1985
SPEED BRACE 1/2"

- Acc. to DIN 3122, ISO 3315
- For hand-operated sockets with square drive as per DIN 3120, ISO 1174, with ball locking device
- GEDORE vanadium steel 31CrV3, polished, chrome-plated



■"	■	⟷ mm ⟷	kg	Code	No.
1/2	12.5	395	0.619	6143350	1985

1998
SWIVEL HANDLE WITH SLIDING T 1/2"

- For hand-operated sockets with square drive as per DIN 3120, ISO 1174, with ball locking device
- GEDORE vanadium steel 31CrV3, chrome-plated, polished



■"	■	⟷ mm ⟷	kg	Code	No.
1/2	12.5	460	0.747	6199730	1998

1996 - 1997
SWIVEL HANDLE 1/2"

- Acc. to DIN 3122, ISO 3315
- Non-slip 2-component handle with hanging hole
- For hand-operated sockets with square drive as per DIN 3120, ISO 1174, with ball locking device
- GEDORE vanadium steel 31CrV3, chrome-plated, polished



1996



1997

■"	■	⟷ mm ⟷	kg	Code	No.
1/2	12.5	255	0.426	6144830	1996

■"	■	⟷ mm ⟷	kg	Code	No.
1/2	12.5	381	0.593	6144910	1997

1987
SLIDING T BAR 1/2"

- Acc. to DIN 3122, ISO 3315
- For hand-operated sockets with square drive as per DIN 3120, ISO 1174, with ball locking device
- GEDORE vanadium steel 31CrV3, polished, chrome-plated



■"	■	⟷ mm ⟷	kg	Code	No.
1/2	12.5	292	0.386	6143430	1987

1981 K
L-HANDLE 1/2"

- Acc. to DIN 3122, ISO 3315
- For hand-operated sockets with square drive as per DIN 3120, ISO 1174, with ball locking device
- GEDORE vanadium steel 31CrV3, polished, chrome-plated



■"	■	⟷ mm ⟷	kg	Code	No.
1/2	12.5	220	0.267	6143270	1981 K

1987 A
SLIDING T BAR WITH RELEASE 1/2"

- Secured against unintentional removal
- GEDORE vanadium steel 31CrV3, polished, chrome-plated
- Turn handle for easy locking and releasing
- Accidental release when working is prevented because of the asymmetrical release point
- Particularly useful for work in sensitive areas where certainty against loss is a theme
- Examples: Aircraft engine, work in deep machine bodies
- DBGM (German utility patent)



■"	■	⊢mm⊣	kg	Code	No.
1/2	12.5	292	0.375	1871641	1987 A

1990
EXTENSION 1/2"

- Acc. to DIN 3123, ISO 3316
- For hand-operated sockets with square drive as per DIN 3120, ISO 1174, with ball locking device
- GEDORE vanadium steel 31CrV3, chrome-plated

* not standardised



1990-2.1/2



1990-3



1990-5



1990-7



1990-10

■"	■		⊢mm⊣	kg	Code	No.
1/2	12.5	*	63	0.115	6143510	1990-2.1/2
1/2	12.5		76	0.137	6143780	1990-3
1/2	12.5		125	0.188	6143860	1990-5

■"	■		⊢mm⊣	kg	Code	No.
1/2	12.5	*	180	0.264	6142890	1990-7
1/2	12.5		250	0.361	6143940	1990-10
1/2	12.5	*	305	0.411	6129950	1990-12

1990 A
EXTENSION 1/2"
with release

- Easy access to deep-fitting screws
- Locking ring prevents unintentional release of the socket
- For hand-operated sockets with square drive as per DIN 3120, ISO 1174, with ball locking device



1990 A-5



1990 A-10



■"	■	⊢mm⊣	kg	Code	No.
1/2	12.5	125	0.216	1640828	1990 A-5

■"	■	⊢mm⊣	kg	Code	No.
1/2	12.5	250	0.386	1640801	1990 A-10

1990 KR
UNIVERSAL EXTENSION 1/2"

- With ball end
- For hand-operated sockets with square drive as per DIN 3120, ISO 1174, with ball locking device
- The extension is able to pivot up to 15°
- Load capacity max. 230 N·m
- GEDORE vanadium steel 31CrV3, polished, chrome-plated



1990 KR-5



1990 KR-7

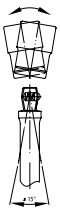



1990 KR-10

■"	■	⊢mm⊣	kg	Code	No.
1/2	12.5	125	0.180	6173180	1990 KR-5
1/2	12.5	180	0.255	6225590	1990 KR-7

■"	■	⊢mm⊣	kg	Code	No.
1/2	12.5	250	0.345	6366570	1990 KR-10

1990 M
EXTENSION 1/2"
with magnet

- For hand-operated sockets with square drive as per DIN 3120, ISO 1174, with ball locking device
- The holding magnet securely fixes the screws or nuts in the socket
- One-hand operation - using the socket the screw or nut can be immediately screwed in
- Thanks to a spring mechanism the holding magnet is always in direct contact with the screw head. It ensures that the screw is centrally guided
- A strong permanent magnet keeps hold of even large screws
- Makes work easier particularly in confined spaces
- Hot forged
- GEDORE vanadium steel 31CrV3, polished

EISEN 2014 INNOVATION-AWARD WINNER



■"	■	⊢mm⊣	kg	Code	No.
1/2	12.5	81.5	0.110	2697920	1990 M

1995
UNIVERSAL JOINT 1/2"

- Acc. to DIN 3123, ISO 3316
- For hand-operated sockets with square drive as per DIN 3120, ISO 1174, with ball locking device
- GEDORE vanadium steel 31CrV3, chrome-plated, polished



■"	■	□"	□	⊢mm⊣	kg	Code	No.
1/2	12.5	1/2	12.5	72	0.159	6144750	1995

1994
COUPLER 1/2"

- Acc. to DIN 3122, ISO 3315
- For hand-operated sockets with square drive as per DIN 3120, ISO 1174, with ball locking device
- GEDORE vanadium steel 31CrV3, chrome-plated, polished



■"	■	⊢mm⊣	kg	Code	No.
1/2	12.5	38	0.045	6144670	1994

1930
REDUCER 1/2" TO 3/8"

- Acc. to DIN 3123, ISO 3316
- For hand-operated sockets with square drive as per DIN 3120, ISO 1174, with ball locking device
- GEDORE vanadium steel 31CrV3, polished, chrome-plated





□"	□	■"	■	⊢mm⊣	kg	Code	No.
1/2	12.5	3/8	10	38.5	0.062	6143000	1930

1932
CONVERTOR 1/2" TO 3/4"

- Acc. to DIN 3123, ISO 3316
- For hand-operated sockets with square drive as per DIN 3120, ISO 1174, with ball locking device
- GEDORE vanadium steel 31CrV3, polished, chrome-plated





□"	□	■"	■	⊢mm⊣	kg	Code	No.
1/2	12.5	3/4	20	44	0.128	6143190	1932

1940
HIGH-SPEED SWIVEL DISC
for 1/2" ratchets

- For 12.5 mm (1/2") ratchets
- Tightens loose screws with a flick of the wrist
- Easy assembly between release head and socket
- Speeds up the screwing process



□"	□	kg	Code	No.
1/2	12.5	0.014	1640887	1940

1990 M
UNIVERSAL EXTENSION WITH MAGNETIC EFFECT



Your advantage:

- Secure fixing even of large screws
- One-handed operation Using the socket, the screw can be immediately screwed in
- Powerful magnet with spring mechanism ensures centric screw guidance.
- Makes work easier particularly in confined spaces

- The essentially plain-looking universal extension in combination, for instance, with the right sockets and socket drivers is transformed into our secret star.



SL 19
TOOL HOLDING RAIL, MAGNETIC 1/2"

empty

- External squares to take 12 or 16 standard commercial 12.5 mm (1/2") sockets
- Two female square adaptors to take ratchets, sliding T bars, extensions etc.
- A strong magnet securely holds the socket rail to ferrous metals
- Additional holes are provided for wall mounting the socket rail or attaching to non-ferrous materials
- The sockets are securely locked by the ball at the square-drive end by turning them 90°
- It is a simple matter to "unlock" and remove the sockets, by turning them 90° in the opposing direction
- Delivery without tools



Execution	⟷ mm ⟷	mm	kg	Code	No.
for 12 pieces 1/2" sockets	480	33	0.481	1828665	SL 1912
for 16 pieces 1/2" sockets	580	33	0.522	1761102	SL 1916

VH 19
SPRING STEEL SOCKET RAIL 1/2"

- For 14 1/2" sockets
- Delivery without tools



⟷ mm ⟷	kg	Code	No.
405	0.065	5162520	VH 19

VDE 1990 ›574



VDE 1988 / VDE 1989 T ›574



20 (3/4") square drive

20 20

Sets 20 (3/4") METRIC

20 3/4

32 EM / D 32 EM
SOCKET SET 3/4"

14 pieces

20
3/4"
mm

- With forged, tempered hexagon (no.32) or UD profile sockets (no. D 32), hand-operated
- With accessories made from GEDORE vanadium steel 31CrV3
- Set U-2 with fine toothed, dial change ratchet
- Set Z-94 with ratchet with square coupler
- In GEDORE blue sheet steel case
- Dimensions: 525 x 203 x 73 mm



Ratchet	Sockets	Accessories	kg	Code	No.
Z-94 **3293 Z-94**	**32** 22 24 27 30 32 36 38 41 46 50	**3287** **3290**-8 -16	11.4	6280180	32 EMZ
U-2 **3293 U-2**	**32** 22 24 27 30 32 36 38 41 46 50	**3287** **3290**-8 -16	11.6	6280340	32 EMU-2
Z-94 **3293 Z-94**	**D 32** 22 24 27 30 32 36 38 41 46 50	**3287** **3290**-8 -16	11.2	6280260	D 32 EMZ
U-2 **3293 U-2**	**D 32** 22 24 27 30 32 36 38 41 46 50	**3287** **3290**-8 -16	11.1	6280420	D 32 EMU-2

32 FM / D 32 FM
SOCKET SET 3/4"

16 pieces

20
3/4"
mm

- With forged, tempered hexagon, bi-hexagon (no.32) or UD profile sockets (no. D 32), hand-operated
- With accessories made from GEDORE vanadium steel 31CrV3
- Set U-2 with fine toothed, dial change ratchet
- Set Z-94 with ratchet with square coupler
- In GEDOREvblue sheet steel case
- Dimensions: 555 x 230 x 80 mm



Ratchet	Sockets	Accessories	kg	Code	No.
Z-94 **3293 Z-94**	**32** 22 24 27 30 32 36 38 41 46 50 55 60	**3287** **3290**-8 -16	15.6	6280930	32 FMZ
U-2 **3293 U-2**	**32** 22 24 27 30 32 36 38 41 46 50 55 60	**3287** **3290**-8 -16	15.8	6281150	32 FMU-2
Z-94 **3293 Z-94**	**D 32** 22 24 27 30 32 36 38 41 46 50 55 60	**3287** **3290**-8 -16	15.1	6281070	D 32 FMZ
U-2 **3293 U-2**	**D 32** 22 24 27 30 32 36 38 41 46 50 55 60	**3287** **3290**-8 -16	15.2	6281230	D 32 FMU-2

Sets 20 (3/4") INCH

D 32 EA
SOCKET SET 3/4"

20
3/4
"AF

14 pieces

- With forged, tempered bi-hexagon UD profile sockets, hand-operated
- With accessories made from GEDORE vanadium steel 31CrV3
- Set U-2 with fine toothed, dial change ratchet
- Set Z-94 with ratchet with square coupler
- In GEDORE blue sheet steel case
- Dimensions: 525 x 203 x 73 mm



Ratchet	Sockets	Accessories	kg	Code	No.
Z-94 **3293 Z-94**	**D 32** 15/16 1.1/16 1.1/8 1.1/4 1.5/16 1.3/8 1.1/2 1.5/8 1.7/8 2"	**3287** **3290**-8 -16	11.3	6280500	D 32 EAZ
U-2 **3293 U-2**	**D 32** 15/16 1.1/16 1.1/8 1.1/4 1.5/16 1.3/8 1.1/2 1.5/8 1.7/8 2"	**3287** **3290**-8 -16	11.3	6280690	D 32 EAU-2

D 32 EMAU-2
SOCKET SET 3/4"

20
3/4
mm
"AF

25 pieces

- With forged, tempered bi-hexagon UD profile sockets, hand-operated
- With accessories made from GEDORE vanadium steel 31CrV3
- With fine toothed, dial change ratchet
- In GEDORE blue sheet steel case
- Dimensions: 660 x 230 x 80 mm



Ratchet	Sockets	Accessories	kg	Code	No.
U-2 **3293 U-2**	**D 32** 22 24 27 30 32 36 41 46 50 **D 32** 7/8 15/16 1" 1.1/16 1.1/8 1.1/4 1.5/16 1.3/8 1.1/2 1.11/16 1.7/8 2"	**3287** **3290**-8 -16	18.2	6281310	D 32 EMAU-2

... CUSTOMISED FOR YOU!

Individual – precise – customised – flexible – right on!

- From non-standard sizes, special surface treatment (colour and/or finish), customised tool modules through to special electronic product programming and establishing/ implementing individual maintenance intervals (calibration/services) - and a lot more besides.

- **WE** develop special tools, customised tools and/or quality forgings **for YOU**.
- Your problems are our assignments.
- Simply contact us !

GEDORE INDIVIDUAL · iRAL · iMOD · iSIZE · iCOAT · iFORGE

Ratchets 20 (3/4")

3293 U-10
REVERSIBLE RATCHET 3/4"

- Particularly for the demanding use experienced in industry and with utility vehicles
- Acc. to DIN 3122, ISO 3315
- With recessed lever change, locks in middle position
- Return angle 11.25 degrees
- Push-fit tube handle
- For hand-operated sockets and accessories with square drive as per DIN 3120 - D 20, ISO 1174 with locking pin
- GEDORE vanadium steel 31CrV3, chrome-plated





■"	■	°	⊢mm⊣	mm²	kg	Code	No.
3/4	20	11,25	620	57.5	2.630	6277980	3293 U-10

3293 U-2
REVERSIBLE RATCHET 3/4"

- Especially for working in confined spaces
- Acc. to DIN 3122, ISO 3315
- With disc change, fine-toothed and robust
- Return angle 7.2 degrees
- For hand-operated sockets and accessories with square drive as per DIN 3120 - D 20, ISO 1174 with locking pin
- GEDORE vanadium steel 31CrV3, chrome-plated





■"	■	°	⊢mm⊣	mm²	kg	Code	No.
3/4	20	7,2	510	60	1.435	6278600	3293 U-2

3293 U-3
REVERSIBLE RATCHET 3/4"

- Especially for working in confined spaces, as in the automotive business and with utility vehicles
- Acc. to DIN 3122, ISO 3315
- With non-slip metal disc change, fine-toothed (72 teeth) and robust
- Return angle 5 degrees
- Push-fit tube handle
- For hand-operated sockets and accessories with square drive as per DIN 3120 - D 20, ISO 1174, with locking pin
- GEDORE vanadium steel 31CrV3, chrome-plated



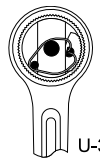

■"	■	°	⊢mm⊣	mm²	kg	Code	No.
3/4	20	5	620	62.5	2.610	6278790	3293 U-3

3293 Z-94
RATCHET HANDLE WITH COUPLER 3/4"

- Used throughout industry and the automotive world
- Acc. to DIN 3122, ISO 3315
- With square coupler, medium-fine toothed, extremely rugged
- Return angle 10 degrees
- For hand-operated sockets and accessories with square drive as per DIN 3120 - D 20, ISO 1174 with locking pin
- GEDORE vanadium steel 31CrV3, chrome-plated





■"	■	°	⊢mm⊣	mm²	kg	Code	No.
3/4	20	10	510	31	1.301	6278950	3293 Z-94

Sockets 20 (3/4")

32
SOCKET 3/4"

hexagon UD profile

- Acc. to DIN 3124, ISO 2725-1
- Square drive as per DIN 3120 - D 20, ISO 1174, with locking pin
- Hand-operated, knurled grip
- GEDORE vanadium steel 31CrV3, chrome-plated

* not standardised





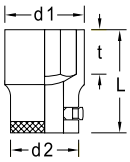

mm		L	d_1	d_2	t	kg	Code	No.
18	*	51.5	28.3	36.0	19.0	0.219	6269880	32 18
19	*	51.5	29.6	36.0	19.0	0.225	6270110	32 19
21		51.5	32.0	36.0	19.0	0.228	6269960	32 21
22		51.5	33.3	36.0	19.0	0.232	6270380	32 22
24		51.5	35.8	38.0	19.5	0.267	6270460	32 24
27		54.5	39.6	36.0	24.0	0.271	6270540	32 27
29	*	54.5	42.0	36.0	23.5	0.281	6270620	32 29
30		57.5	43.3	38.0	26.0	0.331	6270700	32 30
32		57.5	45.8	38.0	27.0	0.345	6270890	32 32
33	*	57.5	47.0	40.0	26.5	0.392	6270030	32 33
34		57.5	48.3	40.0	26.5	0.404	6279410	32 34

mm		L	d_1	d_2	t	kg	Code	No.
36		59.5	50.8	40.0	28.0	0.448	6270970	32 36
38	*	59.5	53.3	40.5	28.0	0.476	6271000	32 38
41		62.5	57.1	44.0	30.5	0.593	6271190	32 41
46		65.5	63.3	44.0	32.5	0.700	6271270	32 46
50		68.5	68.3	48.0	34.5	0.848	6271350	32 50
55		68.5	74.6	53.0	33.0	1.008	6271430	32 55
60		68.5	80.8	53.0	33.0	1.143	6271510	32 60

D 32 (MM)
SOCKET 3/4"

bi-hexagon UD profile

- Acc. to DIN 3124, ISO 2725-1
- Square drive as per DIN 3120 - D 20, ISO 1174, with locking pin
- Hand-operated, knurled grip
- GEDORE vanadium steel 31CrV3, chrome-plated

* not standardised





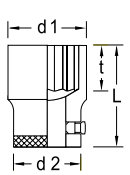

mm		L	d_1	d_2	t	kg	Code	No.
19	*	51.5	29.6	36.0	19.0	0.221	6272160	D 32 19
21		51.5	32.0	36.0	19.0	0.223	6289800	D 32 21
22		51.5	33.3	36.0	19.0	0.227	6272240	D 32 22
24		51.5	35.8	38.0	19.5	0.257	6272320	D 32 24
27		54.5	39.6	36.0	24.0	0.255	6272400	D 32 27
29	*	54.5	42.0	36.0	23.5	0.272	6272590	D 32 29
30		57.5	43.3	38.0	26.0	0.319	6272670	D 32 30
32		57.5	45.8	38.0	27.0	0.332	6272750	D 32 32
33	*	57.5	47.0	40.0	26.5	0.358	6277040	D 32 33
36		59.5	50.8	40.0	28.0	0.418	6272830	D 32 36

mm		L	d_1	d_2	t	kg	Code	No.
38	*	59.5	53.3	40.5	28.0	0.441	6272910	D 32 38
41		62.5	57.1	44.0	30.5	0.558	6273050	D 32 41
46		65.5	63.3	44.0	32.5	0.641	6273130	D 32 46
50		68.5	68.3	48.0	34.5	0.800	6273210	D 32 50
55		68.5	74.6	53.0	33.0	0.961	6273480	D 32 55
60		68.5	80.8	53.0	33.0	1.052	6273560	D 32 60

D 32 (AF)
SOCKET 3/4"

bi-hexagon UD profile

- Square drive as per DIN 3120 - D 20, ISO 1174, with locking pin
- Hand-operated, knurled grip
- GEDORE vanadium steel 31CrV3, chrome-plated



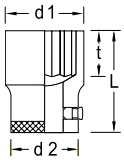

"AF	L	d_1	d_2	t	kg	Code	No.
7/8	51.5	33.6	36.0	19.0	0.227	6274020	D 32 7/8AF
15/16	51.5	35.6	38.0	19.5	0.262	6274100	D 32 15/16AF
1	51.5	37.6	36.0	22.0	0.229	6274290	D 32 1AF
1.1/16	54.5	39.6	36.0	24.0	0.256	6274370	D 32 1.1/16AF
1.1/8	54.5	41.5	36.0	24.0	0.268	6274450	D 32 1.1/8AF
1.1/4	57.5	45.5	38.0	27.0	0.333	6274530	D 32 1.1/4AF
1.5/16	57.5	47.5	40.0	26.5	0.377	6274610	D 32 1.5/16AF
1.3/8	59.5	49.5	40.0	28.0	0.407	6274880	D 32 1.3/8AF

"AF	L	d_1	d_2	t	kg	Code	No.
1.7/16	59.5	51.4	40.0	28.0	0.413	6274960	D 32 1.7/16AF
1.1/2	59.5	53.3	40.5	28.0	0.431	6275180	D 32 1.1/2AF
1.5/8	62.5	57.4	44.0	30.5	0.539	6275260	D 32 1.5/8AF
1.11/16	62.5	59.4	44.0	30.5	0.568	6275340	D 32 1.11/16AF
1.3/4	65.5	61.4	44.0	32.5	0.627	6275420	D 32 1.3/4AF
1.13/16	65.5	63.3	44.0	32.5	0.637	6275500	D 32 1.13/16AF
1.7/8	65.5	65.3	44.0	32.5	0.664	6275690	D 32 1.7/8AF
2	68.5	69.2	48.0	34.5	0.811	6275770	D 32 2AF

IN 32
SCREWDRIVER BIT SOCKET 3/4"

for in-hex screws

- Acc. to DIN 7422
- Square drive as per DIN 3120 - D 20, ISO 1174, with locking pin
- Hand-operated, knurled grip
- Chrome-plated
- With pressed-in pin in GEDORE vanadium special steel, manganese-phosphated



IN 32 14



IN 32 22

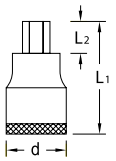

mm	L_1	L_2	d	kg	Code	No.
14	80	25.5	38	0.352	6275850	IN 32 14
17	80	25.5	38	0.394	6275930	IN 32 17

mm	L_1	L_2	d	kg	Code	No.
19	80	25.5	38	0.433	6276070	IN 32 19
22	80	25.5	38	0.482	6276150	IN 32 22

IN 32 L
SCREWDRIVER BIT SOCKET 3/4"

for in-hex screws, long pattern

- Acc. to DIN 7422
- Square drive as per DIN 3120 - D 20, ISO 1174, with locking pin
- Hand-operated, knurled grip
- Chrome-plated
- With pressed-in pin in GEDORE vanadium special steel, manganese-phosphated



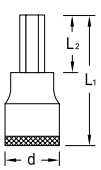

mm	L_1	L_2	d	kg	Code	No.
14	155	100	38	0.452	2003503	IN 32 L 14-155
17	155	100	38	0.540	1353705	IN 32 L 17-155
19	155	100	38	0.610	2003511	IN 32 L 19-155
22	155	100	38	0.730	2003538	IN 32 L 22-155

ITX 32
SCREWDRIVER BIT SOCKET 3/4"

for recessed TORX® head screws

- Square drive as per DIN 3120 - D 20, ISO 1174, with locking pin
- Hand-operated, knurled grip
- Chrome-plated
- With pressed-in pin in GEDORE vanadium special steel, gun-metal finish
- TORX® = reg. trademark of Acument Intellectual Properties, LLC. USA



ITX 32 T60



ITX 32 T80

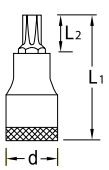

	M	mm	L_1	L_2	d	kg	Code	No.
T60	M14	13,25	80	25.5	38	0.346	6271780	ITX 32 T60
T70	M16	15,55	80	25.5	38	0.383	6272080	ITX 32 T70
T80	M18	17,58	80	25.5	38	0.416	6273640	ITX 32 T80
T90	M20	19,95	80	25.5	38	0.455	6276230	ITX 32 T90
T100	M22	21,16	80	25.5	38	0.461	6276310	ITX 32 T100

Accessories 20 (3/4")

3296
SWIVEL HANDLE 3/4"

› Acc. to DIN 3122, ISO 3315
› For hand-operated sockets with square drive as per DIN 3120, ISO 1174, with locking pin
› GEDORE vanadium steel 31CrV3, chrome-plated



■ "	■	⊢ mm ⊣	kg	Code	No.
3/4	20	547	1.965	6279250	3296

3287
SLIDING T BAR 3/4"

› Acc. to DIN 3122, ISO 3315
› For hand-operated sockets with square drive as per DIN 3120, ISO 1174, with locking pin
› GEDORE vanadium steel 31CrV3, chrome-plated



■ "	■	⊢ mm ⊣	kg	Code	No.
3/4	20	500	1.161	6278360	3287

3290
EXTENSION 3/4"

› Acc. to DIN 3123, ISO 3316
› For hand-operated sockets with square drive as per DIN 3120, ISO 1174, with locking pin
› GEDORE vanadium steel 31CrV3, chrome-plated



3290-8



3290-16

■ "	■	⊢ mm ⊣	kg	Code	No.
3/4	20	200	0.574	6278440	3290-8

■ "	■	⊢ mm ⊣	kg	Code	No.
3/4	20	400	1.079	6278520	3290-16

3295
UNIVERSAL JOINT 3/4"

- Acc. to DIN 3123, ISO 3316
- For hand-operated sockets with square drive as per DIN 3120, ISO 1174, with locking pin
- GEDORE vanadium steel 31CrV3, chrome-plated



■"	■	□"	□	mm	kg	Code	No.
3/4	20	3/4	20	108	0.580	6279170	3295

3294
COUPLER 3/4"

- Acc. to DIN 3122, ISO 3315
- For hand-operated sockets with square drive as per DIN 3120, ISO 1174, with locking pin
- Chrome-vanadium steel, chrome-plated



■"	■	mm	kg	Code	No.
3/4	20	51.5	0.133	6279090	3294

3219
REDUCER 3/4" TO 1/2"

- Acc. to DIN 3123, ISO 3316
- For hand-operated sockets with square drive as per DIN 3120, ISO 1174, with locking pin
- GEDORE vanadium steel 31CrV3, chrome-plated





□"	□	■"	■	mm	kg	Code	No.
3/4	20	1/2	12.5	56	0.168	6278010	3219

3221
CONVERTOR 3/4" TO 1"

- Acc. to DIN 3123, ISO 3316
- For hand-operated sockets with square drive as per DIN 3120, ISO 1174, with locking pin
- GEDORE vanadium steel 31CrV3, chrome-plated





□"	□	■"	■	mm	kg	Code	No.
3/4	20	1	25	60	0.337	6278280	3221

DVV-40ZRS ›335



DVI-20L / DVI-28L ›339



25 (1") square drive

25 1" 25 1"

Sets 25 (1") METRIC

25 1"

D 21 EMU-10
SOCKET SET 1"

15 pieces

25
1"
mm

- With forged, tempered UD profile sockets, hand-operated
- With accessories made from GEDORE vanadium steel 31CrV3
- With reversible lever change ratchet
- In GEDORE blue sheet steel case
- Dimensions: 765 x 289 x 105 mm



Ratchet	Sockets	Accessories	kg	Code	No.
U-10 **K 2193 U-10 K**	**D 21** 36 41 46 50 55 60 65 70 75 80	**2190**-8 -16 **2187** G **2187** K	31.4	6181600	D 21 EMU-10

Sets 25 (1") INCH

D 21 EAU-10
SOCKET SET 1"

15 pieces

25
1"
"AF

- With forged, tempered UD profile sockets, hand-operated
- With accessories made from GEDORE vanadium steel 31CrV3
- With reversible lever change ratchet
- In GEDORE blue sheet steel case
- Dimensions: 765 x 289 x 105 mm



Ratchet	Sockets	Accessories	kg	Code	No.
U-10 **K 2193 U-10 K**	**D 21** 1.1/2 1.5/8 1.7/8 2 2.1/16 2.1/4 2.3/8 2.9/16 2.3/4 3"	**2190**-8 -16 **2187** G **2187** K	34.9	6181790	D 21 EAU-10

Ratchets 25 (1")

2193 U-10
REVERSIBLE RATCHET 1"

- Particularly for the demanding use experienced in industry and with utility vehicles
- Acc. to DIN 3122, ISO 3315
- With recessed lever change, locks in middle position
- Return angle 11.25 degrees
- Push-fit bar handle no. 2187 G
- For hand-operated sockets and accessories with square drive as per DIN 3120 - D 25, ISO 1174 with locking pin
- GEDORE vanadium steel 31CrV3, chrome-plated





Execution	■"	■	°	mm	mm²	kg	Code	No.
complete	1	25	11,25	810	61.5	5.210	6180550	2193 U-10
head only	1	25		184	61.5	1.980	6196120	2193 U-10 K
tommy bar				700		3.275	6195900	2187 G

2193 U-3
REVERSIBLE RATCHET 1"

- Especially for working in confined spaces, as with utility vehicles
- Acc. to DIN 3122, ISO 3315
- With non-slip metal disc change, fine-toothed (72 teeth) and robust
- Return angle 5 degrees
- Push-fit tube handle
- For hand-operated sockets and accessories with square drive as per DIN 3120 - D 25, ISO 1174, with locking pin
- GEDORE vanadium steel 31CrV3, chrome-plated



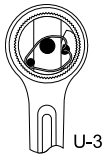

Execution	■"	■	°	mm	mm²	kg	Code	No.
complete	1	25	5	720	76	4.160	6180630	2193 U-3
head only	1	25				2.000	1637487	2193 U-3 K
tube						2.175	1382500	2193 Z/17

2193 Z-94
RATCHET HANDLE WITH COUPLER 1"

- Used throughout industry and the automotive world
- Acc. to DIN 3122, ISO 3315
- With square coupler, medium-fine toothed, extremely rugged
- Return angle 9 degrees
- Push-fit tube handle
- For hand-operated sockets and accessories with square drive as per DIN 3120 - D 25, ISO 1174 with locking pin
- GEDORE vanadium steel 31CrV3, chrome-plated





Execution	■"	■	°	mm	mm²	kg	Code	No.
complete	1	25	9	720	41	4.115	6181520	2193 Z-94
head only	1	25				1.175	1493779	2193 Z K
tube						2.175	1382500	2193 Z/17

Sockets 25 (1")

D 21 (MM)
SOCKET 1"

25
1"

bi-hexagon UD profile

- Acc. to DIN 3124, ISO 2725-1
- Square drive as per DIN 3120 - D 25, ISO 1174, with locking pin
- Hand-operated, knurled grip
- GEDORE vanadium steel 31CrV3, chrome-plated

* not standardised



D 21 36



D 21 60

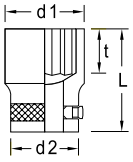

mm		L	d_1	d_2	t	kg	Code	No.
36	*	70.0	53.9	48.0	30.0	0.600	6174900	D 21 36
41		70.0	60.1	50.0	30.5	0.688	6175040	D 21 41
46		75.0	66.4	50.0	33.5	0.842	6175120	D 21 46
50		75.0	71.4	50.0	35.0	0.908	6175200	D 21 50
55		80.0	77.6	50.0	37.5	1.129	6175390	D 21 55

mm	L	d_1	d_2	t	kg	Code	No.
60	85.0	83.9	50.0	41.0	1.376	6175470	D 21 60
65	88.0	90.1	59.5	44.5	1.700	6175550	D 21 65
70	92.0	96.4	59.5	48.0	1.984	6175630	D 21 70
75	95.0	102.6	59.5	51.0	2.225	6175710	D 21 75
80	97.0	108.9	59.5	54.0	2.454	6175980	D 21 80

D 21 (AF)
SOCKET 1"

25
1"

bi-hexagon

- Square drive as per DIN 3120 - D 25, ISO 1174, with locking pin
- Hand-operated, knurled grip
- GEDORE vanadium steel 31CrV3, chrome-plated



D 21 36



D 21 60

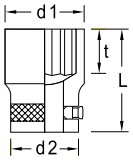

"AF	L	d_1	d_2	t	kg	Code	No.
1.1/2	70.0	56.5	48.0	30.0	0.649	6176520	D 21 1.1/2AF
1.5/8	70.0	60.1	50.0	30.5	0.701	6176600	D 21 1.5/8AF
1.13/16	75.0	66.4	50.0	33.5	0.835	6176870	D 21 1.13/16AF
1.7/8	75.0	68.4	50.0	33.5	0.890	6176950	D 21 1.7/8AF
2	75.0	72.4	50.0	35.0	0.944	6177090	D 21 2AF
2.1/16	75.0	74.0	50.0	35.0	0.987	6177170	D 21 2.1/16AF
2.3/16	80.0	78.3	50.0	37.5	1.181	6177250	D 21 2.3/16AF
2.1/4	80.0	80.3	50.0	37.5	1.230	6177330	D 21 2.1/4AF
2.3/8	85.0	83.9	50.0	41.0	1.398	6177410	D 21 2.3/8AF

"AF	L	d_1	d_2	t	kg	Code	No.
2.7/16	85.0	86.2	50.0	41.0	1.544	6177680	D 21 2.7/16AF
2.9/16	88.0	90.1	59.5	44.5	1.788	6177760	D 21 2.9/16AF
2.5/8	88.0	92.2	59.5	44.5	1.813	6177840	D 21 2.5/8AF
2.3/4	92.0	96.4	59.5	48.0	2.065	6177920	D 21 2.3/4AF
2.13/16	92.0	98.2	59.5	48.0	2.140	6178060	D 21 2.13/16AF
2.15/16	95.0	102.6	59.5	51.0	2.307	6178140	D 21 2.15/16AF
3	95.0	104.1	59.5	51.0	2.349	6178220	D 21 3AF
3.1/8	97.0	108.9	59.5	54.0	2.556	6178300	D 21 3.1/8AF

IN 21
SCREWDRIVER BIT SOCKET 1"

25
1"

for in-hex screws

- Acc. to DIN 7422
- Square drive as per DIN 3120 - D 25, ISO 1174, with locking pin
- Hand-operated, knurled grip
- Chrome-plated
- With pressed-in pin in GEDORE vanadium special steel, manganese-phosphated

* not standardised



IN 21 17

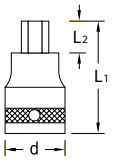

mm		L_1	L_2	d	kg	Code	No.
17		90	25.5	48	0.613	6181010	IN 21 17
19		90	25.5	48	0.676	6181280	IN 21 19
22		90	25.5	48	0.733	6181360	IN 21 22
24		90	25.5	48	0.784	6181440	IN 21 24
27	*	90	25.5	48	0.856	6200680	IN 21 27

K 21 ›246



Accessories 25 (1")

2187
SLIDING T BAR 1"

› Acc. to DIN 3122, ISO 3315
› For hand-operated sockets with square drive as per DIN 3120, ISO 1174, with locking pin
› GEDORE vanadium steel 31CrV3, chrome-plated



2187

Execution	■ "	■	⊢ mm ⊣	kg	Code	No.
complete	1	25	700	3.955	6180120	2187
drive piece	1	25	80	0.680	6196040	2187 K
tommy bar			700	3.275	6195900	2187 G

2190
EXTENSION 1"

› Acc. to DIN 3123, ISO 3316
› For hand-operated sockets with square drive as per DIN 3120, ISO 1174, with locking pin
› GEDORE vanadium steel 31CrV3, chrome-plated



2190-8



2190-16

■ "	■	⊢ mm ⊣	kg	Code	No.
1	25	200	1.182	6180200	2190-8
1	25	400	2.144	6180390	2190-16

2194
COUPLER 1"

› Acc. to DIN 3122, ISO 3315
› For hand-operated sockets with square drive as per DIN 3120, ISO 1174, with locking pin
› GEDORE vanadium steel 31CrV3, chrome-plated



■ "	■	⊢ mm ⊣	kg	Code	No.
1	25	67.5	0.321	6180710	2194

2195
UNIVERSAL JOINT 1"

› For hand-operated sockets with square drive as per DIN 3120, ISO 1174, with locking pin
› GEDORE vanadium steel 31CrV3, chrome-plated



■ "	■	□ "	□	⊢ mm ⊣	kg	Code	No.
1	25	1	25	140	1.482	6180980	2195

2132
REDUCER 1" TO 3/4"

› Acc. to DIN 3123, ISO 3316
› For hand-operated sockets with square drive as per DIN 3120, ISO 1174, with locking pin
› GEDORE vanadium steel 31CrV3, chrome-plated



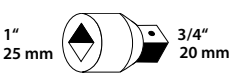

□ "	□	■ "	■	⊢ mm ⊣	kg	Code	No.
1	25	3/4	20	75	0.504	6180040	2132

Friction Type Ratchets

31 KR
FRICTION TYPE RATCHET

with ring UD profile or bi-hexagon

- Friction spanner (31 K) with exchangeable UD profile or bi-hexagon insert rings (31 R)
- Hexagon rings are available on request
- Especially in steel construction and scaffolding
- Flat shaft up to 30", push-fit tube handle from 35"
- GEDORE vanadium steel 31CrV3, manganese-phosphated
- Explanation of the article number: 31 KR 16-32 = ratchet 31 K 16" and insert ring 31 R 32 mm



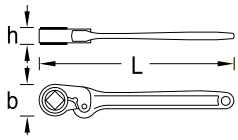

Ring		L	L "	h	b	kg	Code	No.
8	UD	150	6	11.5	23.0	0.093	6253020	31 KR 6-8
10		150	6	11.5	23.0	0.088	6253290	31 KR 6-10
13		150	6	11.5	23.0	0.082	6253530	31 KR 6-13
15		205	8	15.5	31.2	0.220	6253880	31 KR 8-15
17		205	8	15.5	31.2	0.212	6254180	31 KR 8-17
19		255	10	17.5	38.0	0.346	6254340	31 KR 10-19
21		255	10	17.5	38.0	0.336	6254500	31 KR 10-21
22		255	10	17.5	38.0	0.330	6254690	31 KR 10-22
24		305	12	18.5	44.6	0.497	6254850	31 KR 12-24
26		305	12	18.5	44.6	0.482	6255070	31 KR 12-26
27		305	12	18.5	44.6	0.474	6255150	31 KR 12-27
28		305	12	18.5	44.6	0.466	6255230	31 KR 12-28
30		400	16	19.5	51.6	0.709	6255580	31 KR 16-30

Ring		L	L "	h	b	kg	Code	No.
32		400	16	19.5	51.6	0.684	6255740	31 KR 16-32
36		500	20	21.5	63.6	1.162	6256120	31 KR 20-36
41		500	20	21.5	63.6	1.098	6256470	31 KR 20-41
46		635	25	31.5	78.1	2.302	6256550	31 KR 25-46
50		635	25	31.5	78.1	2.213	6256630	31 KR 25-50
55		760	30	33.5	92.0	3.011	6256710	31 KR 30-55
60		760	30	33.5	92.0	2.879	6256980	31 KR 30-60
65	UD	940	35	36.5	105.0	7.204	6257010	31 KR 35-65
70		940	35	36.5	105.0	7.023	6257280	31 KR 35-70
75		960	40	39.5	118.0	7.643	6257360	31 KR 40-75
80		960	40	39.5	118.0	7.392	6257440	31 KR 40-80

31 KVR
FRICTION TYPE RATCHET

with square ring

- Friction spanner (31 K) with exchangeable square insert rings (31 VR)
- Especially in steel construction and scaffolding
- GEDORE vanadium steel 31CrV3, manganese phosphated
- Explanation of the article number: 31 KVR 8-12 = ratchet 31 K 8" and insert ring 31 VR 12 mm



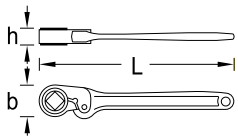

Ring	L	L "	h	b	kg	Code	No.
8	150	6	11.5	23.0	0.091	6266000	31 KVR 6-8
9	150	6	11.5	23.0	0.089	6266190	31 KVR 6-9
10	150	6	11.5	23.0	0.087	6266270	31 KVR 6-10
12	205	8	15.5	31.2	0.228	6266430	31 KVR 8-12

Ring	L	L "	h	b	kg	Code	No.
14	205	8	15.5	31.2	0.221	6266780	31 KVR 8-14
17	255	10	17.5	38.0	0.353	6267080	31 KVR 10-17
19	255	10	17.5	38.0	0.346	6267240	31 KVR 10-19

31 K
FRICTION RATCHET HANDLE WITHOUT INSERT RING

› Friction spanner for insert rings 31 R and 31 VR
› Especially in steel construction and scaffolding
› GEDORE vanadium steel 31CrV3, manganese-phosphated



Ring	Ring	L	L "	Head Ø	kg	Code	No.
8-13	8-11	150	6	20	0.070	6243060	31 K 6
14-17	12-14	205	8	28	0.176	6243140	31 K 8
18-23	17-19	255	10	34	0.277	6243220	31 K 10
24-28		305	12	40	0.406	6243300	31 K 12
30-32		400	16	46	0.600	6243490	31 K 16
34-41		500	20	57	0.961	6243570	31 K 20

Ring	Ring	L	L "	Head Ø	kg	Code	No.
46-50		635	25	70	1.880	6243650	31 K 25
55-60		760	30	82	2.435	6243730	31 K 30
65-70		940	35	96	6.305	6243810	31 K 35
75-80		960	40	108	6.480	6244030	31 K 40

31 R
INSERT RING FOR FRICTION RATCHET

UD profile or bi-hexagon

› GEDORE vanadium steel 31CrV3, manganese-phosphated



Ring		Ø		kg	Code	No.
8	UD	19.7	6	0.021	6245000	31 R 8
10		19.7	6	0.018	6245270	31 R 10
13		19.7	6	0.011	6245510	31 R 13
14		27.6	8	0.047	6245780	31 R 14
15		27.6	8	0.044	6245860	31 R 15
16		27.6	8	0.040	6245940	31 R 16
17		27.6	8	0.036	6246080	31 R 17
18		33.6	10	0.075	6246160	31 R 18
19		33.6	10	0.069	6246240	31 R 19
21		33.6	10	0.059	6246400	31 R 21
22		33.6	10	0.053	6246590	31 R 22
24		39.6	12	0.091	6246750	31 R 24
26		39.6	12	0.076	6246910	31 R 26
27		39.6	12	0.069	6247050	31 R 27

Ring		Ø		kg	Code	No.
28		39.6	12	0.061	6247130	31 R 28
30		45.6	16	0.109	6247480	31 R 30
32		45.6	16	0.084	6247640	31 R 32
36		56.6	20	0.201	6248020	31 R 36
41		56.6	20	0.137	6248370	31 R 41
46		70.0	25	0.422	6248450	31 R 46
50		70.0	25	0.333	6248530	31 R 50
55		82.0	30	0.576	6248610	31 R 55
60		82.0	30	0.444	6248880	31 R 60
65	VDE	96.0	35	0.899	6248960	31 R 65
70		96.0	35	0.718	6249180	31 R 70
75		108.0	40	1.163	6249260	31 R 75
80		108.0	40	0.912	6249340	31 R 80

31 VR
INSERT RING FOR FRICTION RATCHET

square

› GEDORE vanadium steel 31CrV3, manganese-phosphated



Ring	Ø		kg	Code	No.
8	19.7	6	0.021	6261200	31 VR 8
9	19.7	6	0.018	6261390	31 VR 9
10	19.7	6	0.017	6261470	31 VR 10
12	27.6	8	0.052	6261630	31 VR 12

Ring	Ø		kg	Code	No.
14	27.6	8	0.045	6261980	31 VR 14
17	33.6	10	0.076	6262360	31 VR 17
19	33.6	10	0.069	6262520	31 VR 19

29
CONSTRUCTION RATCHET
bi-hexagon

› Reversible ratchet with two different size heads, bi-hexagon and "rat-tail" handle

› Especially in steel construction and scaffolding



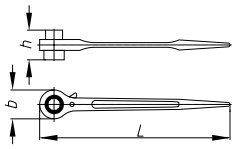

○	L	h	b	kg	Code	No.
17 x 19	315	49.0	42.0	0.463	1648934	29 17x19
19 x 22	315	49.5	42.0	0.448	1382853	29 19X22
19 x 24	365	56.0	51.5	0.757	1648926	29 19x24

○	L	h	b	kg	Code	No.
24 x 30	402	63.0	61.0	1.378	6262790	29 24x30
27 x 32	402	63.0	61.0	1.278	6262950	29 27x32
36 x 41	495	74.0	76.0	1.377	6263170	29 36x41

41 - 41 B
REVERSIBLE LEVER CHANGE RATCHET

› With permanently fixed UD profile insert
› GEDORE vanadium steel 31CrV3, chrome-plated



41



41



41 B



41 B

○	∠ °	mm	⟷ mm ⟷	kg	Code	No.
22	11,25	27.9	620	2.455	6338790	41 22
24	11,25	27.9	620	2.430	6338870	41 24
27	11,25	27.9	620	2.410	6338950	41 27
28	11,25	27.9	620	2.393	6330030	41 28
30	11,25	27.9	620	2.365	6339170	41 30

○	∠ °	mm	⟷ mm ⟷	kg	Code	No.
32	11,25	27.9	620	2.330	6339250	41 32
36	15,00	43.0	910	5.025	6338360	41 B 36
41	15,00	43.0	910	4.895	6338440	41 B 41
46	15,00	43.0	910	4.725	6338520	41 B 46

41 V - 41 BV
REVERSIBLE LEVER CHANGE RATCHET

› With permanently fixed square insert
› Especially in steel construction and scaffolding
› GEDORE vanadium steel 31CrV3, chrome-plated





○	∠ °	mm	⟷ mm ⟷	kg	Code	No.
19	11,25	27.9	620	2.475	6339410	41 V 19
22	11,25	27.9	620	2.450	6339680	41 V 22
24	11,25	27.9	620	2.420	6339760	41 V 24
27	11,25	27.9	620	2.385	6339840	41 V 27

○	∠ °	mm	⟷ mm ⟷	kg	Code	No.
30	15,00	43.0	910	5.115	6338600	41 BV 30
32	15,00	43.0	910	5.075	6339330	41 BV 32
36	15,00	43.0	910	4.970	6339920	41 BV 36

Impact Tools

6.3 (1/4") square drive

K 20 (MM)
IMPACT SOCKET 1/4"
hexagon

- Acc. to DIN 3129, ISO 2725-2
- Machine-operated, suitable for all standard electric and air tools
- Square drive as per DIN 3121 - G 6.3, ISO 1174
- GEDORE special steel, gun-metal finish

* not standardised



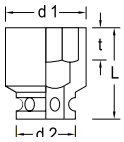

mm	L	d_1	d_2	t		recommended accessories	kg	Code	No.
5.5	23	9.5	13	3		KB 2070, KB 2075	0.016	6198090	K 20 5,5
6.0	23	10.0	13	3		KB 2070, KB 2075	0.016	6198170	K 20 6
7.0	23	11.3	13	3		KB 2070, KB 2075	0.016	6198250	K 20 7
8.0	23	12.5	13	4		KB 2070, KB 2075	0.016	6198330	K 20 8
9.0	23	13.8	13	4		KB 2070, KB 2075	0.017	6198410	K 20 9
10.0	23	15.0	13	5		KB 2070, KB 2075	0.018	6198680	K 20 10
11.0	23	16.3	13	5		KB 2070, KB 2075	0.020	6198760	K 20 11
12.0	23	17.0	13	6		KB 2070, KB 2075	0.023	6198840	K 20 12
13.0	23	18.8	13	6		KB 2070, KB 2075	0.024	6198920	K 20 13
14.0	25	20.0	13	7	*	KB 2070, KB 2075	0.035	6199060	K 20 14
17.0	26	23.8	13	7	*	KB 2070, KB 2075	0.037	6199140	K 20 17

K 20 (AF)
IMPACT SOCKET 1/4"
hexagon

- Machine-operated, suitable for all standard electric and air tools
- Square drive as per DIN 3121 - G 6.3, ISO 1174
- GEDORE special steel, gun-metal finish



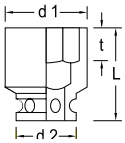

"AF	L	d_1	d_2	t	recommended accessories	kg	Code	No.
3/16	23	8.5	13	3	KB 2070, KB 2075	0.015	6199220	K 20 3/16AF
1/4	23	10.3	13	3	KB 2070, KB 2075	0.017	6199300	K 20 1/4AF
5/16	23	12.5	13	3	KB 2070, KB 2075	0.016	6199490	K 20 5/16AF
3/8	23	15.0	13	4	KB 2070, KB 2075	0.018	6199570	K 20 3/8AF
7/16	23	16.3	13	6	KB 2070, KB 2075	0.021	6199650	K 20 7/16AF

KB 2090
EXTENSION 1/4"
for impact sockets

- With square drive as per DIN 3121 - G 6.3, ISO 1174
- GEDORE special steel, gun-metal finish



■"	■	mm	kg	Code	No.
1/4	6.3	50	0.026	6201140	KB 2090-2

KB 2070 - KB 2075
SAFETY RING AND SAFETY PIN
for impact sockets 1/4"



KB 2070



KB 2075

Description	Ø	mm	kg	Code	No.
Safety ring d 9 mm	9.0		0.005	6200920	KB 2070
Safety pin d 1.5 mm	1.5	10	0.005	6201060	KB 2075

10 (3/8") square drive

K 30
IMPACT SOCKET 3/8"

hexagon

- Acc. to DIN 3129, ISO 2725-2
- Machine-operated, suitable for all standard electric and air tools
- Square drive as per DIN 3121 - G 10, ISO 1174
- GEDORE special steel, gun-metal finish

* not standardised



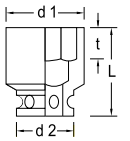

mm	L	d_1	d_2	t		recommended accessories	kg	Code	No.
6	30	11.0	19	3.0	*	KB 3070 6-12, KB 3075 6-12	0.045	6251160	K 30 6
7	30	12.5	19	3.0		KB 3070 6-12, KB 3075 6-12	0.046	6251240	K 30 7
8	30	14.5	19	4.0		KB 3070 6-12, KB 3075 6-12	0.046	6251320	K 30 8
9	30	15.0	19	4.0		KB 3070 6-12, KB 3075 6-12	0.046	6251400	K 30 9
10	30	16.0	19	5.0		KB 3070 6-12, KB 3075 6-12	0.046	6251590	K 30 10
11	30	17.5	19	5.0		KB 3070 6-12, KB 3075 6-12	0.046	6251670	K 30 11
12	30	19.0	19	6.0		KB 3070 6-12, KB 3075 6-12	0.046	6251750	K 30 12
13	30	19.0	22	6.0		KB 3070 13-24, KB 3075 13-24	0.063	6251830	K 30 13
14	30	21.0	22	7.0		KB 3070 13-24, KB 3075 13-24	0.063	6251910	K 30 14
15	30	22.0	22	7.0		KB 3070 13-24, KB 3075 13-24	0.062	6252050	K 30 15
16	30	24.0	22	8.0		KB 3070 13-24, KB 3075 13-24	0.066	6252130	K 30 16
17	30	25.0	22	9.0		KB 3070 13-24, KB 3075 13-24	0.068	6252210	K 30 17
18	30	26.0	22	9.0		KB 3070 13-24, KB 3075 13-24	0.075	6252480	K 30 18
19	30	27.5	22	9.5		KB 3070 13-24, KB 3075 13-24	0.076	6252560	K 30 19
20	30	28.0	22	10.0	*	KB 3070 13-24, KB 3075 13-24	0.084	6252640	K 30 20
21	30	30.0	22	11.0	*	KB 3070 13-24, KB 3075 13-24	0.089	6252720	K 30 21
22	30	32.0	23	11.0	*	KB 3070 13-24, KB 3075 13-24	0.093	6252800	K 30 22
23	30	32.0	23	13.0	*	KB 3070 13-24, KB 3075 13-24	0.095	6252990	K 30 23
24	30	35.0	23	13.0	*	KB 3070 13-24, KB 3075 13-24	0.105	6254420	K 30 24

TX K 30
IMPACT SOCKET 3/8"

for protruding TORX® head screws

- Machine-operated, suitable for all standard electric and air tools
- Square drive as per DIN 3121 - G 10, ISO 1174
- GEDORE special steel, gun-metal finish
- TORX® = reg. trademark of Acument Intellectual Properties, LLC. USA



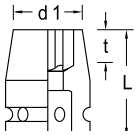

	M	mm	L	d_1	d_2	t	recommended accessories	kg	Code	No.
E5	M4	4,73	32	9.0	19	5	KB 3070 6-12, KB 3075 6-12	0.042	6265030	TX K 30 E5
E6	M5	5,74	32	10.0	19	5	KB 3070 6-12, KB 3075 6-12	0.044	6265110	TX K 30 E6
E7	M6	6,16	32	10.0	19	7	KB 3070 6-12, KB 3075 6-12	0.044	6265380	TX K 30 E7
E8	M6 - M7	7,52	32	10.5	19	8	KB 3070 6-12, KB 3075 6-12	0.048	6265460	TX K 30 E8
E10	M8	9,42	32	12.5	19	9	KB 3070 6-12, KB 3075 6-12	0.048	6265540	TX K 30 E10
E12	M10	11,17	32	15.0	19	10	KB 3070 6-12, KB 3075 6-12	0.047	6265620	TX K 30 E12
E14	M12	12,90	32	19.0	19	12	KB 3070 6-12, KB 3075 6-12	0.046	6265700	TX K 30 E14

KB 3090
EXTENSION 3/8"

for impact sockets

› With square drive as per DIN 3121 - G 10, ISO 1174
› GEDORE special steel, manganese-phosphated



■"	■	⊢mm⊣	kg	Code	No.
3/8	10	75	0.090	6261710	KB 3090-3
3/8	10	125	0.149	6262010	KB 3090-5
3/8	10	250	0.298	6262280	KB 3090-10

KB 3095
UNIVERSAL JOINT 3/8"

for impact sockets

› With square drive as per DIN 3121 - G 10, ISO 1174
› GEDORE special steel, manganese-phosphated



□"	□	■"	■	⊢mm⊣	kg	Code	No.
3/8	10	3/8	10	50	0.072	6262440	KB 3095

KB 3019
CONVERTOR 3/8" TO 1/2"

for impact sockets

› With square drive as per DIN 3121 - G 10, ISO 1174
› GEDORE special steel, manganese-phosphated





□"	□	■"	■	⊢mm⊣	kg	Code	No.
3/8	10	1/2	12.5	33	0.061	6263410	KB 3019

KB 3020
REDUCER 3/8" TO 1/4"

for impact sockets

› With square drive as per DIN 3121 - G 10, ISO 1174
› GEDORE special steel, manganese-phosphated





□"	□	■"	■	⊢mm⊣	kg	Code	No.
3/8	10	1/4	6.3	31	0.034	6263250	KB 3020

KB 3070 - KB 3075
SAFETY RING AND SAFETY PIN

for impact sockets 3/8"



KB 3070



KB 3075

Description	Ø	⊢mm⊣	kg	Code	No.
Safety ring d 14 mm	14.0		0.002	6260820	KB 3070 6-12
Safety ring d 15.5 mm	15.5		0.002	6260900	KB 3070 13-24
Safety pin d 2.5 mm	2.5	14	0.005	6261040	KB 3075 6-12
Safety pin d 2.5 mm	2.5	16	0.002	6261120	KB 3075 13-24

12.5 (1/2") square drive

K 19-028
IMPACT SOCKET SET 1/2"
5 pieces

- 5 impact sockets, machine-operated, suitable for all standard electric and air tools
- Square drive as per DIN 3121 - G 12.5, ISO 1174
- GEDORE special steel, gun-metal finish
- In black plastic case



Sockets	kg	Code	No.
O 10 13 17 19 24	0.749	1646923	K 19-028

K 19 LS-004
IMPACT SOCKET SET 1/2"
4 pieces

- 4 impact sockets with protective sleeve, hexagon, long pattern
- Machine-operated, suitable for all standard electric and air tools
- Square drive as per DIN 3121 - G 12.5, ISO 1174
- Thin-walled to protect the alloy wheels
- GEDORE special steel, manganese-phosphated



Sockets	kg	Code	No.
O **K 19 LS** 17 19 21 22	0.980	2790831	K 19 LS-004

K 19 (MM)
IMPACT SOCKET 1/2"
hexagon

- Acc. to DIN 3129, ISO 2725-2
- Machine-operated, suitable for all standard electric and air tools
- Square drive as per DIN 3121 - G 12.5, ISO 1174
- GEDORE special steel, gun-metal finish

* not standardised



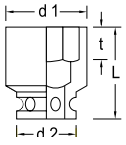

O mm	L	d_1	d_2	t		recommended accessories	kg	Code	No.
10	38	17.0	25	5.0		KB 1970 10-14, KB 1975 10-14	0.082	6160280	K 19 10
11	38	19.0	25	5.0		KB 1970 10-14, KB 1975 10-14	0.085	6160360	K 19 11
12	38	20.0	25	6.0		KB 1970 10-14, KB 1975 10-14	0.084	6160440	K 19 12
13	38	21.0	25	6.0		KB 1970 10-14, KB 1975 10-14	0.081	6160520	K 19 13
14	38	22.0	25	7.0		KB 1970 10-14, KB 1975 10-14	0.082	6160600	K 19 14
15	38	24.0	30	7.0		KB 1970 15-27, KB 1975 15-27	0.125	6161680	K 19 15
16	38	25.0	30	8.0		KB 1970 15-27, KB 1975 15-27	0.124	6160790	K 19 16
17	38	26.0	30	9.0		KB 1970 15-27, KB 1975 15-27	0.123	6160870	K 19 17
18	38	27.5	30	9.0		KB 1970 15-27, KB 1975 15-27	0.122	6160950	K 19 18
19	38	27.5	30	9.5		KB 1970 15-27, KB 1975 15-27	0.119	6161090	K 19 19
21	38	30.0	30	11.0		KB 1970 15-27, KB 1975 15-27	0.137	6161170	K 19 21
22	38	32.0	30	11.0		KB 1970 15-27, KB 1975 15-27	0.142	6161250	K 19 22
23	38	32.0	30	13.0	*	KB 1970 15-27, KB 1975 15-27	0.148	6161330	K 19 23
24	45	35.0	30	13.0		KB 1970 15-27, KB 1975 15-27	0.154	6161410	K 19 24
27	50	38.0	30	13.0		KB 1970 15-27, KB 1975 15-27	0.180	6182680	K 19 27
30	50	41.0	30	16.0	*	KB 1970 15-27, KB 1975 15-27	0.256	1560557	K 19 30
32	50	44.0	30	17.0	*	KB 1970 15-27, KB 1975 15-27	0.286	1783742	K 19 32

K 19 (AF)
IMPACT SOCKET 1/2"

hexagon

- Machine-operated, suitable for all standard electric and air tools
- Square drive as per DIN 3121 - G 12.5, ISO 1174
- GEDORE special steel, gun-metal finish



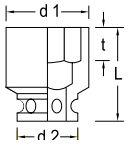

"AF	L	d_1	d_2	t	recommended accessories	kg	Code	No.
3/8	38	16.0	25	4.0	KB 1970 10-14, KB 1975 10-14	0.079	6166990	K 19 3/8AF
7/16	38	18.0	25	6.0	KB 1970 10-14, KB 1975 10-14	0.079	6162300	K 19 7/16AF
1/2	38	20.0	25	6.0	KB 1970 10-14, KB 1975 10-14	0.078	6162650	K 19 1/2AF
9/16	38	22.0	25	7.0	KB 1970 10-14, KB 1975 10-14	0.080	6163030	K 19 9/16AF
5/8	38	25.0	25	8.0	KB 1970 15-27, KB 1975 15-27	0.121	6163460	K 19 5/8AF
11/16	38	25.0	25	9.0	KB 1970 15-27, KB 1975 15-27	0.121	6163700	K 19 11/16AF
3/4	38	27.5	30	9.5	KB 1970 15-27, KB 1975 15-27	0.115	6163970	K 19 3/4AF
13/16	38	30.0	30	11.0	KB 1970 15-27, KB 1975 15-27	0.131	6168420	K 19 13/16AF
7/8	38	32.0	30	13.0	KB 1970 15-27, KB 1975 15-27	0.141	6169820	K 19 7/8AF
15/16	38	35.0	30	13.0	KB 1970 15-27, KB 1975 15-27	0.156	6164190	K 19 15/16AF
1	38	35.0	30	13.0	KB 1970 15-27, KB 1975 15-27	0.169	6169900	K 19 1AF
1.1/16	50	38.0	30	13.0	KB 1970 15-27, KB 1975 15-27	0.173	6164350	K 19 1.1/16AF
1.1/8	40	38.0	30	16.5	KB 1970 15-27, KB 1975 15-27	0.180	6164510	K 19 1.1/8AF
1.1/4	40	44.0	35	17.0	KB 1970 15-27, KB 1975 15-27	0.284	6165240	K 19 1.1/4AF
1.5/16	43	45.0	35	19.0	KB 1970 15-27, KB 1975 15-27	0.296	6165320	K 19 1.5/16AF

K 19 L
IMPACT SOCKET 1/2"

hexagon, long pattern

- Machine-operated, suitable for all standard electric and air tools
- Square drive as per DIN 3121 - G 12.5, ISO 1174
- GEDORE special steel, manganese-phosphated



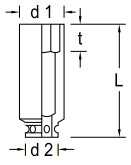

mm	L	d_1	d_2	t	recommended accessories	kg	Code	No.
8	77	15.3	25	12	KB 1970 10-14, KB 1975 10-14	0.124	6163110	K 19 L 8
10	77	17.8	25	12	KB 1970 10-14, KB 1975 10-14	0.140	6163380	K 19 L 10
13	77	21.5	25	13	KB 1970 10-14, KB 1975 10-14	0.158	6163540	K 19 L 13
14	77	22.8	25	13	KB 1970 10-14, KB 1975 10-14	0.171	6163620	K 19 L 14
16	77	24.0	30	14	KB 1970 15-27, KB 1975 15-27	0.208	6197790	K 19 L 16
17	80	26.5	30	15	KB 1970 15-27, KB 1975 15-27	0.230	6163890	K 19 L 17
18	82	27.8	30	15	KB 1970 15-27, KB 1975 15-27	0.255	6197870	K 19 L 18
19	82	29.0	30	17	KB 1970 15-27, KB 1975 15-27	0.265	6164000	K 19 L 19
21	82	31.5	30	17	KB 1970 15-27, KB 1975 15-27	0.306	6162730	K 19 L 21
22	82	32.8	30	19	KB 1970 15-27, KB 1975 15-27	0.318	6164270	K 19 L 22
23	82	34.0	30	19	KB 1970 15-27, KB 1975 15-27	0.328	6199810	K 19 L 23
24	82	35.3	30	21	KB 1970 15-27, KB 1975 15-27	0.358	6164430	K 19 L 24
27	82	39.0	30	22	KB 1970 15-27, KB 1975 15-27	0.396	6164780	K 19 L 27

K 19 LS
IMPACT SOCKET 1/2" WITH PROTECTIVE SLEEVE
hexagon, long pattern

- Machine-operated, suitable for all standard electric and air tools
- Square drive as per DIN 3121 - G 12.5, ISO 1174
- Thin-walled to protect the alloy wheels
- GEDORE special steel, manganese-phosphated



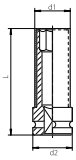

mm	Colour	RAL	L	d_1	d_2	t	recommended accessories	kg	Code	No.
17	Traffic blue	5017	81	27.0	30	15	KB 1970 15-27, KB 1975 15-27	0.200	2178214	K 19 LS 17
19	Traffic green	6024	82	29.0	30	17	KB 1970 15-27, KB 1975 15-27	0.210	2178222	K 19 LS 19
21	Traffic red	3020	82	30.5	30	17	KB 1970 15-27, KB 1975 15-27	0.230	2178230	K 19 LS 21
22	Traffic yellow	1023	82	32.3	30	19	KB 1970 15-27, KB 1975 15-27	0.260	2178249	K 19 LS 22

KR 19
IMPACT SOCKET 1/2"
hexagon, for cars

- Suitable for all standard electric and air tools
- Square drive as per DIN 3121 - G 12.5, ISO 1174
- GEDORE special steel, gun-metal finish



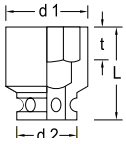

mm	L	d_1	d_2	t	recommended accessories	kg	Code	No.
17	38	30	30	14	KB 1970 15-27, KB 1975 15-27	0.174	6162490	KR 19 17
19	38	33	30	18	KB 1970 15-27, KB 1975 15-27	0.186	6162570	KR 19 19

ITX K 19
IMPACT SCREWDRIVER BIT SOCKET 1/2"
for recessed TORX® head screws

- Square drive as per DIN 3121 - G 12.5, ISO 1174
- GEDORE special steel, manganese-phosphated
- TORX® = reg. trademark of Acument Intellectual Properties, LLC. USA



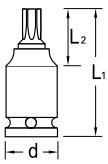

	M	mm	L_1	L_2	d	recommended accessories	kg	Code	No.
T30	M6 - M7	5,52	47	26	25	KB 1970 10-14, KB 1975 10-14	0.075	6197280	ITX K 19 T30
T40	M7 - M8	6,65	47	26	25	KB 1970 10-14, KB 1975 10-14	0.077	6197360	ITX K 19 T40
T45	M8 - M10	7,82	47	26	25	KB 1970 10-14, KB 1975 10-14	0.078	1603124	ITX K 19 T45
T50	M10	8,83	47	26	25	KB 1970 10-14, KB 1975 10-14	0.079	6197440	ITX K 19 T50
T55	M12	11,22	47	26	25	KB 1970 10-14, KB 1975 10-14	0.084	6197520	ITX K 19 T55
T60	M14	13,25	47	26	25	KB 1970 10-14, KB 1975 10-14	0.088	6197600	ITX K 19 T60

19 LMU-10 ›194



TX K 19
IMPACT SOCKET 1/2"

12,5
1/2"

for protruding TORX® head screws

- Machine-operated, suitable for all standard electric and air tools
- Square drive as per DIN 3121 - G 12.5, ISO 1174
- GEDORE special steel, gun-metal finish
- TORX® = reg. trademark of Acument Intellectual Properties, LLC. USA



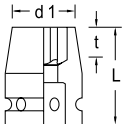

	M	mm	L	d_1	d_2	t	recommended accessories	kg	Code	No.
E10	M8	9,42	38	15.0	25	9	KB 1970 10-14, KB 1975 10-14	0.084	6223110	TX K 19 E10
E12	M10	11,17	38	16.0	25	10	KB 1970 10-14, KB 1975 10-14	0.085	6223380	TX K 19 E12
E14	M12	12,90	38	18.5	25	12	KB 1970 10-14, KB 1975 10-14	0.086	6223460	TX K 19 E14
E16	M12	14,76	38	20.0	25	12	KB 1970 10-14, KB 1975 10-14	0.088	6223540	TX K 19 E16
E18	M14	16,70	38	22.0	25	12	KB 1970 10-14, KB 1975 10-14	0.087	6223620	TX K 19 E18
E20	M16	18,45	38	25.0	30	13	KB 1970 15-27, KB 1975 15-27	0.140	6223700	TX K 19 E20
E24	M18 - M20	22,16	45	28.5	30	17	KB 1970 15-27, KB 1975 15-27	0.137	6223890	TX K 19 E24

IN K 19
IMPACT SCREWDRIVER BIT SOCKET 1/2"

12,5
1/2"

for in-hex screws

- Suitable for all standard electric and air tools
- Square drive as per DIN 3121 - G 12.5, ISO 1174
- GEDORE special steel, manganese-phosphated


IN K 19 5


IN K 19 17

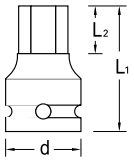

mm	L_1	L_2	d	recommended accessories	kg	Code	No.
5	44	7.5	25	KB 1970 10-14, KB 1975 10-14	0.073	6223970	IN K 19 5
6	44	9.0	25	KB 1970 10-14, KB 1975 10-14	0.072	6224000	IN K 19 6
8	44	11.0	25	KB 1970 10-14, KB 1975 10-14	0.077	6224190	IN K 19 8
10	44	13.0	25	KB 1970 10-14, KB 1975 10-14	0.079	6224270	IN K 19 10
12	50	15.0	30	KB 1970 15-27, KB 1975 15-27	0.136	6224350	IN K 19 12
14	50	17.0	30	KB 1970 15-27, KB 1975 15-27	0.144	6225320	IN K 19 14
17	50	19.0	30	KB 1970 15-27, KB 1975 15-27	0.157	6225670	IN K 19 17

KB 1930
REDUCER 1/2" TO 3/8"
for impact sockets

› With square drive as per DIN 3121 - G 12.5, Form F, G, and H
› GEDORE special steel, manganese-phosphated





□"	□	■"	■	⊢mm⊣	kg	Code	No.
1/2	12.5	3/8	10	44	0.081	6650370	KB 1930

KB 1932
CONVERTOR 1/2" TO 3/4"
for impact sockets

› With square drive as per DIN 3121 - G 12.5, Form F, G, and H
› GEDORE special steel, manganese-phosphated





□"	□	■"	■	⊢mm⊣	kg	Code	No.
1/2	12.5	3/4	20	44	0.146	6650020	KB 1932

KB 1990
EXTENSION 1/2"
for impact sockets

› With square drive as per DIN 3121 - G 12.5, ISO 1174 Form F, G, and H
› GEDORE special steel, manganese-phosphated


KB 1990-5


KB 1990-10

■"	■	⊢mm⊣	kg	Code	No.
1/2	12.5	125	0.256	6655250	KB 1990-5
1/2	12.5	250	0.461	6650100	KB 1990-10

KB 1995
UNIVERSAL JOINT 1/2"
for impact sockets

› With square drive as per DIN 3121 - G 12.5, Form F, G, and H
› GEDORE special steel, manganese-phosphated



■"	■	□"	□	⊢mm⊣	kg	Code	No.
1/2	12.5	1/2	12.5	62	0.202	6655410	KB 1995

KB 1970 - KB 1975
SAFETY RING AND SAFETY PIN
for impact sockets 1/2"


KB 1970


KB 1975

Description	Ø	⊢mm⊣	kg	Code	No.
Safety ring d 19 mm	19		0.002	6654790	KB 1970 10-14
Safety ring d 24 mm	24		0.002	6654870	KB 1970 15-27
Safety pin d 3 mm	3	20	0.002	6654950	KB 1975 10-14
Safety pin d 3 mm	3	25	0.002	6655090	KB 1975 15-27

20 (3/4") square drive

K 32-040
IMPACT SOCKET SET 3/4" FOR TRUCKS

20
3/4

4 pieces

- 4 sockets, machine-operated, suitable for all standard electric and air tools
- Square drive as per DIN 3121 - H 20, ISO 1174
- GEDORE special steel, gun-metal finish
- In black plastic case



Sockets	kg	Code	No.
24 27 30 33	1.630	1828142	K 32-040

K 32 S
IMPACT SOCKET 3/4" WITH IMPACT-FIX LOCK

20
3/4

hexagon UD profile

- Acc. to DIN 3129, ISO 2725-2
- Machine-operated, suitable for all standard electric and air tools
- Square drive as per DIN 3121 - H 20, ISO 1174
- GEDORE vanadium steel 59CrV4
- Gun-metal finish
- DBGM (German utility patent)
- Particularly suitable for working in sensitive areas permanently governed by certainty against loss, process reliability and occupational safety
- Examples: overhead power line construction, wind power plants or the automotive sector



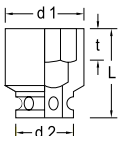

mm	L	d_1	d_2	t	kg	Code	No.
17	45	31.1	44	7.0	0.400	2734060	K 32 S 17
18	45	32.4	44	8.4	0.420	2734079	K 32 S 18
19	45	33.6	44	8.4	0.400	2734095	K 32 S 19
22	46	37.4	44	9.8	0.400	2734176	K 32 S 22
24	46	39.9	44	11.2	0.340	2734184	K 32 S 24
27	48	43.6	44	12.6	0.400	2734206	K 32 S 27
30	52	47.4	44	14.0	0.400	2734214	K 32 S 30
32	52	49.9	44	15.4	0.400	2734230	K 32 S 32
33	54	51.0	44	15.4	0.400	2734257	K 32 S 33
34	54	52.4	44	15.4	0.400	2734265	K 32 S 34
36	56	54.9	44	16.8	0.500	2734273	K 32 S 36
38	59	57.0	44	16.8	0.500	2734281	K 32 S 38
41	59	61.1	44	18.9	0.560	2734303	K 32 S 41

K 32 SL
IMPACT SOCKET 3/4" WITH IMPACT-FIX LOCK

20
3/4

hexagon UD profile, long pattern

- Machine-operated, suitable for all standard electric and air tools
- Square drive as per DIN 3121 - H 20, ISO 1174
- GEDORE vanadium steel 59CrV4
- Gun-metal finish
- DBGM (German utility patent)
- Particularly suitable for working in sensitive areas permanently governed by certainty against loss, process reliability and occupational safety
- Examples: overhead power line construction, wind power plants or the automotive sector



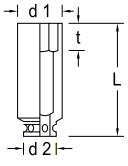

mm	L	d_1	d_2	t	kg	Code	No.
17	90	31.1	44	7.0	0.560	2734311	K 32 SL 17
19	90	32.4	44	8.4	0.600	2734338	K 32 SL 19
21	90	36.1	44	9.8	0.600	2734346	K 32 SL 21
22	90	37.4	44	9.8	0.620	2734354	K 32 SL 22
24	90	39.9	44	11.2	0.620	2734362	K 32 SL 24
27	90	43.6	44	12.6	0.600	2734370	K 32 SL 27
30	90	47.4	44	14.0	0.600	2734389	K 32 SL 30
32	90	49.9	44	15.4	0.700	2734397	K 32 SL 32
33	90	51.0	44	15.4	0.800	2734400	K 32 SL 33
34	90	52.4	44	15.4	0.800	2734419	K 32 SL 34
36	90	54.9	44	16.8	0.800	2734427	K 32 SL 36
41	90	61.1	44	18.9	0.980	2734435	K 32 SL 41

K 32 (MM)
IMPACT SOCKET 3/4"

hexagon

- Acc. to DIN 3129, ISO 2725-2
- Machine-operated, suitable for all standard electric and air tools
- Square drive as per DIN 3121 - H 20, ISO 1174
- GEDORE special steel, gun-metal finish

* not standardised



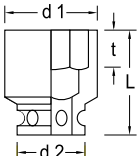

mm	L	d_1	d_2	t	recommended accessories	kg	Code	No.
17	50	29	44	9.0	KB 3270, KB 3275	0.300	6282040	K 32 17
18	50	32	44	9.0	KB 3270, KB 3275	0.300	6289990	K 32 18
19	50	32	44	9.5	KB 3270, KB 3275	0.293	6282120	K 32 19
22	50	38	44	11.0	KB 3270, KB 3275	0.345	6282200	K 32 22
24	50	40	44	13.0	KB 3270, KB 3275	0.339	6282390	K 32 24
27	54	41	44	13.0	KB 3270, KB 3275	0.339	6282470	K 32 27
30	54	44	44	16.5	KB 3270, KB 3275	0.352	6282550	K 32 30

mm	L	d_1	d_2	t		recommended accessories	kg	Code	No.
32	56	49	44	17.0		KB 3270, KB 3275	0.407	6282630	K 32 32
33	56	49	44	17.0	*	KB 3270, KB 3275	0.430	6283010	K 32 33 (3/4W)
34	56	52	44	19.0		KB 3270, KB 3275	0.475	6281580	K 32 34
36	56	52	44	19.0		KB 3270, KB 3275	0.444	6282710	K 32 36
38	58	54	44	22.0	*	KB 3270, KB 3275	0.481	6281740	K 32 38
41	58	57	44	22.0		KB 3270, KB 3275	0.500	6282980	K 32 41

K 32 (AF)
IMPACT SOCKET 3/4"

hexagon

- Machine-operated, suitable for all standard electric and air tools
- Square drive as per DIN 3121 - H 20, ISO 1174
- GEDORE special steel, gun-metal finish



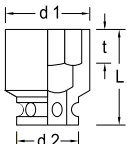

"AF	L	d_1	d_2	t	recommended accessories	kg	Code	No.
13/16	46	35	44	11.0	KB 3270, KB 3275	0.349	6285300	K 32 13/16AF
7/8	46	38	44	13.0	KB 3270, KB 3275	0.354	6284410	K 32 7/8AF
15/16	46	40	44	13.0	KB 3270, KB 3275	0.342	6284680	K 32 15/16AF
1	46	41	44	13.0	KB 3270, KB 3275	0.340	6285490	K 32 1AF
1.1/16	48	41	44	13.0	KB 3270, KB 3275	0.347	6285650	K 32 1.1/16AF
1.1/8	52	44	44	16.5	KB 3270, KB 3275	0.367	6284760	K 32 1.1/8AF
1.1/4	52	49	44	17.0	KB 3270, KB 3275	0.418	6284840	K 32 1.1/4AF
1.5/16	55	49	44	19.0	KB 3270, KB 3275	0.417	6284920	K 32 1.5/16AF

"AF	L	d_1	d_2	t	recommended accessories	kg	Code	No.
1.3/8	55	52	44	19.0	KB 3270, KB 3275	0.452	6285730	K 32 1.3/8AF
1.7/16	56	52	44	19.0	KB 3270, KB 3275	0.439	6285060	K 32 1.7/16AF
1.1/2	59	54	44	22.0	KB 3270, KB 3275	0.480	6285140	K 32 1.1/2AF
1.5/8	59	57	44	22.0	KB 3270, KB 3275	0.497	6285810	K 32 1.5/8AF
1.11/16	64	63	44	25.0	KB 3270, KB 3275	0.674	6286030	K 32 1.11/16AF
1.3/4	64	63	44	25.5	KB 3270, KB 3275	0.639	6286110	K 32 1.3/4AF
1.7/8	67	67	54	27.0	KB 3270, KB 3275	0.873	6286380	K 32 1.7/8AF
2	67	73	54	27.0	KB 3270, KB 3275	0.995	6286460	K 32 2AF

K 32 L
IMPACT SOCKET 3/4"

hexagon, long pattern

- Machine-operated, suitable for all standard electric and air tools
- Square drive as per DIN 3121 - H 20, ISO 1174
- GEDORE special steel, gun-metal finish



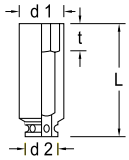

mm	L	d_1	d_2	t	recommended accessories	kg	Code	No.
17	90	29	44	9.0	KB 3270, KB 3275	0.727	6283600	K 32 L 17
19	95	32	44	9.5	KB 3270, KB 3275	0.720	6283790	K 32 L 19
21	95	35	44	11.0	KB 3270, KB 3275	0.757	6286700	K 32 L 21
22	95	38	44	11.0	KB 3270, KB 3275	0.739	6283870	K 32 L 22
24	95	40	44	13.0	KB 3270, KB 3275	0.706	6283950	K 32 L 24
27	95	41	44	13.0	KB 3270, KB 3275	0.655	6284090	K 32 L 27

mm	L	d_1	d_2	t	recommended accessories	kg	Code	No.
30	95	44	44	16.5	KB 3270, KB 3275	0.644	6284170	K 32 L 30
32	95	49	44	17.0	KB 3270, KB 3275	0.728	6284250	K 32 L 32
33	95	49	44	17.0	KB 3270, KB 3275	0.709	6286540	K 32 L 33 (3/4W)
34	95	52	44	19.0	KB 3270, KB 3275	0.858	6281660	K 32 L 34
36	95	52	44	19.0	KB 3270, KB 3275	0.826	6284330	K 32 L 36
41	95	57	44	22.0	KB 3270, KB 3275	0.811	6286890	K 32 L 41

IN K 32
IMPACT SCREWDRIVER BIT SOCKET 3/4"

20
3/4"

for in-hex screws

- Suitable for all standard electric and air tools
- Square drive as per DIN 3121 - H 20, ISO 1174
- GEDORE special steel, manganese-phosphated



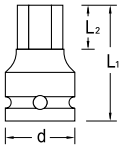

mm	L_1	L_2	d	recommended accessories	kg	Code	No.
14	65	14	38	KB 3270, KB 3275	0.440	1956477	IN K 32 14
17	65	17	38	KB 3270, KB 3275	0.495	1956485	IN K 32 17
19	65	19	44	KB 3270, KB 3275	0.530	1956493	IN K 32 19
22	65	22	44	KB 3270, KB 3275	0.590	1956507	IN K 32 22
24	65	24	44	KB 3270, KB 3275	0.630	1956515	IN K 32 24
27	65	27	44	KB 3270, KB 3275	0.695	1956523	IN K 32 27

KB 3219
REDUCER 3/4" TO 1/2"

for impact sockets

- With square drive as per DIN 3121, ISO 1174, Form F and H
- GEDORE special steel, manganese-phosphated





□"	□	■"	■	mm	kg	Code	No.
3/4	20	1/2	12.5	65	0.351	6675280	KB 3219

KB 3221
CONVERTOR 3/4" TO 1"

for impact sockets

- With square drive as per DIN 3121, ISO 1174, Form F and H
- GEDORE special steel, manganese-phosphated





□"	□	■"	■	mm	kg	Code	No.
3/4	20	1	25	65	0.445	6671530	KB 3221

KB 3290
EXTENSION 3/4"

for impact sockets

- With square drive as per DIN 3121, ISO 1174, Form F and H
- GEDORE special steel, manganese-phosphated


KB 3290-8


KB 3290-12


KB 3290-16

■"	■	mm	kg	Code	No.
3/4	20	205	0.957	6675600	KB 3290-8
3/4	20	300	1.328	6675790	KB 3290-12
3/4	20	400	1.759	6675870	KB 3290-16

KB 3295
UNIVERSAL JOINT 3/4"

for impact sockets

- With square drive as per DIN 3121, ISO 1174, Form F and H
- GEDORE special steel, manganese-phosphated



■"	■	□"	□	mm	kg	Code	No.
3/4	20	3/4	20	94	0.623	6676090	KB 3295

KB 3270 - KB 3275
SAFETY RING AND SAFETY PIN

for impact sockets 3/4"


KB 3270


KB 3275

Description	Ø	mm	kg	Code	No.
Safety ring d 36 mm	36		0.004	6675360	KB 3270
Safety pin d 4 mm	4	35	0.004	6675440	KB 3275

IMPACT-FIX LOCK

Your advantages

- Integrated, secure two-pin lock including ring
- An extra feature from GEDORE - for increased safety in the workplace
- Particularly suitable for working in sensitive areas permanently governed by certainty against loss, process reliability and occupational safety
- Examples: overhead power line construction, wind power plants, machine engineering or the automotive sector
- Very safe and extremely practice-oriented, and very easy to handle
- Double ring groove for easily sliding the ring
- Minimisation of the risk of injury compared to standard systems available on the market. The securing ring is not catapulted out of the rotating insert if the securing pin tears.
- Wherever major forces prevail, correct and appropriate securing and handling of tools is a key element of good screwed connections.
- Standard practice: the bothersome and awkward fitting of the loose securing pin and ring is often simply neglected or forgotten, or the pin and ring are no longer to be found.
- Thanks to the Impact-Fix lock integrated in the socket, 3 elements no longer need to be installed (insert, pin and ring). The securing pins and rings are always secured to the socket (3 in 1). The pins are automatically pressed into the drill holes in the square drive when the ring is secured in place.
- DBGM (German utility patent)





3 in 1

THE ADVANTAGE IS OBVIOUS:

thanks to the Impact-Fix lock integrated in the socket, three elements no longer need to be installed (insert, pin and ring).

MACHINE- OR HAND-OPERATED...

... electric, hydraulic, pneumatic or with torque multiplier by hand

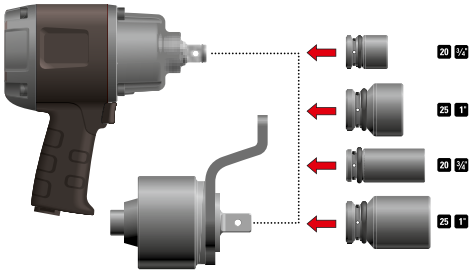



EASY TO USE ...

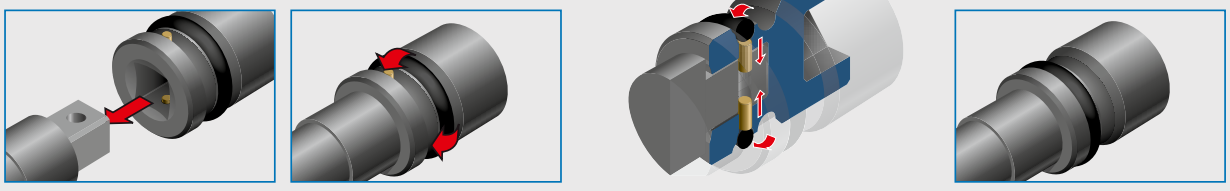

Double ring groove for easily sliding the ring thanks to integrated two-pin lock including ring.

25 (1") square drive

K 21 S
IMPACT SOCKET 1" WITH IMPACT-FIX LOCK

hexagon UD profile

- Acc. to DIN 3129, ISO 2725-2
- Machine-operated, suitable for all standard electric and air tools
- Square drive as per DIN 3121 - H 25, ISO 1174
- GEDORE vanadium steel 59CrV4
- Gun-metal finish
- DBGM (German utility patent)
- Particularly suitable for working in sensitive areas permanently governed by certainty against loss, process reliability and occupational safety
- Examples: overhead power line construction, wind power plants or the automotive sector



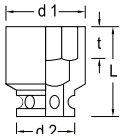

mm	L	d_1	d_2	t	kg	Code	No.
22	55	40.4	54	9.8	0.600	2734443	K 21 S 22
24	55	42.9	54	11.2	0.600	2734451	K 21 S 24
27	55	46.7	54	12.6	0.600	2734478	K 21 S 27
30	57	50.4	54	14.0	0.600	2734486	K 21 S 30
32	57	52.9	54	15.4	0.600	2734494	K 21 S 32
33	57	54.0	54	15.4	0.600	2734508	K 21 S 33
34	57	55.4	54	15.4	0.600	2734516	K 21 S 34
36	60	57.9	54	16.8	0.680	2734524	K 21 S 36
38	64	60.4	54	16.8	0.700	2734540	K 21 S 38
41	64	64.2	54	18.9	0.700	2734559	K 21 S 41

mm	L	d_1	d_2	t	kg	Code	No.
42	64	65.4	54	18.9	0.700	2734567	K 21 S 42
46	69	70.4	54	21.0	0.700	2734575	K 21 S 46
50	72	75.4	54	23.1	0.800	2734583	K 21 S 50
55	76	81.7	54	25.2	0.800	2734591	K 21 S 55
60	82	87.9	54	27.3	0.800	2734605	K 21 S 60
65	85	94.2	54	29.4	0.900	2734613	K 21 S 65
70	88	100.4	54	31.5	0.900	2734621	K 21 S 70
75	92	106.0	54	33.6	0.900	2734648	K 21 S 75
80	97	113.0	54	36.4	1.000	2734656	K 21 S 80

K 21 SL
IMPACT SOCKET 1" WITH IMPACT-FIX LOCK

hexagon UD profile, long pattern

- Machine-operated, suitable for all standard electric and air tools
- Square drive as per DIN 3121 - H 25, ISO 1174
- GEDORE vanadium steel 59CrV4
- Gun-metal finish
- DBGM (German utility patent)
- Particularly suitable for working in sensitive areas permanently governed by certainty against loss, process reliability and occupational safety
- Examples: overhead power line construction, wind power plants or the automotive sector



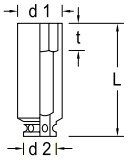

mm	L	d_1	d_2	t	kg	Code	No.
22	100	40.4	54	9.8	0.600	2734664	K 21 SL 22
24	100	42.9	54	11.2	0.600	2734672	K 21 SL 24
27	100	46.7	54	12.6	0.600	2734680	K 21 SL 27
30	100	50.4	54	14.0	0.800	2734699	K 21 SL 30
32	100	52.9	54	15.4	0.800	2734702	K 21 SL 32
33	100	54.0	54	15.4	0.800	2734710	K 21 SL 33
34	100	55.4	54	15.4	1.000	2734729	K 21 SL 34
36	100	57.9	54	16.8	1.000	2734737	K 21 SL 36

mm	L	d_1	d_2	t	kg	Code	No.
38	100	60.4	54	16.8	1.140	2734745	K 21 SL 38
41	100	64.2	54	18.9	1.280	2734753	K 21 SL 41
46	100	70.4	54	18.9	1.420	2734761	K 21 SL 46

K 21 (MM)
IMPACT SOCKET 1"
hexagon

25
1"

- Acc. to DIN 3129, ISO 2725-2
- Machine-operated, suitable for all standard electric and air tools
- Square drive as per DIN 3121 - H 25, ISO 1174
- GEDORE special steel, gun-metal finish
- Use KB 3770 and KB 3775 from 75 mm and up

* not standardised



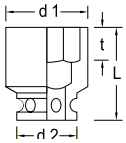

mm	L	d_1	d_2	t		recommended accessories	kg	Code	No.
22	60	40	54	11.0		KB 2170, KB 2175	0.561	6183060	K 21 22
24	60	42	54	13.0		KB 2170, KB 2175	0.611	6183140	K 21 24
27	60	46	54	13.0		KB 2170, KB 2175	0.614	6183220	K 21 27
30	58	50	54	16.5		KB 2170, KB 2175	0.619	6183300	K 21 30
32	62	51	54	17.0		KB 2170, KB 2175	0.608	6183490	K 21 32
33	60	54	54	17.0	*	KB 2170, KB 2175	0.615	6183650	K 21 33
34	62	54	54	19.0		KB 2170, KB 2175	0.624	6196980	K 21 34
36	67	54	54	19.0		KB 2170, KB 2175	0.598	6183570	K 21 36
38	67	60	54	19.0	*	KB 2170, KB 2175	0.764	6184890	K 21 38
41	67	63	54	22.0		KB 2170, KB 2175	0.794	6183730	K 21 41

mm	L	d_1	d_2	t		recommended accessories	kg	Code	No.
42	74	63	54	22.0	*	KB 2170, KB 2175	0.781	6184970	K 21 42
46	74	70	54	25.5		KB 2170, KB 2175	0.974	6183810	K 21 46
50	80	73	54	27.0		KB 2170, KB 2175	1.018	6184030	K 21 50
55	84	82	54	30.0		KB 2170, KB 2175	1.298	6184110	K 21 55
60	87	86	54	33.0		KB 2170, KB 2175	1.481	6184380	K 21 60
65	90	92	54	35.0		KB 2170, KB 2175	1.682	6184460	K 21 65
70	96	96	54	38.0		KB 2170, KB 2175	1.812	6184540	K 21 70
75	98	100	86	41.0	*	KB 3770, KB 3775	2.690	6184620	K 21 75
80	100	105	86	44.0	*	KB 3770, KB 3775	2.936	6184700	K 21 80

K 21 (AF)
IMPACT SOCKET 1"
hexagon

25
1"

- Machine-operated, suitable for all standard electric and air tools
- Square drive as per DIN 3121 - H 25, ISO 1174
- GEDORE special steel, gun-metal finish



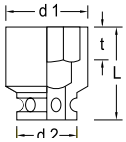

"AF	L	d_1	d_2	t	recommended accessories	kg	Code	No.
1	55	43	54	13.0	KB 2170, KB 2175	0.611	6186320	K 21 1AF
1.1/4	57	51	54	17.0	KB 2170, KB 2175	0.614	6186400	K 21 1.1/4AF
1.7/16	60	54	54	19.0	KB 2170, KB 2175	0.593	6186590	K 21 1.7/16AF
1.1/2	64	60	54	22.0	KB 2170, KB 2175	0.776	6186750	K 21 1.1/2AF

"AF	L	d_1	d_2	t	recommended accessories	kg	Code	No.
1.5/8	64	63	54	22.0	KB 2170, KB 2175	0.796	6186670	K 21 1.5/8AF
1.13/16	69	70	54	25.5	KB 2170, KB 2175	0.972	6186830	K 21 1.13/16AF
1.7/8	72	70	54	27.0	KB 2170, KB 2175	0.981	6186910	K 21 1.7/8AF
2.1/4	80	82	54	33.0	KB 2170, KB 2175	1.365	6187050	K 21 2.1/4AF

K 21 L
IMPACT SOCKET 1"
hexagon, long pattern

25
1"

- Machine-operated, suitable for all standard electric and air tools
- Square drive as per DIN 3121 - H 25, ISO 1174
- GEDORE special steel, gun-metal finish



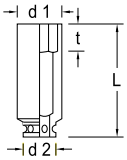

mm	L	d_1	d_2	t	recommended accessories	kg	Code	No.
22	100	40	54	11.0	KB 2170, KB 2175	1.103	6185350	K 21 L 22
24	100	42	54	13.0	KB 2170, KB 2175	1.234	6185430	K 21 L 24
27	100	46	54	13.0	KB 2170, KB 2175	1.227	6185510	K 21 L 27
30	100	50	54	16.5	KB 2170, KB 2175	1.141	6185780	K 21 L 30
32	100	51	54	17.0	KB 2170, KB 2175	1.101	6185860	K 21 L 32
33	100	54	54	17.0	KB 2170, KB 2175	1.104	6197950	K 21 L 33

mm	L	d_1	d_2	t	recommended accessories	kg	Code	No.
34	100	54	54	19.0	KB 2170, KB 2175	1.189	6197010	K 21 L 34
36	100	54	54	19.0	KB 2170, KB 2175	1.022	6185940	K 21 L 36
38	100	60	54	22.0	KB 2170, KB 2175	1.262	6186080	K 21 L 38
41	100	63	54	22.0	KB 2170, KB 2175	1.420	6186160	K 21 L 41
46	100	70	54	25.5	KB 2170, KB 2175	1.619	6186240	K 21 L 46

IN K 21
IMPACT SCREWDRIVER BIT SOCKET 1"
for in-hex screws

› Suitable for all standard electric and air tools
› Square drive as per DIN 3121 - H 25, ISO 1174
› GEDORE special steel, manganese-phosphated



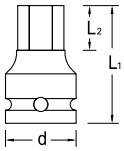

mm	L_1	L_2	d	recommended accessories	kg	Code	No.
19	75	21	54	KB 2170, KB 2175	0.650	1956558	IN K 21 19
22	75	24	54	KB 2170, KB 2175	0.675	1956566	IN K 21 22
24	75	26	54	KB 2170, KB 2175	0.700	1956574	IN K 21 24
27	75	28	54	KB 2170, KB 2175	0.730	1956582	IN K 21 27
30	75	29	54	KB 2170, KB 2175	0.770	1577514	IN K 21 30
32	75	30	54	KB 2170, KB 2175	0.900	1956590	IN K 21 32
36	75	30	54	KB 2170, KB 2175	0.860	1956604	IN K 21 36

KB 2137
CONVERTOR 1" TO 1.1/2"
for impact sockets

› Square drive as per DIN 3121, ISO 1174, Form F and H
› GEDORE special steel, manganese-phosphated





□"	□	■"	■	mm	kg	Code	No.
1	25	1.1/2	40	82	0.988	6657890	KB 2137

KB 2195
UNIVERSAL JOINT 1"
for impact sockets

› Square drive as per DIN 3121, ISO 1174, Form F and H
› GEDORE special steel, manganese-phosphated



■"	■	□"	□	mm	kg	Code	No.
1	25	1	25	140	1.425	6658350	KB 2195

KB 2132
REDUCER 1" TO 3/4"
for impact sockets

› Square drive as per DIN 3121, ISO 1174, Form F and H
› GEDORE special steel, manganese-phosphated





□"	□	■"	■	mm	kg	Code	No.
1	25	3/4	20	75	0.661	6657460	KB 2132

KB 2190
EXTENSION 1"
for impact sockets

› Square drive as per DIN 3121, ISO 1174, Form F and H
› GEDORE special steel, manganese-phosphated


KB 2190-8


KB 2190-12


KB 2190-16

■"	■	mm	kg	Code	No.
1	25	208	1.477	6657970	KB 2190-8
1	25	300	2.010	6658000	KB 2190-12
1	25	405	2.587	6658190	KB 2190-16

KB 2170 - KB 2175
SAFETY RING AND SAFETY PIN
for impact sockets 1"


KB 2170


KB 2175

Description	Ø	mm	kg	Code	No.
Safety ring d 45 mm	45		0.008	6657620	KB 2170
Safety pin d 5 mm	5	45	0.007	6657700	KB 2175

40 (1.1/2") square drive

K 37
IMPACT SOCKET 1.1/2"

hexagon

- Acc. to DIN 3129, ISO 2725-2
- Machine-operated, suitable for all standard electric and air tools
- Square drive as per DIN 3121 - H 40, ISO 1174
- GEDORE special steel, gun-metal finish
- Use KB 6470 and KB 6475 from 95 mm and up

* not standardised



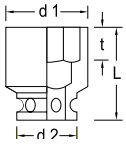

mm	L	d_1	d_2	t		recommended accessories	kg	Code	No.
46	84	76	86	25.5		KB 3770, KB 3775	2.3	6328130	K 37 46
50	87	81	86	27.0	*	KB 3770, KB 3775	2.3	6328210	K 37 50
55	90	86	86	30.0		KB 3770, KB 3775	2.5	6328480	K 37 55
60	92	93	86	33.0		KB 3770, KB 3775	2.7	6328560	K 37 60
65	95	97	86	35.0		KB 3770, KB 3775	3.2	6328640	K 37 65
70	100	105	86	38.0		KB 3770, KB 3775	3.5	6328720	K 37 70
75	103	110	86	41.0		KB 3770, KB 3775	3.7	6328800	K 37 75
80	110	116	86	44.0		KB 3770, KB 3775	4.2	6328990	K 37 80
85	118	125	86	47.0		KB 3770, KB 3775	4.8	6329020	K 37 85

mm	L	d_1	d_2	t		recommended accessories	kg	Code	No.
90	118	130	86	49.0		KB 3770, KB 3775	5.5	6329100	K 37 90
95	118	137	95	49.0	*	KB 6470, KB 6475	9.0	6329290	K 37 95
100	125	140	127	54.0	*	KB 6470, KB 6475	8.1	6329370	K 37 100
105	125	150	127	54.0	*	KB 6470, KB 6475	9.3	6329450	K 37 105
110	137	156	127	62.0	*	KB 6470, KB 6475	10.6	6329530	K 37 110
115	137	160	127	67.0	*	KB 6470, KB 6475	10.6	6329610	K 37 115
120	145	168	127	67.0	*	KB 6470, KB 6475	11.8	6329880	K 37 120

K 37 L
IMPACT SOCKET 1.1/2"

hexagon, long pattern

- Machine-operated, suitable for all standard electric and air tools
- Square drive as per DIN 3121 - H 40, ISO 1174
- GEDORE special steel, gun-metal finish
- Use KB 6470 and KB 6475 from 95 mm and up



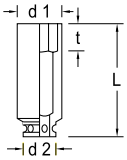

mm	L	d_1	d_2	t	recommended accessories	kg	Code	No.
41	140	70	86	22.0	KB 3770, KB 3775	4.4	6330110	K 37 L 41
46	140	75	86	25.5	KB 3770, KB 3775	4.3	6330380	K 37 L 46
50	140	80	86	27.0	KB 3770, KB 3775	4.4	6330460	K 37 L 50
55	140	86	86	30.0	KB 3770, KB 3775	4.0	6330540	K 37 L 55
60	140	92	86	33.0	KB 3770, KB 3775	4.1	6330620	K 37 L 60
65	140	100	86	35.0	KB 3770, KB 3775	4.6	6330700	K 37 L 65
70	140	105	86	38.0	KB 3770, KB 3775	4.8	6330890	K 37 L 70
75	140	109	86	41.0	KB 3770, KB 3775	5.4	6330970	K 37 L 75
80	140	115	86	44.0	KB 3770, KB 3775	5.7	6331000	K 37 L 80

mm	L	d_1	d_2	t	recommended accessories	kg	Code	No.
85	140	121	86	47.0	KB 3770, KB 3775	6.2	6331190	K 37 L 85
90	140	130	86	49.0	KB 3770, KB 3775	6.6	6331270	K 37 L 90
95	150	137	127	49.0	KB 6470, KB 6475	10.0	6331350	K 37 L 95
100	150	144	127	54.0	KB 6470, KB 6475	10.0	6331430	K 37 L 100
105	150	154	127	54.0	KB 6470, KB 6475	11.3	6331510	K 37 L 105
110	160	157	127	62.0	KB 6470, KB 6475	12.8	6331780	K 37 L 110
115	160	164	127	67.0	KB 6470, KB 6475	12.2	6331860	K 37 L 115
120	170	167	127	67.0	KB 6470, KB 6475	13.8	6331940	K 37 L 120

KB 3721
REDUCER 1.1/2" TO 1"

for impact sockets

- Square drive as per DIN 3121, ISO 1174, Form F and H
- GEDORE special steel, gun-metal finish





□"	□	■"	■	mm	kg	Code	No.
1.1/2	40	1	25	95	1.992	6676410	KB 3721

KB 3764
CONVERTOR 1.1/2" TO 2.1/2"
for impact sockets

› Square drive as per DIN 3121, ISO 1174, Form F and H
› GEDORE special steel, gun-metal finish





□"	□	■"	■	Ø	mm	kg	Code	No.
1.1/2	40	2.1/2	63	86	93	3.6	1531220	KB 3764

KB 3770 - KB 3775
SAFETY RING AND SAFETY PIN
for impact sockets 1.1/2"


KB 3770


KB 3775

Description	Ø	mm	kg	Code	No.
Safety ring d 75 mm	75		0.026	6676760	KB 3770
Safety pin d 6 mm	6	75	0.017	6676840	KB 3775

63 (2.1/2") square drive

K 64
IMPACT SOCKET 2.1/2"
hexagon

63
2½

› Acc. to DIN 3129, ISO 2725-2
› Machine-operated, suitable for all standard electric and air tools
› Square drive as per DIN 3121 - H 63, ISO 1174
› GEDORE special steel, gun-metal finish
* not standardised



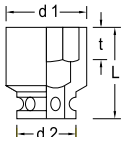

mm	L	d_1	d_2	t	recommended accessories	kg	Code	No.
75	125	115	127	41	KB 6470, KB 6475	7.4	6371300	K 64 75
80	125	115	127	44	KB 6470, KB 6475	7.0	6371490	K 64 80
85	130	127	127	47	KB 6470, KB 6475	7.3	6371570	K 64 85
90	132	135	127	49	KB 6470, KB 6475	8.0	6371650	K 64 90
95	132	140	127	49	KB 6470, KB 6475	8.1	6371730	K 64 95

mm	L	d_1	d_2	t		recommended accessories	kg	Code	No.
100	141	145	127	54		KB 6470, KB 6475	8.9	6371810	K 64 100
105	141	150	127	54		KB 6470, KB 6475	9.1	6372030	K 64 105
110	150	160	127	62		KB 6470, KB 6475	11.0	6372110	K 64 110
115	150	165	127	62		KB 6470, KB 6475	11.1	6372380	K 64 115
120	158	170	127	67	*	KB 6470, KB 6475	12.0	6372460	K 64 120

KB 6437
REDUCER 2.1/2" TO 1.1/2"
for impact sockets

› Square drive as per DIN 3121, ISO 1174, Form F and H
› GEDORE special steel, gun-metal finish





□"	□	■"	■	mm	kg	Code	No.
2.1/2	63	1.1/2	40	138	7.090	6699700	KB 6437

KB 6470 - KB 6475
SAFETY RING AND SAFETY PIN
for impact sockets 2.1/2"


KB 6470


KB 6475

Description	Ø	mm	kg	Code	No.
Safety ring d 114 mm	114		0.040	6699890	KB 6470
Safety pin d 8 mm	8	110	0.043	6699970	KB 6475

Impact driver

K 1900
HAND-OPERATED IMPACT DRIVER 1/2"

- Particularly suitable for loosening tight bolts or screws with the aid of a hammer
- Reversible for right and left hand operation
- Will fit any 1/2" impact socket or bit
- Manganese-phosphated



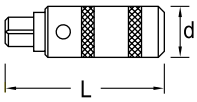

■"	■	L	d	kg	Code	No.
1/2	12.5	123	34	0.579	6654440	K 1900

K 1900-018
HAND-OPERATED IMPACT DRIVER SET 1/2"

12,5 | 1/2" | 8 | 5/16"

18 pieces

- Complete with the most frequently used bits, for use on screws and bolts with slotted, cross-head or hexagon heads
- Reversible for right and left hand operation
- In plastic case
- Dimensions: 200 x 120 x 38 mm
- TORX® = reg. trademark of Acument Intellectual Properties, LLC. USA



Contents	kg	Code	No.
880 5,5 6,5 8 12 **885 4 5 6 8 10** **890 2 3 4** **887 TX T27 T30 T40 T45** **KB 819** **K 1900**	1.249	6654600	K 1900-018

1500 ES-K 1900 ›101



Bit range

690
SCREWDRIVER BIT 1/4", VALUE PACK

for cross-head screws PH

- For hand operation and use in electric and air tools
- Acc. to DIN ISO 2351-2, tip as per DIN ISO 8764-1 PH
- Hexagon drive as per DIN 3126 - C 6.3 (1/4")
- GEDORE special vanadium steel, gun-metal finish
- 10-piece value packs





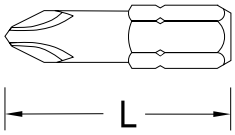

PH	L	Contents	kg	Code	No.
0	25	10x	0.050	1803514	690 0 S-010
1	25	10x	0.050	6541240	690 1 S-010
1	50	10x	0.120	1828150	690 1 L S-010
2	25	10x	0.060	6541320	690 2 S-010
2	50	10x	0.120	6541400	690 2 L S-010
3	25	10x	0.060	6541590	690 3 S-010
3	50	10x	0.120	6541670	690 3 L S-010
4	32	10x	0.100	6541750	690 4 S-010

690 PZD
SCREWDRIVER BIT 1/4", VALUE PACK

for cross-head screws Pozi PZ

- For hand operation and use in electric and air tools
- Acc. to DIN ISO 2351-2, tip as per DIN ISO 8764-1 PZ
- Hexagon drive as per DIN 3126 - C 6.3 (1/4")
- GEDORE special vanadium steel, gun-metal finish
- 10-piece value packs





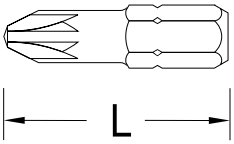

PZ	L	Contents	kg	Code	No.
1	25	10x	0.050	6552790	690 PZD 1 S-010
1	50	10x	0.120	1827022	690 PZD 1 L S-010
2	25	10x	0.060	6552870	690 PZD 2 S-010
2	50	10x	0.120	6552950	690 PZD 2 L S-010
3	25	10x	0.060	6553090	690 PZD 3 S-010
3	50	10x	0.120	6553170	690 PZD 3 L S-010
4	32	10x	0.150	6553680	690 PZD 4 S-010

685
SCREWDRIVER BIT 1/4", VALUE PACK

for in-hex screws

- For hand operation and use in electric and air tools
- Acc. to DIN ISO 2351-3
- Hexagon drive as per DIN 3126 - C 6.3 (1/4")
- GEDORE special vanadium steel, gun-metal finish
- 10- and 5-piece value packs





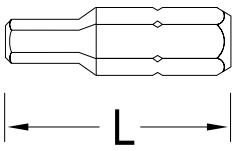

	ISO 4762	DIN 7984	L	Contents	kg	Code	No.
2	M2	M2	25	10x	0.050	1802399	685 2 S-010
2,5	M3	M4	25	10x	0.050	6538880	685 2,5 S-010
3	M4	M5	25	10x	0.050	6538960	685 3 S-010
4	M5	M6	25	10x	0.060	6539180	685 4 S-010
5	M6	M8	25	10x	0.060	6539260	685 5 S-010
6	M8	M10	25	10x	0.070	6539340	685 6 S-010
8	M10	M12	33	10x	0.090	6539420	685 8 S-010
10	M12	M14	33	5x	0.060	6539500	685 10 S-005

685 K
SCREWDRIVER BIT 1/4", VALUE PACK

for in-hex screws, with ball end

- For hand operation and use in electric and air tools
- Hexagon drive as per DIN 3126 - C 6.3 (1/4")
- GEDORE special vanadium steel, gun-metal finish
- 5-piece value packs





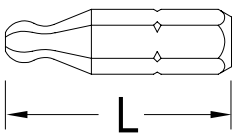

	ISO 4762	DIN 7984	L	Contents	kg	Code	No.
4	M5	M6	25	5x	0.030	2225700	685 K 4 S-005
5	M6	M8	25	5x	0.035	2225719	685 K 5 S-005
6	M8	M10	25	5x	0.040	2225727	685 K 6 S-005
8	M10	M12	33	5x	0.055	2225735	685 K 8 S-005
10	M12	M14	33	5x	0.070	2225743	685 K 10 S-005

687 TX
SCREWDRIVER BIT 1/4", VALUE PACK
for recessed TORX® head screws



- For hand operation and use in electric and air tools
- Hexagon drive as per DIN 3126 - C 6.3 (1/4“)
- GEDORE special vanadium steel, gun-metal finish
- 10-piece value packs
- TORX® = reg. trademark of Acument Intellectual Properties, LLC. USA



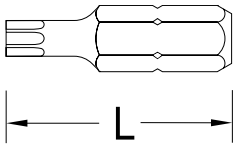

	M	mm	L	Contents	kg	Code	No.
T6	M2	1,70	25	10x	0.050	6541830	687 TX T6 S-010
T7	M2,5	1,99	25	10x	0.050	6541910	687 TX T7 S-010
T8	M2,5	2,31	25	10x	0.050	6542050	687 TX T8 S-010
T9	M3	2,50	25	10x	0.050	6542130	687 TX T9 S-010
T10	M3 - M3,5	2,74	25	10x	0.050	6542210	687 TX T10 S-010
T15	M3,5 - M4	3,27	25	10x	0.050	6542480	687 TX T15 S-010
T20	M4 - M5	3,86	25	10x	0.050	6542560	687 TX T20 S-010
T25	M4,5 - M5	4,43	25	10x	0.060	6542640	687 TX T25 S-010
T27	M4,5 - M6	4,99	25	10x	0.060	6542720	687 TX T27 S-010
T30	M6 - M7	5,52	25	10x	0.060	6542800	687 TX T30 S-010
T40	M7 - M8	6,65	25	10x	0.070	6542990	687 TX T40 S-010

688 TX
SCREWDRIVER BIT 1/4", VALUE PACK
for recessed TORX® head screws with pilot



- For hand operation and use in electric and air tools
- Hexagon drive as per DIN 3126 - C 6.3 (1/4“)
- GEDORE special vanadium steel, gun-metal finish
- 10-piece value packs
- TORX® = reg. trademark of Acument Intellectual Properties, LLC. USA



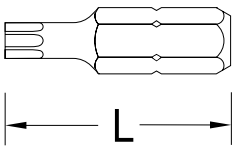

	M	mm	L	Contents	kg	Code	No.
T10	M3 - M3,5	2,74	25	10x	0.050	6535510	688 TX T10 S-010
T15	M3,5 - M4	3,27	25	10x	0.050	6535780	688 TX T15 S-010
T20	M4 - M5	3,86	25	10x	0.050	6535860	688 TX T20 S-010
T25	M4,5 - M5	4,43	25	10x	0.060	6535940	688 TX T25 S-010
T27	M4,5 - M6	4,99	25	10x	0.060	6536080	688 TX T27 S-010
T30	M6 - M7	5,52	25	10x	0.060	6536160	688 TX T30 S-010
T40	M7 - M8	6,65	25	10x	0.060	6536240	688 TX T40 S-010

680
SCREWDRIVER BIT 1/4", VALUE PACK
for slotted head screws

- For hand operation and use in electric and air tools
- Acc. to DIN ISO 2351-1
- Hexagon drive as per DIN 3126 - C 6.3 (1/4")
- GEDORE special vanadium steel, gun-metal finish
- 10- and 5-piece value packs





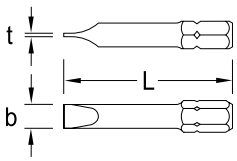

	t	L	Contents	kg	Code	No.
4.0	0.5	25	10x	0.050	6537640	680 4 S-010
4.5	0.6	25	10x	0.050	6537720	680 4,5 S-010
5.5	0.8	25	10x	0.060	6537800	680 5,5 S-010
6.5	1.2	25	10x	0.060	6537990	680 6,5 S-010
7.0	1.2	25	10x	0.060	6538020	680 7 S-010
8.0	1.6	25	10x	0.070	6538100	680 8 S-010
10.0	1.6	39	5x	0.080	6538290	680 10 S-005

686
SCREWDRIVER BIT 1/4", VALUE PACK
for multi-spline screws RIBE®

- For hand operation and use in electric and air tools
- Hexagon drive as per DIN 3126 - C 6.3 (1/4“)
- GEDORE special vanadium steel, gun-metal finish
- 10-piece value packs
- RIBE® = reg. trademark of Richard Bergner GmbH & Co. KG, Schwabach, Germany





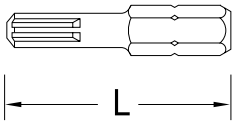

	L	Contents	kg	Code	No.
M4	33	10x	0.060	6540510	686 4 S-010
M5	33	10x	0.070	6540780	686 5 S-010
M6	33	10x	0.080	6540860	686 6 S-010
M8	33	10x	0.110	6540940	686 8 S-010

685 X
SCREWDRIVER BIT 1/4", VALUE PACK

6.3
1/4"

for multi-point screws XZN

- For hand operation and use in electric and air tools
- Acc. to DIN ISO 65254
- Hexagon drive as per DIN 3126 - C 6.3 (1/4"), tip as per DIN 2325
- GEDORE special vanadium steel, gun-metal finish
- 10-piece value packs





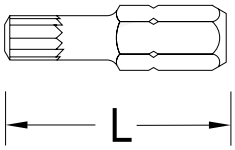

	L	Contents	kg	Code	No.
M5	25	10x	0.060	6540000	685 X 5 S-010
M6	25	10x	0.060	6540190	685 X 6 S-010
M8	25	10x	0.080	6540270	685 X 8 S-010

689 TS
SCREWDRIVER BIT 1/4"

6.3
1/4"

TORQ-SET®

- For hand operation and use in electric and air tools
- Acc. to DIN ISO 3126, ISO 1173
- Hexagon drive as per DIN 3126 - C 6.3 (1/4")
- GEDORE special vanadium steel, gun-metal finish
- TORQ-SET® is a registered trademark of Phillips Screw Company, USA



Size	kg	Code	No.
2	0.006	1965506	689 TS 2
4	0.006	1965514	689 TS 4
6	0.006	1965522	689 TS 6
8	0.006	1965530	689 TS 8
10	0.006	1965549	689 TS 10

20 XLU-3 T

›164



Bit sets 6.3 mm (1/4")

620-024
BIT SET 1/4"

6.3
1/4"

24 pieces

- In plastic case
- Dimensions: 110 x 65 x 31 mm
- TORX® = reg. trademark of Acument Intellectual Properties, LLC. USA



Bits	Accessories	kg	Code	No.
680 4 6,5	**620**	0.185	1815695	620-024
685 3 4 5 6				
685 X 5 6 8				
690 1 2				
690 PZD 1 2 3				
687 TX T8 T9 T10 T15 T20 T25 T27 T30 T40				

Accessories for bits 6.3 mm (1/4")

671
BIT REVERSIBLE RATCHET 1/4"

- With knurled head for quick starting or counter-holding of screws
- Hex recess drive as per DIN 3126 - D 6.3 (1/4")
- Slim line design for working in confined spaces
- Return angle 15 degrees
- Non-slip 2-component handle with hanging hole



⬡ "	⬡	∠ °	⟷ mm	mm	kg	Code	No.
1/4	6.3	15	127	18.3	0.108	6535350	671

670
BIT SCREWDRIVER 1/4"

- Hex recess drive as per DIN 3126 - D 6.3 (1/4"), for bits
- Magnetic screw retainer
- GEDORE vanadium steel



⬡ "	⬡	L_1	L_2	kg	Code	No.
1/4	6.3	210	100	0.140	6536590	670

670 K
BIT SCREWDRIVER 1/4"
short pattern

- Hex recess drive as per DIN 3126 - D 6.3 (1/4"), for bits
- Magnetic screw retainer
- GEDORE vanadium steel



⬡ "	⬡	⟷ mm	kg	Code	No.
1/4	6.3	80	0.100	1953796	670 K

169
MAGAZINE HANDLE SCREWDRIVER

- For highest demands
- With 1/4" recessed hexagon drive
- Magnetic magazine handle with room for 7 bits
- Cap with click-locking



⬡ "	⬡	Contents	mm	mm	kg	Code	No.
1/4	6.3	⊖ **680** 4 5,5 6,5 ⊕ **690** 1 2 ⊕ **690 PZD** 1 2	115	220	0.206	6432700	169

674
BIT SCREWDRIVER
with reversible mechanism

- Hexagon drive as per DIN 3126 - D 6.3 (1/4"), with powerful magnetic screw retainer
- Smooth gear mechanism with knurled head for quick starting or counter-holding of screws
- The blue handle makes it possible to tighten even hard-to-turn wood screws
- The ratchet is reversible and fully lockable



⬡ "	⬡	mm	mm	kg	Code	No.
1/4	6.3	55	215	0.259	6530710	674

676
DRIVING HANDLE

- Non-slip 2-component handle
- Recessed hexagon drive 1/4"
- Versatile use



⬡ "	⬡	kg	Code	No.
1/4	6.3	0.042	1649337	676

1500 CTD-20 BIT ›108



700
BIT HOLDER
magnetic

- Quick-grip system for hex bits as per DIN 3126 - C 6.3 + E 6.3 (1/4")



⬢ "	⬢	⬡ "	⬡	Ø	mm	kg	Code	No.
1/4	6.3	1/4	6.3	14	60.5	0.026	6530550	700

699
BIT HOLDER
for power tools

- Acc. to DIN 7427 Form D
- Hexagon drive as per DIN 3126 - E 6.3 (1/4") and hex recess drive as per DIN 3126 - D 6.3 (1/4")
- With magnetic holder
- Chrome-plated



⬢ "	⬢	⬡ "	⬡	mm	mm	kg	Code	No.
1/4	6.3	1/4	6.3	30	60	0.023	6538610	699

673
ADAPTOR

- Acc. to DIN 7428, ISO 3317
- Hexagon drive as per DIN 3126 - E 6.3 (1/4")
- Square drive as per DIN 3121 for power-driven sockets
- Also suitable for battery screwdrivers without impact effect



673 6,3



673 10

■ "	■	⬢ "	⬢	mm	kg	Code	No.
1/4	6.3	1/4	6.3	50	0.016	6536320	673 6,3
3/8	10.0	1/4	6.3	50	0.026	1834878	673 10

620 - 630
BIT ADAPTOR 1/4"

- Hex recess drive as per DIN 3126 - D 6.3 (1/4") and square drive as per DIN 3120 - C 6.3 (1/4") / C 10 (3/8")



620



630

⬡ "	⬡	□ "	□	mm	kg	Code	No.
1/4	6.3	1/4	6.3	25	0.020	1649329	620
1/4	6.3	3/8	10.0	25	0.025	1973312	630

699 L
BIT HOLDER LONG
long

- Hexagon drive as per DIN 3126 - C 6.3 (1/4") and hex recess drive as per DIN 3126 - D 6.3 (1/4")
- Hand operation
- For use with driving handle, No. 676, or torque handle, No. 2140
- With magnetic screw retainer



⬢ "	⬢	⬡ "	⬡	mm	mm	kg	Code	No.
1/4	6.3	1/4	6.3	32	130	0.039	1802437	699 L

673 L
SOCKET HOLDER
long

- 1/4" hexagon drive and square drive as per DIN 3120 - A 6.3 (1/4")
- Hand operation
- For use with driving handle no. 676, or torque handle no. 2140



■ "	■	⬢ "	⬢	mm	kg	Code	No.
1/4	6.3	1/4	6.3	130	0.050	1811061	673 L

673 K
SOCKET HOLDER
short pattern

- Hexagon drive as per DIN 3126 - E 6.3 (1/4")
- Square drive as per DIN 3120 - A 6,3 (1/4")



■ "	■	⬢ "	⬢	mm	kg	Code	No.
1/4	6.3	1/4	6.3	17	0.020	2000245	673 K

KB 619 - KB 630
ADAPTOR PIECES
for screwdriver bits 1/4"

- Acc. to DIN 7427 Form A
- Hex recess drive as per DIN 3126 - D 6.3 (1/4") and square drive Form G as per DIN 3121
- For hand-operated or power tools
- For use in power tools, we recommend the use of a locking ring and pin
- Manganese-phosphated

* Length not standardised



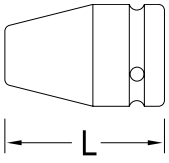

⬡ "	⬡	□ "	□	*	L	kg	Code	No.
1/4	6.3	1/2	12.5		35	0.072	6524150	KB 619
1/4	6.3	1/4	6.3		25	0.017	6524230	KB 620
1/4	6.3	3/8	10.0	*	30	0.040	6530040	KB 630

8 mm (5/16") hexagon drive

890
SCREWDRIVER BIT 5/16"
for cross-head screws PH

- For hand operation and use in electric and air tools
- For extra heavy use
- Acc. to DIN ISO 2351-2, tip as per DIN ISO 8764-1 PH
- Hexagon drive as per DIN 3126 - C 8 (5/16")
- GEDORE special vanadium steel, gun-metal finish
- Size 4: the length is not standardised



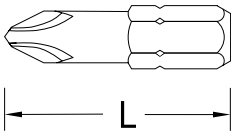

PH	L	kg	Code	No.
1	32	0.010	6571580	890 1
2	32	0.010	6571660	890 2
3	32	0.010	6571740	890 3
4	32	0.012	6571820	890 4
4	38	0.015	6571900	890 4 L

890 PZD
SCREWDRIVER BIT 5/16"
for cross-head screws Pozi PZ

- For hand operation and use in electric and air tools
- For extra heavy use
- Acc. to DIN ISO 2351-2, tip as per DIN ISO 8764-1 PZ
- Hexagon drive as per DIN 3126 - C 8 (5/16")
- GEDORE special vanadium steel, gun-metal finish
- Size 4: the length is not standardised



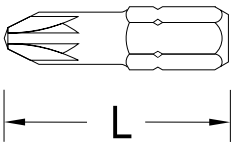

PZ	L	kg	Code	No.
1	32	0.009	6553250	890 PZD 1
2	32	0.010	6553330	890 PZD 2
3	32	0.011	6553410	890 PZD 3
4	32	0.013	6553760	890 PZD 4

887 TX
SCREWDRIVER BIT 5/16"
for recessed TORX® head screws

- For hand operation and use in electric and air tools
- For extra heavy use
- Hexagon drive as per DIN 3126 - C 8 (5/16")
- GEDORE special vanadium steel, gun-metal finish
- TORX® = reg. trademark of Acument Intellectual Properties, LLC. USA



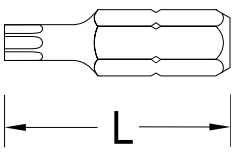

	M	mm	L	kg	Code	No.
T27	M4,5 - M6	4,99	35	0.011	6571070	887 TX T27
T30	M6 - M7	5,52	35	0.012	6571150	887 TX T30
T40	M7 - M8	6,65	35	0.013	6571230	887 TX T40
T45	M8 - M10	7,82	35	0.014	6571310	887 TX T45
T50	M10	8,83	35	0.015	6575140	887 TX T50
T55	M12	11,22	35	0.021	2111225	887 TX T55

885
SCREWDRIVER BIT 5/16"
for in-hex screws

- For hand operation and use in electric and air tools
- For extra heavy use
- Acc. to DIN ISO 2351-3
- Hexagon drive as per DIN 3126 - C 8 (5/16")
- GEDORE special vanadium steel, gun-metal finish



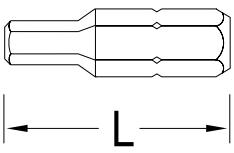

	ISO 4762	DIN 7984	L	kg	Code	No.
3	M4	M5	30	0.009	6568010	885 3
4	M5	M6	30	0.010	6568280	885 4
5	M6	M8	30	0.011	6568360	885 5
6	M8	M10	30	0.011	6568440	885 6
8	M10	M12	30	0.013	6568520	885 8
10	M12	M14	30	0.017	6568600	885 10

880
SCREWDRIVER BIT 5/16"

for slotted head screws

- For hand operation and use in electric and air tools
- For extra heavy use
- Acc. to DIN ISO 2351-1
- Hexagon drive as per DIN 3126 - C 8 (5/16")
- GEDORE special vanadium steel, gun-metal finish



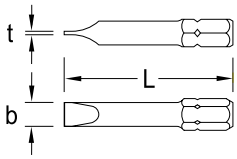

⊖	t	L	kg	Code	No.
5.5	0.8	41	0.012	6566740	880 5,5
6.5	1.2	41	0.013	6566820	880 6,5
7.0	1.2	41	0.014	6566900	880 7
8.0	1.6	41	0.015	6567040	880 8
9.0	1.6	41	0.016	6567120	880 9
10.0	1.6	41	0.019	6567200	880 10
12.0	2.0	41	0.024	6567390	880 12
14.0	2.5	41	0.029	6567470	880 14

885 X
SCREWDRIVER BIT 5/16"

for multi-point screws XZN

- For hand operation and use in electric and air tools
- For extra heavy use
- Hexagon drive as per DIN 3126 - C 8 (5/16"), tip as per DIN 2325
- GEDORE special vanadium steel, gun-metal finish



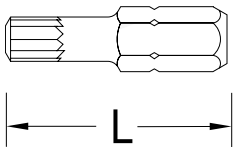

✺	L	kg	Code	No.
M5	28	0.009	6569170	885 X 5
M6	28	0.009	6569250	885 X 6
M8	28	0.011	6569330	885 X 8
M10	38	0.020	6569410	885 X 10
M12	38	0.025	6569680	885 X 12
M14	38	0.030	6569760	885 X 14

871
BIT REVERSIBLE RATCHET 5/16"

- With knurled head for quick starting or counter-holding of screws
- Hex recess drive as per DIN 3126 - D 8 (5/16")
- Slim line design for working in confined spaces
- Return angle 15 degrees
- Non-slip 2-component handle with hanging hole



⬡"	⬡	∠°	⊢mm⊣	mm	kg	Code	No.
5/16	8	15	127	20.2	0.100	6535430	871

KB 819 - KB 830
ADAPTOR PIECES

for screwdriver bits 5/16"

- Acc. to DIN 7427 Form A
- Hex recess drive as per DIN 3126 - D 8 (5/16")
  and square drive Form G DIN 3121
- For hand-operated or power tools
- For use in power tools, we recommend
  the use of a locking ring and pin
- Manganese-phosphated

* Length not standardised



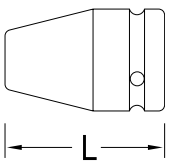

⬡"	⬡	□"	□	*	L	kg	Code	No.
5/16	8	1/2	12.5		35	0.075	6563480	KB 819
5/16	8	1/4	6.3	*	25	0.018	6563560	KB 820
5/16	8	3/8	10.0		30	0.040	6563800	KB 830


GEDORE
DREMASTER-K
GEDOREF

TORQUE TOOLS

DREMOMETER AM-F, A+S
› 268



ACCESSORIES
DREMOMETER
› 281



DREMOMETER MINI / T-FS
› 282



DREMOMETER Z / SE, A+S
› 283



DREMASTER® K / UK / Z / SE
› 288



TORCOFIX K / Z / SE / FS
› 294



TORQUE SCREWDRIVERS
› 299



OTHER MECHANICAL TORQUE WRENCHES
› 304



ELECTRONIC TORQUE WRENCHES
TORCOTRONIC
› 312



TORQUE CALIBRATION ANALYSER DREMOTEST E
› 314



ELECTRONIC TORSION TEST DEVICE E-TP
› 315



ACCESSORIES
END FITTINGS
› 317



TORQUE MULTIPLIERS
DREMOPLUS ALU
› 329



DETAILED INFORMATION ON CALIBRATION AND REPAIR
› 636

TORQUE COMPETENCE FROM 0.02 TO 54,000 N·M

Maximum production depth from a single source

- Use of the very best steel grades, state-of-the-art machinery and environmentally-friendly production processes
- Our tool experts guarantee precision-like processing and permanent development
- Precise adherence to stringent testing and measuring specifications are proof of maximum product quality.
- Large selection of mechanical and electronic torque wrenches, test equipment, torque multipliers and accessories
- Available individually or in practical sets
- Tailored service packages through to development of special customised tools

Maximum control during production guarantees a constantly high level.

- All parts incorporated in the production process - from steel to the smallest spring - are controlled while all manufacturing and work steps are subject to stringent quality controls.
- After assembly, adjustment and calibration, torque tools are tested for accuracy in the end control stage and given a serial number (unique product identification) and factory test certificate in accordance with the applicable DIN EN ISO standard.
- Within the framework of regular continuous tests, processing quality, repeat accuracy and durability are tested. The results of these tests are integrated directly in optimising the production process.

Controlled screw tightening - reliable and safe for more than 50 years

- Top-grade industrial quality for the hardest of continuous uses
- Torque tools are measuring equipment. Over the long term, accuracy can only be assured in the form of regular tests (recalibration; at least once a year / at the latest after 5000 load cycles).



Top-level authorised calibration and competent control

- Own accredited DAkkS calibration laboratory for torques with (licence for testing in acc. with DAkkS guidelines DKD 3-7/3-8/DIN EN ISO 6789:2003) the registration number: D-K-15200-01-00
- National co-operation partner to the German Calibration Service (DAkkS) since accreditation (DIN EN ISO/IEC 17025) and authorisation by PTB in 2000
- Official examination of all test and measuring equipment once a year in the DAkkS laboratory by the Physikalisch-Technische Bundesanstalt in Braunschweig (PTB)
- Internal precision testing of all test and measuring equipment at least once every 3 months

Our all-round service - qualified and customised

We offer you a wide range of services, which can be matched quite individually to your requirements. Your problems are our challenges. We can offer you qualified tailormade support in the following areas:

- In-house calibration according to DIN EN ISO 6789:2003
- DAkkS calibration in our own accredited DAkkS calibration laboratory
- Repair service for our own brands
- Demonstration/hire tools at favourable prices
- Competent advice via our service telephone
- Problem solving with the aid of our technical field service
- Product training (internal and external)
- Product presentations (internal and external)
- Involvement in your in-house fairs
- Special solutions in the engineering field/GEDORE SOLUTIONS

CERTIFIED PRECISION

Traceable safety

- DAkkS calibration in our own accredited, independent DAkkS calibration laboratory
- In-house calibration according to DIN EN ISO 6789:2003





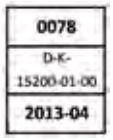

INFO › 636

More information on the topics calibration types, certificates and repair service

DAkkS-CALIBRATION

Scope of services offered by DAkkS Laboratory (1)

Type	Measuring range	Measuring process	Minimum measurement inaccuracy indicated
Electr. torque wrench	0,2 N·m – 3.000 N·m	DAkkS – DKD – R 3 – 7:2003	0,2 %
Calibration equipment torque wrench (test devices)	0,2 N·m – 3.000 N·m	DAkkS – DKD – R 3 – 8:2003	0,2 %
Hand-operated torque wrench	0,2 N·m – 1.000 N·m	DIN EN ISO 6789:2003	1 %

Factory calibration (2)

Type	Measuring range	Measuring process	Minimum measurement inaccuracy indicated
Electr. torque wrench	0,2 N·m – 3.000 N·m	DIN EN ISO 6789:2003	1 %
Calibration equipment torque wrench (test devices)	0,2 N·m – 3.000 N·m	based on DAkkS-DKD 3-8:2003	0,5 %
Hand-operated torque wrench	0,2 N·m – 1.000 N·m	DIN EN ISO 6789:2003	1 %
Electr. torque/rotary angle wrench	5 N·m – 300 N·m	VDI 2647	0,3°
		based on VDI 2648	0,5°
		Homologation acc. OEM	0,3°

OVERVIEW OF GEDORE TORQUE TOOLS

Page	Series/Type	Precision +/-	Drive	Ratchet	Scale	Operation length independent	Release types
	0,4 – 3.000 N·m Mechanische Drehmomentschlüssel						
282	Dremometer Mini 	3 %	1/4"	○	●	●	①
268	Dremometer AM - F 	3 %	1/4" ▶ 1 1/2"	○	●	●	①
283	Dremometer Z 	3 %	16 22 28	○	●	○	①
284	Dremometer SE 	3 %	9x12 14x18	○	●	○	①
282	Dremometer FS 	6 %	1/4"	○	○	●	①
290	Dremometer DMK 	3 %	1/2" ▶ 3/4"	○	●	○	①
291	Dremometer DMUK 	3 %	1/2"	●	●	○	①
292	Dremometer DMZ 	3 %	16 22	○	●	○	①
293	Dremometer DMSE 	3 %	9x12 14x18	○	●	○	①
295	Torcofix K 	3 %	1/4" ▶ 3/4"	○	●	○	①
296	Torcofix Z 	3 %	16 22	○	●	○	①
297	Torofix SE	3 %	9x12 14x18	○	●	○	①
298	Torcofix FS	3 %	9x12 14x18	○	○	○	①
305	TSN Slipper 	4 %	1/4" ▶ 1/4"	●	○	●	③
308	TBN Knicker	4 %, 6%	16 9x12	○	○	○	②
306	TSP Slipper 	6 %	1/4" ▶ 1/2"	●	○	●	③
306	TSC Slipper 	6 %	1/4"	●	●	●	③
310	Typ 83 	4 %	1/4" ▶ 1"	●	○	●	
309	Typ 88 	4 %	3/4" 22	●	●	○	②
	0,04 – 13,6 N·m Torque screwdriver						
301	Typ 755 FS 	6 %	1/4"	●	●	○	③
302	Typ 756 S 	6 %	1/4"	○	●	○	③
303	Typ 757 S 	6 %	1/4"	○	●	○	③
303	Typ 758 SP 	6 %	1/4"	○	●	○	
	2 – 1.000 N·m Electr. torque wrench						
312	E-Torc II 	1 %	1/4"	●	●	○	
313	Torcotronic III	1 %	1/2"	○	●	○	
	0,2 – 3.150 N·m Torque testers						
314	Dremotest E 	1 %	1/4" ▶ 1 1/2"	○	○	○	
315	E-TP 	1 %	1/4" ▶ 1 1/2"	○	○	○	

Range N·m

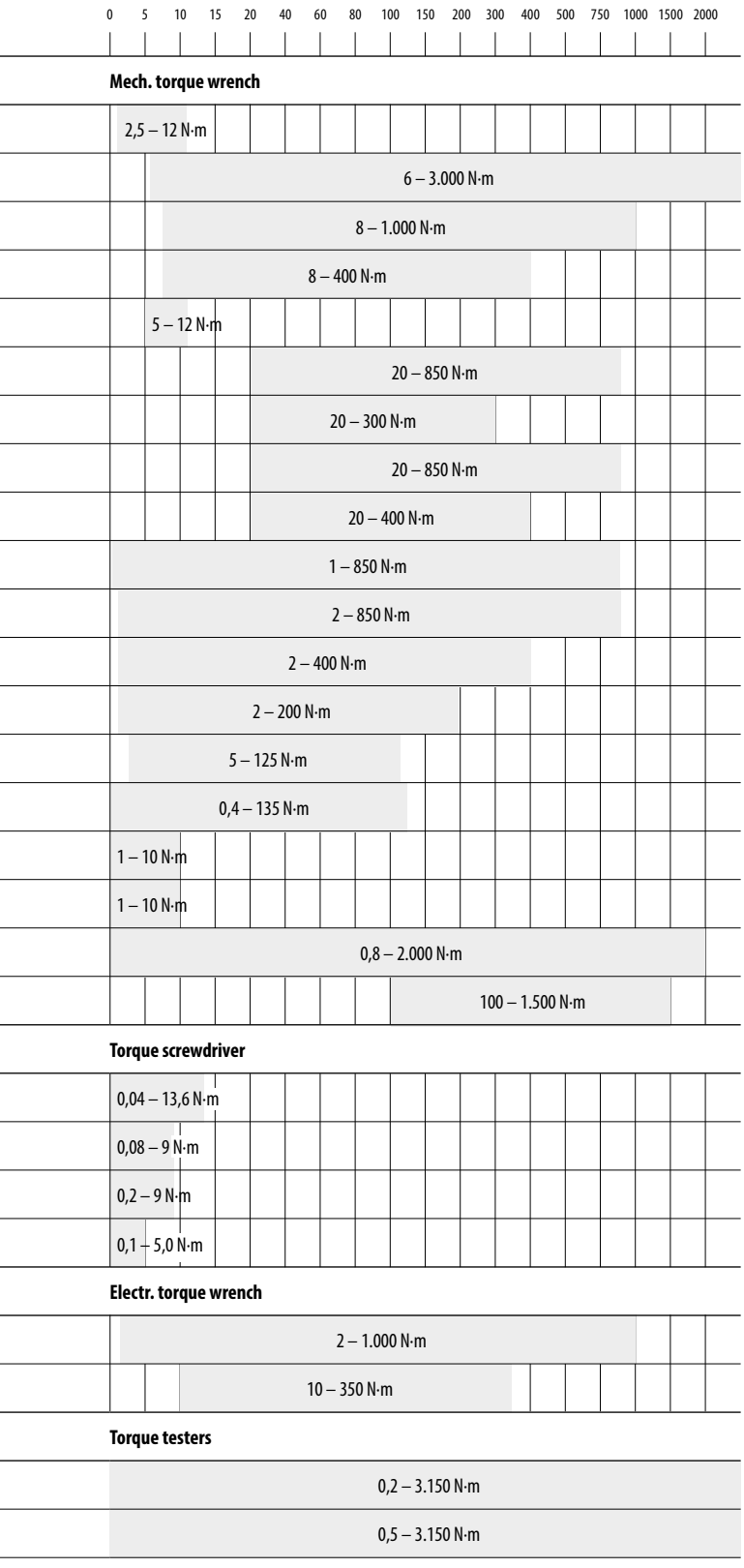

Different Torque Tool Mechanisms

① Click Tools

Overtightening Possible

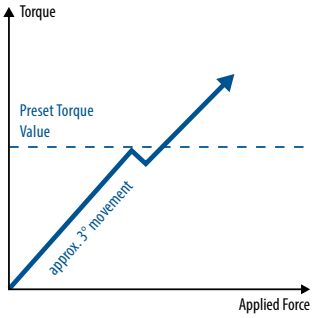



Overtightening **Possible**

When the preset torque value is reached the operator will hear a click, feel an impulse and there will be approximately 3° of tool movement. Resetting takes place when the hand pressure is released. Work can then immediately continue. These tools are generally length dependent (exception DREMOMETER models AM - F), the position of the hand on the tool alters the torque produced. Continued application of force after the 3° of movement will cause the torque applied to increase above the required preset limit.

② Breaking Tools

Overtightening Unlikely

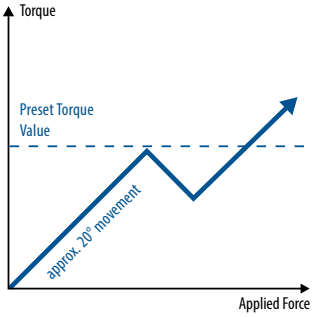



Overtightening **Unlikely**

When the preset torque value is reached, these tools break at a specific point along the tool's length - usually at a pivot point near the tool's head. In most cases the movement is approximately 20°. The tool is automatically reset by allowing the handle to return to its in line position. These tools are length dependent, the position of the hand on the tool alters the torque produced. Continued application of force after 20° of tool movement will increase the torque applied above the preset limit but with the greater angle of tool movement this is less likely.

③ Slipping Tools

Overtightening Impossible

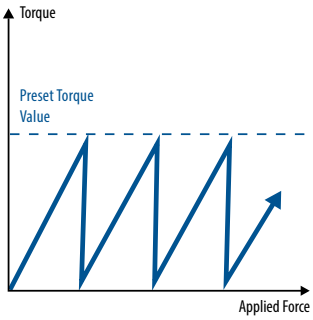



Overtightening **Impossible**

When the preset torque value is reached, a mechanism in the tool causes the application of torque to cease and the tool slips free for a short time until resetting occurs. Even if the application of force is repeated, the preset torque value will not be exceeded, therefore making it impossible to overtighten a fastener. These tools are not length dependent.

DREMOMETER
PERMANENT PRECISION

Torque wrench made of high-strength aluminium alloy

Drive in accordance with application
DREMOMETERS are available for a large variety of applications in controlled screw tightening. The single square drive for controlled clockwise tightening or the double square drive (L) for controlled bi-directional tightening. Special utilisation areas for DREMOMETER with spigot end (Z) and rectangular cavity (SE) particularly for hard-to-access locations and where space is tight. Almost all DREMOMETER models have separate ratchet heads, and there are good reasons for that: It is possible to work with or without the ratchet head function as desired.

Robust and unsusceptible
The full-metal construction of the DREMOMETER makes it particularly unsusceptible to grime and rough handling on construction sites, in workshops and in industry.





Model
Classified to DIN EN ISO 6789:2003 Type II Class A, with a factory certificate allowing for operations to be traced back. Calibrated to a permitted +/- 3 % deviation and better. The specifications of the standard (+/- 4 %) are exceeded.

Automatic resetting
The DREMOMETER gives operator an audible signal and tactile impulse and is back in operation in an instant.



¼ - ½ 6-3000 N·m



L ¼ - 1" 6-2000 N·m



Z 16 22 28 8-1000 N·m



SE 9x12 14x18 8-400 N·m

Working principle

The quality lever chain produced in the company's own drop forge reduces the strain on the mechanics to a minimum. The proportioning of the individual levers, which are optimally attuned to each other, gives the DREMOMETER its unique precision and its long tool life.

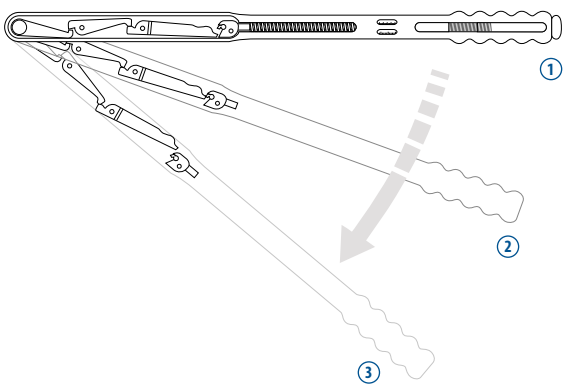

① Position of the lever chain without impact of force (in starting position).

② Position of the lever chain with impact of force before the set torque is achieved. The force is transferred from the primary lever to the intermediary and final lever until the final lever slips past the so-called release lever through the sliding back of the angle-lever body.

③ Position of the lever chain when the force impacts after the torque setting is achieved. Immediate position after the clear tactile impulse and audible signal "click". On relief, the lever chain moves back into the starting position (1).

Maximum precision
Extended tool life and long life-cycle even if used intensely.

Lightweight and pleasant
The aluminium housing and the ergonomically designed handgrip enable simple and safe operation over wide tightening ranges.



› Serial number on the wrench and on the certificate for unambiguous product identification, traceable via in-house DAkkS laboratory to national standards

Scale
Clear dual scale N·m and lbf·in/lbf·ft on every DREMOMETER (apart from models E / EL / EK / EKL / F).

DREMOMETER
Operable without inaccuracies

Regardless of where you apply the force, at the center of the handgrip or another part of the DREMOMETER, with both hands or using an extension tube, your torque setting will always be attained, without shifts in value. Due to its unique single-axis location of the centre of rotation and the output square drive, the DREMOMETER is a tool that can be operated free from errors. In contrast to conventional torque wrenches, this single lever enables tightening without shifts in the measured value and without interference caused by activation outside of the handgrip.

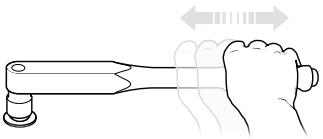

However, value shifts are possible when activating the DREMOMETER with special wrenches or when using wrenches with different depth gauges.

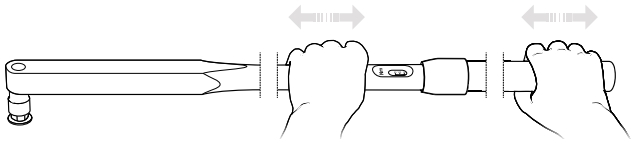

Features

Setting of the torque value to N·m or alternatively to lbf·in / lbf·ft by the non-losable hexagon key in the handgrip. The smooth-running mechanism enables the setting to be made quickly without significant force needing to be applied.

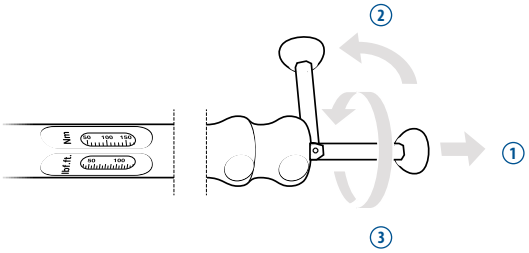



All DREMOMETERS are also available with locking and safely device (A+S).

DREMOMETER
THE ORIGINAL

Lightweight and sturdy, very workshop-friendly
Maximum precision even when subjected to extreme continuous use.

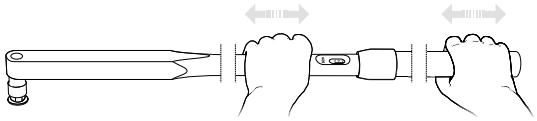

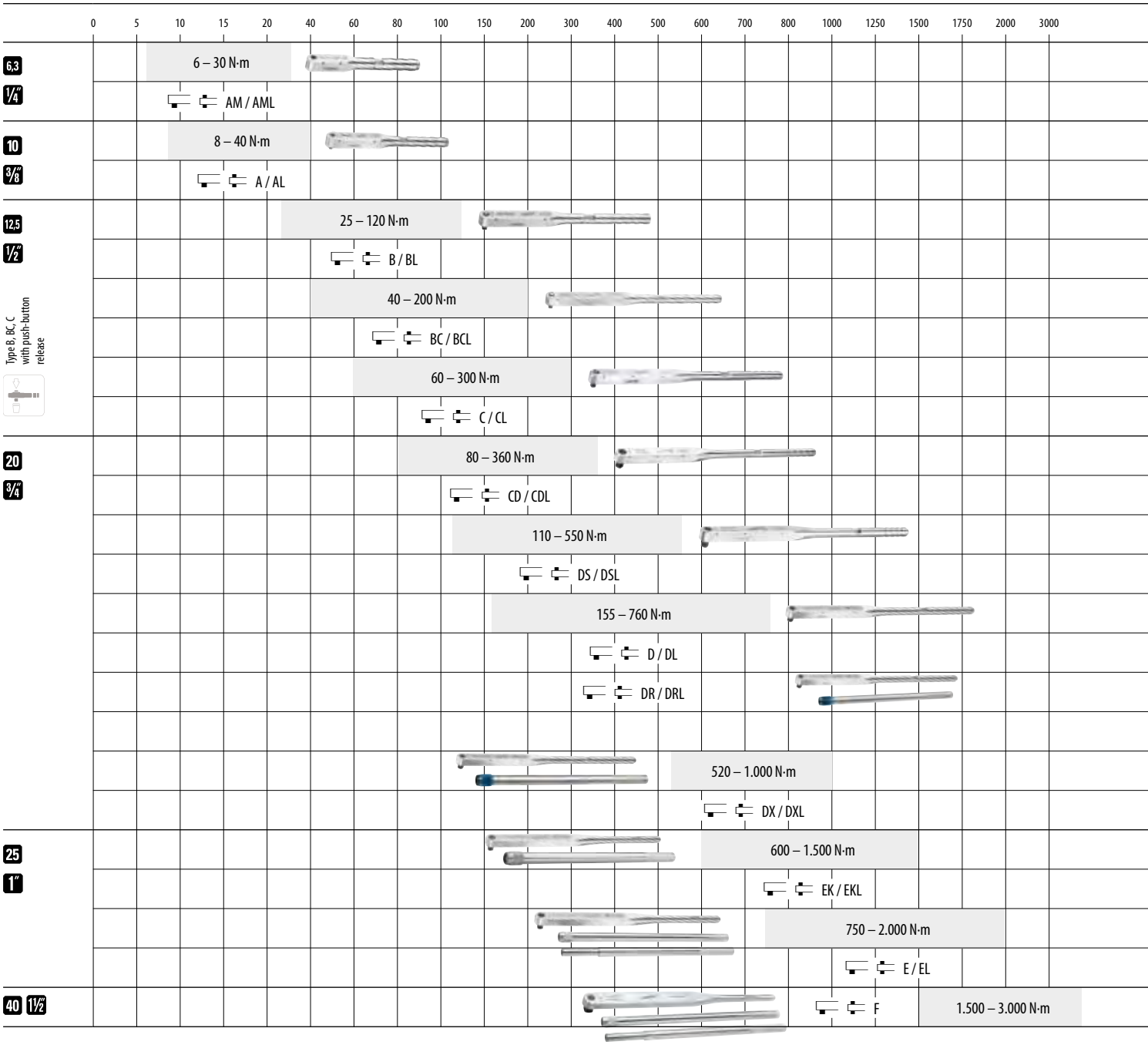

Type	N·m	lbf·in	lbf·ft	Scale	Tube	Code	No.
AM	6 – 30	50 – 270	–	1 N·m / 10 lbf·in	–	7775440	8554-01
AML	6 – 30	50 – 270	–	1 N·m / 10 lbf·in	–	7775870	8559-01
A	8 – 40	70 – 350	–	5 N·m / 50 lbf·in	–	7682000	8560-01
AL	8 – 40	70 – 350	–	5 N·m / 50 lbf·in	–	7682190	8565-01
B	25 – 120	–	18 – 90	5 N·m / 5 lbf·in	–	7683320	8561-01
BL	25 – 120	–	18 – 90	5 N·m / 5 lbf·in	–	7683400	8566-01
BC	40 – 200	–	30 – 150	5 N·m / 5 lbf·in	–	7685530	8573-01
BCL	40 – 200	–	30 – 150	5 N·m / 5 lbf·in	–	7683670	8578-00
C	60 – 300	–	45– 220	5 N·m / 5 lbf·in	–	7685450	8562-10
CL	60 – 300	–	45– 220	5 N·m / 5 lbf·in	–	7685960	8567-10
CD	80 – 360	–	60 – 260	5 N·m / 5 lbf·in	–	7688470	8570-10
CDL	80 – 360	–	60 – 260	5 N·m / 5 lbf·in	–	7688710	8575-10
DS	110 – 550	–	80 – 400	10 N·m / 10 lbf·in	–	1427156	8574-10
DSL	110 – 550	–	80 – 400	10 N·m / 10 lbf·in	–	1427121	8579-10
D	155 – 760	–	115 – 560	10 N·m / 10 lbf·in	–	7691500	8563-10
DL	155 – 760	–	115 – 560	10 N·m / 10 lbf·in	–	7691850	8568-10
DR	155 – 760	–	115 – 560	10 N·m / 10 lbf·in	8571-80	7670180	8563-01
DRL	155 – 760	–	115 – 560	10 N·m / 10 lbf·in	8571-80	7670500	8568-01
DX	520 – 1.000	–	380 – 730	10 N·m / 10 lbf·in	8571-80	7694010	8571-01
DXL	520 – 1.000	–	380 – 730	10 N·m / 10 lbf·in	8571-80	7694360	8576-01
EK	600 – 1.500	–	–	25 N·m	8564-92	2311267	8581-01
EKL	600 – 1.500	–	–	25 N·m	8564-92	2311291	8586-01
E	750 – 2.000	–	–	50 N·m	8564-92 / 8572-74	7695250	8564-01
EL	750 – 2.000	–	–	50 N·m	8564-92 / 8572-74	7695410	8569-01
F	1.500 – 3.000	–	–	50 N·m	8564-92 / 8572-74	7717160	8572-01



All the benefits at a single glance

Square drive
- In the DREMOMETER, the output square drive and the pivot point of the primary lever are situated on a single axis.
- Advantage: The absolute accuracy always remains unchanged in every case. Even if the tool is operated outside of the handgrip or with an extension tube.
- This ensures a high degree of user safety; can be extended to reduce the user's working load.

Lever chain
- The integrated lever chain reduces the strain on the measuring mechanics to a minimum which means that the measuring mechanics can thus be constructed with much greater sensitivity.
- Advantage: High accuracy and a long life cycle.
- Extremely low wear

Double square drive
- DREMOMETER models (except model F) having a double square drive are available on request. Apart from that, separate ratchet heads are available for almost all models (except model F).
- Advantage: Controlled counter-clockwise tightening and work in very narrow spaces are possible without any problems.

Scale
- Two scales on each DREMOMETER indicate N·m and the common US unit of torque measurement (apart from types E - F).
- Advantage: Exact reading even for lbf·in or lbf·ft.
- Easy operation - fast and safe torque tightening

Handgrip
- The nice-to-hold handgrip enables safe work and less operator fatigue. The full-metal construction makes DREMOMETER models particularly robust.
- Advantage: A high level of dependability even following tough long term work.

Test certificate
- All DREMOMETER models include a test certificate according to DIN EN ISO 6789:2003.
- Advantage: Guaranteed accuracy +/-3 % of the adjusted scale value. The specification of the standard (+/- 4 %) is exceeded.



Torque Tools

8554 AM - 8559 AML
TORQUE WRENCH DREMOMETER
6-30 N·m / 50-270 lbf·in

Use:
- Controlled screw tightening in the range 6-30 N·m / 50-270 lbf·in
- For use in almost all industrial manufacturing areas

Features:
- Classified to DIN EN ISO 6789:2003 Type II Class A, with a factory certificate. Working accuracy: +/- 3 % tolerance of scale set torque. The specification of the standard (+/- 4 %) is exceeded.
- 1/4" square drive with ball locking device DIN 3120 - A 6.3 ISO 1174
- Automatic short-path actuation with tactile impulse and audible signal
- Dual scale with a scale graduation of 1 N·m and 10 lbf·in

Technical advantage/Function:
- Lightweight and robust (as housing is made of an aluminium alloy), very workshop-friendly
- No inaccuracies whether used with both hands or held away from the handle (as for standard torque wrenches). Both the square drive and fulcrum are on an axis which ensures a high degree of user safety; can be extended to reduce the user's working load.
- Extremely low wear attributable to reduced forces in a unique lever mechanism
- Forged lever chain from our own quality forge
- Maximum precision even when subjected to extreme continuous use
- Long life cycles and tool lives
- Easy operation - fast and safe torque tightening
- Easy adjustment thanks to attractive adjusting button secured against loss at the end of the handle
- Single- and double-square drive for controlled bi-directional tightening


AML


AM


8554-03

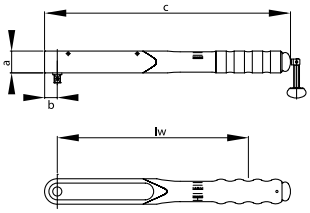

Type	■"	■	Contents	N·m	lbf·in	lw	a	b	c		kg	Code	No.
AM	1/4	6.3	in plastic box	6-30	50-270	206	30	15	268	1 N·m / 10 lbf·in	0.580	7775440	8554-01
AM	1/4	6.3	in plastic cassette	6-30	50-270	206	30	15	268	1 N·m / 10 lbf·in	0.910	7674090	8554-02
AM	1/4	6.3	Set mm 8 9 10 11 12 13 14 3 5.5 4 5 6 8 T20 T27 T30 754-00 55 + 97 mm	6-30	50-270	206	30	15	268	1 N·m / 10 lbf·in	1.300	7674170	8554-03
AM	1/4	6.3	Set INCH 9/32 5/16 11/32 3/8 7/16 1/2 9/16 3 5.5 4 5 6 8 T20 T27 T30 754-00 55 + 97 mm	6-30	50-270	206	30	15	268	1 N·m/ 10 lbf·in	1.300	7674410	8554-04
AML	1/4	6.3	in plastic box	6-30	50-270	206	30	15	268	1 N·m / 10 lbf·in	0.580	7775870	8559-01
AML	1/4	6.3	in plastic cassette	6-30	50-270	206	30	15	268	1 N·m / 10 lbf·in	0.910	7673790	8559-02
AML	1/4	6.3	Set mm 8 9 10 11 12 13 14 3 5.5 4 5 6 8 T20 T27 T30 754-00 55 + 97 mm	6-30	50-270	206	30	15	268	1 N·m / 10 lbf·in	1.300	7675060	8559-03
AML	1/4	6.3	Set INCH 9/32 5/16 11/32 3/8 7/16 1/2 9/16 3 5.5 4 5 6 8 T20 T27 T30 754-00 55 + 97 mm	6-30	50-270	206	30	15	268	1 N·m / 10 lbf·in	1.300	7675140	8559-04

8560 A - 8565 AL
TORQUE WRENCH DREMOMETER
8-40 N·m / 70-350 lbf·in

Use:
- Controlled screw tightening in the range 8-40 N·m / 70-350 lbf·in
- For use in almost all industrial manufacturing areas

Features:
- Classified to DIN EN ISO 6789:2003 Type II Class A, with a factory certificate. Working accuracy: +/- 3 % tolerance of scale set torque. The specification of the standard (+/- 4 %) is exceeded.
- 3/8" square drive with ball locking device DIN 3120 - A 10, ISO 1174
- Automatic short-path actuation with tactile impulse and audible signal
- Dual scale with a scale graduation of 5 N·m and 50 lbf·in

Technical advantage/Function:
- Lightweight and robust (as housing is made of an aluminium alloy), very workshop-friendly
- No inaccuracies whether used with both hands or held away from the handle (as for standard torque wrenches). Both the square drive and fulcrum are on an axis which ensures a high degree of user safety; can be extended to reduce the user's working load.
- Extremely low wear attributable to reduced forces in a unique lever mechanism
- Forged lever chain from our own quality forge
- Maximum precision even when subjected to extreme continuous use
- Long life cycles and tool lives
- Easy operation - fast and safe torque tightening
- Easy adjustment thanks to attractive adjusting button secured against loss at the end of the handle
- Single- and double-square drive for controlled bi-directional tightening


AL


A


8560-03

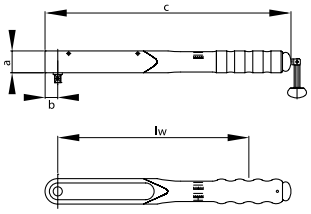

Type	■ "	■	Contents	N·m	lbf·in	lw	a	b	c			Code	No.
A	3/8	10	in plastic box	8-40	70-350	262	30	17.5	338	5 N·m / 50 lbf·in	1.0	7682000	8560-01
A	3/8	10	in a sheet-metal case	8-40	70-350	262	30	17.5	338	5 N·m / 50 lbf·in	2.2	7682270	8560-02
A	3/8	10	Set mm ○ 8 10 11 13 14 15 17 19 ◉ 4 5 6 8 754-01 125 + 250 mm	8-40	70-350	262	30	17.5	338	5 N·m / 50 lbf·in	3.1	7682430	8560-03
A	3/8	10	Set INCH ○ 3/8 7/16 1/2 9/16 19/32 5/8 11/16 ◉ 1/4 5/16 3/8 754-01 125 + 250 mm	8-40	70-350	262	30	17.5	338	5 N·m / 50 lbf·in	3.0	7683160	8560-04
AL	3/8	10	in plastic box	8-40	70-350	262	30	17.5	338	5 N·m / 50 lbf·in	1.0	7682190	8565-01
AL	3/8	10	in a sheet-metal case	8-40	70-350	262	30	17.5	338	5 N·m / 50 lbf·in	2.2	7682350	8565-02
AL	3/8	10	Set mm ○ 8 10 11 13 14 15 17 19 ◉ 4 5 6 8 754-01 125 + 250 mm	8-40	70-350	262	30	17.5	338	5 N·m / 50 lbf·in	3.1	7682940	8565-03
AL	3/8	10	Set INCH ○ 3/8 7/16 1/2 9/16 19/32 5/8 11/16 ◉ 1/4 5/16 3/8 754-01 125 + 250 mm	8-40	70-350	262	30	17.5	338	5 N·m / 50 lbf·in	3.0	7683240	8565-04

8561 B - 8566 BL
TORQUE WRENCH DREMOMETER
25-120 N·m / 18-90 lbf·ft

Use:
- Controlled screw tightening in the range 25-120 N·m / 18-90 lbf·ft
- For use in almost all industrial manufacturing areas

Features:
- Classified to DIN EN ISO 6789:2003 Type II Class A, with a factory certificate. Working accuracy: +/- 3 % tolerance of scale set torque. The specification of the standard (+/- 4 %) is exceeded.
- 1/2" square drive with ball locking device DIN 3120 - A 12.5, ISO 1174
- Automatic short-path actuation with tactile impulse and audible signal
- Dual scale with a scale graduation of 5 N·m and 5 lbf·ft
- **With push-button release**

Technical advantage/Function:
- Lightweight and robust (as housing is made of an aluminium alloy), very workshop-friendly
- No inaccuracies whether used with both hands or held away from the handle (as for standard torque wrenches). Both the square drive and fulcrum are on an axis which ensures a high degree of user safety; can be extended to reduce the user's working load.
- Extremely low wear attributable to reduced forces in a unique lever mechanism
- Forged lever chain from our own quality forge
- Maximum precision even when subjected to extreme continuous use
- Long life cycles and tool lives
- Easy operation - fast and safe torque tightening
- Easy adjustment thanks to attractive adjusting button secured against loss at the end of the handle
- Single- and double-square drive for controlled bi-directional tightening



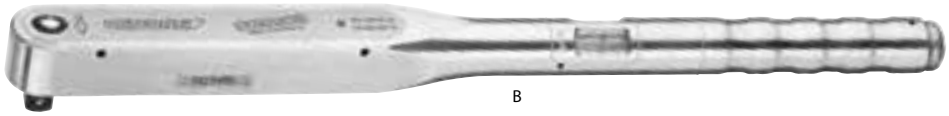



8561-03



BR

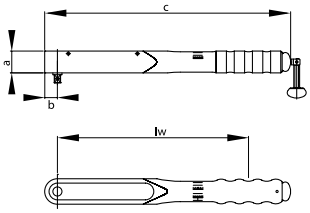

Type	■"	■	Contents	N·m	lbf·ft	lw	a	b	c	Tube	⟷	kg	Code	No.
BR	1/2	12.5	in plastic box with ALU extension tube	25-120	18-90	373	30	17.5	462	8577-350	5 N·m / 5 lbf·ft	2.2	2926989	8561-001
B	1/2	12.5	in plastic box	25-120	18-90	373	30	17.5	462	–	5 N·m / 5 lbf·ft	1.5	7683320	8561-01
B	1/2	12.5	in a sheet-metal case	25-120	18-90	373	30	17.5	462	–	5 N·m / 5 lbf·ft	2.8	7683830	8561-02
B	1/2	12.5	Set mm ○ 11 13 14 17 19 22 24 ◉ 6 8 10 12 754-02 76 + 125 + 250 mm	25-120	18-90	373	30	17.5	462	–	5 N·m / 5 lbf·ft	4.7	7684480	8561-03
B	1/2	12.5	Set INCH ○ 7/16 1/2 9/16 19/32 5/8 11/16 3/4 25/32 13/16 7/8 15/16 1" ◉ 5/16 3/8 1/2" 754-02 76 + 125 + 250 mm	25-120	18-90	373	30	17.5	462	–	5 N·m / 5 lbf·ft	5.3	7684990	8561-04
BL	1/2	12.5	in plastic box	25-120	18-90	373	30	17.5	462	–	5 N·m / 5 lbf·ft	1.5	7683400	8566-01
BL	1/2	12.5	in a sheet-metal case	25-120	18-90	373	30	17.5	462	–	5 N·m / 5 lbf·ft	2.8	7684130	8566-02
BL	1/2	12.5	Set mm ○ 11 13 14 17 19 22 24 ◉ 6 8 10 12 754-02 76 + 125 + 250 mm	25-120	18-90	373	30	17.5	462	–	5 N·m / 5 lbf·ft	4.7	7684640	8566-03
BL	1/2	12.5	Set INCH ○ 7/16 1/2 9/16 19/32 5/8 11/16 3/4 25/32 13/16 7/8 15/16 1" ◉ 5/16 3/8 1/2" 754-02 76 + 125 + 250 mm	25-120	18-90	373	30	17.5	462	–	5 N·m / 5 lbf·ft	5.3	7685100	8566-04

8573 BC - 8578 BCL
TORQUE WRENCH DREMOMETER
40-200 N·m / 30-150 lbf·ft

Use:
- Controlled screw tightening in the range 40-200 N·m / 30-150 lbf·ft
- For use in almost all industrial manufacturing areas

Features:
- Classified to DIN EN ISO 6789:2003 Type II Class A, with a factory certificate. Working accuracy: +/- 3 % tolerance of scale set torque. The specification of the standard (+/- 4 %) is exceeded.
- 1/2" square drive with ball locking device DIN 3120 - A 12.5, ISO 1174
- Automatic short-path actuation with tactile impulse and audible signal
- Dual scale with a scale graduation of 5 N·m and 5 lbf·ft
- **With push-button release**

Technical advantage/Function:
- Lightweight and robust (as housing is made of an aluminium alloy), very workshop-friendly
- No inaccuracies whether used with both hands or held away from the handle (as for standard torque wrenches). Both the square drive and fulcrum are on an axis which ensures a high degree of user safety; can be extended to reduce the user's working load.
- Extremely low wear attributable to reduced forces in a unique lever mechanism
- Forged lever chain from our own quality forge
- Maximum precision even when subjected to extreme continuous use
- Long life cycles and tool lives
- Easy operation - fast and safe torque tightening
- Easy adjustment thanks to attractive adjusting button secured against loss at the end of the handle
- Single- and double-square drive for controlled bi-directional tightening





BC



8573-03

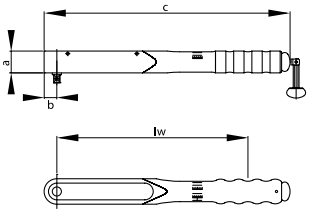

Type	■"	■	Contents	N·m	lbf·ft	lw	a	b	c		kg	Code	No.
BC	1/2	12.5	in plastic box	40-200	30-150	463	30	17.5	551	5 N·m / 5 lbf·ft	1.4	7685530	8573-00
BC	1/2	12.5	in a sheet-metal case	40-200	30-150	463	30	17.5	551	5 N·m / 5 lbf·ft	3.5	7683590	8573-02
BC	1/2	12.5	Set mm ○ 11 13 14 17 19 21 22 24 27 ◉ 6 8 10 12 754-02 125 + 250 mm	40-200	30-150	463	30	17.5	551	5 N·m / 5 lbf·ft	5.1	7683910	8573-03
BC	1/2	12.5	Set INCH ○ 1/2 9/16 5/8 11/16 3/4 13/16 7/8" ◉ 5/16 3/8 1/2 9/16" 754-02 125 + 250 mm	40-200	30-150	463	30	17.5	551	5 N·m / 5 lbf·ft	4.9	7684720	8573-04
BCL	1/2	12.5	in plastic box	40-200	30-150	463	30	17.5	551	5 N·m / 5 lbf·ft	1.3	7683670	8578-00
BCL	1/2	12.5	in a sheet-metal case	40-200	30-150	463	30	17.5	551	5 N·m / 5 lbf·ft	3.5	7683750	8578-02
BCL	1/2	12.5	Set mm ○ 11 13 14 17 19 21 22 24 27 ◉ 6 8 10 12 754-02 125 + 250 mm	40-200	30-150	463	30	17.5	551	5 N·m / 5 lbf·ft	5.1	7684050	8578-03
BCL	1/2	12.5	Set INCH ○ 1/2 9/16 5/8 11/16 3/4 13/16 7/8" ◉ 5/16 3/8 1/2 9/16" 754-02 125 + 250 mm	40-200	30-150	463	30	17.5	551	5 N·m / 5 lbf·ft	4.9	7684210	8578-04

8562 C - 8567 CL
TORQUE WRENCH DREMOMETER
60-300 N·m / 45-220 lbf·ft

Use:
- Controlled screw tightening in the range 60-300 N·m / 45-220 lbf·ft
- For use in almost all industrial manufacturing areas

Features:
- Classified to DIN EN ISO 6789:2003 Type II Class A, with a factory certificate. Working accuracy: +/- 3 % tolerance of scale set torque. The specification of the standard (+/- 4 %) is exceeded.
- 1/2" square drive with ball locking device DIN 3120 - A 12.5, ISO 1174
- Automatic short-path actuation with tactile impulse and audible signal
- Dual scale with a scale graduation of 5 N·m and 5 lbf·ft
- **With push-button release**

Technical advantage/Function:
- Lightweight and robust (as housing is made of an aluminium alloy), very workshop-friendly
- No inaccuracies whether used with both hands or held away from the handle (as for standard torque wrenches). Both the square drive and fulcrum are on an axis which ensures a high degree of user safety; can be extended to reduce the user's working load.
- Extremely low wear attributable to reduced forces in a unique lever mechanism
- Forged lever chain from our own quality forge
- Maximum precision even when subjected to extreme continuous use
- Long life cycles and tool lives
- Easy operation - fast and safe torque tightening
- Easy adjustment thanks to attractive adjusting button secured against loss at the end of the handle
- Single- and double-square drive for controlled bi-directional tightening







8562-30



CR

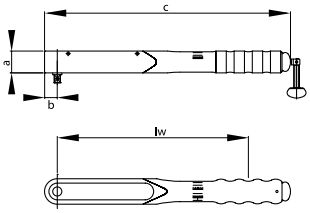

Type	■"	■	Contents	N·m	lbf·ft	lw	a	b	c	Tube	⎵⎵	kg	Code	No.
CR	1/2	12.5	in plastic box with ALU extension tube	60-300	45-220	529	30	17.5	617	8577-700	5 N·m / 5 lbf·ft	2.7	2926997	8562-001
C	1/2	12.5	in plastic box	60-300	45-220	529	30	17.5	617	–	5 N·m / 5 lbf·ft	2.0	7685450	8562-10
C	1/2	12.5	in a sheet-metal case	60-300	45-220	529	30	17.5	617	–	5 N·m / 5 lbf·ft	3.6	7686340	8562-20
C	1/2	12.5	Set mm ○ 17 19 22 24 27 30 32 ◉ 8 10 12 14 754-02 76 + 125 + 250 mm	60-300	45-220	529	30	17.5	617	–	5 N·m / 5 lbf·ft	6.0	7687070	8562-30
C	1/2	12.5	Set INCH ○ 3/4 25/32 13/16 7/8 15/16 1" 1.1/16 1.1/8 1.1/4" ◉ 3/8 1/2 9/16 5/8" 754-02 76 + 125 + 250 mm	60-300	45-220	529	30	17.5	617	–	5 N·m / 5 lbf·ft	6.2	7687820	8562-40
CL	1/2	12.5	in plastic box	60-300	45-220	529	30	17.5	617	–	5 N·m / 5 lbf·ft	2.0	7685960	8567-10
CL	1/2	12.5	in a sheet-metal case	60-300	45-220	529	30	17.5	617	–	5 N·m / 5 lbf·ft	3.6	7686690	8567-20
CL	1/2	12.5	Set mm ○ 17 19 22 24 27 30 32 ◉ 8 10 12 14 754-02 76 + 125 + 250 mm	60-300	45-220	529	30	17.5	617	–	5 N·m / 5 lbf·ft	6.0	7687310	8567-30
CL	1/2	12.5	Set INCH ○ 3/4 25/32 13/16 7/8 15/16 1" 1.1/16 1.1/8 1.1/4" ◉ 3/8 1/2 9/16 5/8" 754-02 76 + 125 + 250 mm	60-300	45-220	529	30	17.5	617	–	5 N·m / 5 lbf·ft	6.2	7688120	8567-40

8570 CD - 8575 CDL
TORQUE WRENCH DREMOMETER
80-360 N·m / 60-260 lbf·ft

Use:
- Controlled screw tightening in the range 80-360 N·m / 60-260 lbf·ft
- For use in almost all industrial manufacturing areas

Features:
- Classified to DIN EN ISO 6789:2003 Type II Class A, with a factory certificate. Working accuracy: +/- 3 % tolerance of scale set torque. The specification of the standard (+/- 4 %) is exceeded.
- 3/4" square drive with pin-locking mechanism as per DIN 3120 - B 20, ISO 1174
- Automatic short-path actuation with tactile impulse and audible signal
- Dual scale with a scale graduation of 5 N·m and 5 lbf·ft

Technical advantage/Function:
- Lightweight and robust (as housing is made of an aluminium alloy), very workshop-friendly
- No inaccuracies whether used with both hands or held away from the handle (as for standard torque wrenches). Both the square drive and fulcrum are on an axis which ensures a high degree of user safety; can be extended to reduce the user's working load.
- Extremely low wear attributable to reduced forces in a unique lever mechanism
- Forged lever chain from our own quality forge
- Maximum precision even when subjected to extreme continuous use
- Long life cycles and tool lives
- Easy operation - fast and safe torque tightening
- Easy adjustment thanks to attractive adjusting button secured against loss at the end of the handle
- Single- and double-square drive for controlled bi-directional tightening


CDL


CD


8570-30


CDR

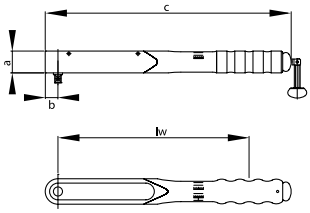

Type	■ "	■	Contents	N·m	lbf·ft	lw	a	b	c	Tube	⟷	kg	Code	No.
CDR	3/4	20	in plastic box with ALU extension tube	80-360	60-260	624	30	22.5	717	8577-700	5 N·m / 5 lbf·ft	3.1	2927004	8570-001
CD	3/4	20	in plastic box	80-360	60-260	624	30	22.5	717	–	5 N·m / 5 lbf·ft	2.4	7688470	8570-10
CD	3/4	20	in a sheet-metal case	80-360	60-260	624	30	22.5	717	–	5 N·m / 5 lbf·ft	6.2	7689280	8570-20
CD	3/4	20	Set mm 19 22 24 27 30 32 754-04 200 + 400 mm	80-360	60-260	624	30	22.5	717	–	5 N·m / 5 lbf·ft	11.0	7689950	8570-30
CD	3/4	20	Set INCH 7/8 15/16 1" 1.1/8 1.1/4 1.3/8 1.1/2 1.5/8" 754-04 200 + 400 mm	80-360	60-260	624	30	22.5	717	–	5 N·m / 5 lbf·ft	11.3	7690530	8570-40
CDL	3/4	20	in plastic box	80-360	60-260	624	30	22.5	717	–	5 N·m / 5 lbf·ft	2.4	7688710	8575-10
CDL	3/4	20	in a sheet-metal case	80-360	60-260	624	30	22.5	717	–	5 N·m / 5 lbf·ft	6.2	7689520	8575-20
CDL	3/4	20	Set mm 19 22 24 27 30 32 754-04 200 + 400 mm	80-360	60-260	624	30	22.5	717	–	5 N·m / 5 lbf·ft	11.0	7690290	8575-30
CDL	3/4	20	Set INCH 7/8 15/16 1" 1.1/8 1.1/4 1.3/8 1.1/2 1.5/8" 754-04 200 + 400 mm	80-360	60-260	624	30	22.5	717	–	5 N·m / 5 lbf·ft	11.3	7691180	8575-40

8574 DS - 8579 DSL
TORQUE WRENCH DREMOMETER
110-550 N·m / 80-400 lbf·ft

Use:
- Controlled screw tightening in the range 110-550 N·m / 80-400 lbf·ft
- For use in almost all industrial manufacturing areas

Features:
- Classified to DIN EN ISO 6789:2003 Type II Class A, with a factory certificate. Working accuracy: +/- 3 % tolerance of scale set torque. The specification of the standard (+/- 4 %) is exceeded.
- 3/4" square drive with pin-locking mechanism DIN 3120 - B 20, ISO 1174
- Automatic short-path actuation with tactile impulse and audible signal
- Dual scale with a scale graduation of 10 N·m and 10 lbf·ft

Technical advantage/Function:
- Lightweight and robust (as housing is made of an aluminium alloy), very workshop-friendly
- No inaccuracies whether used with both hands or held away from the handle (as for standard torque wrenches). Both the square drive and fulcrum are on an axis which ensures a high degree of user safety; can be extended to reduce the user's working load.
- Extremely low wear attributable to reduced forces in a unique lever mechanism
- Forged lever chain from our own quality forge
- Maximum precision even when subjected to extreme continuous use
- Long life cycles and tool lives
- Easy operation - fast and safe torque tightening
- Easy adjustment thanks to attractive adjusting button secured against loss at the end of the handle
- Single- and double-square drive for controlled bi-directional tightening


DSL


DS

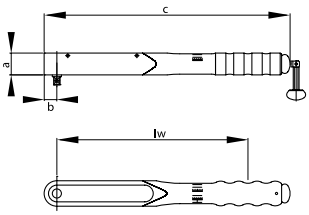

Type	■"	■	Contents	N·m	lbf·ft	lw	a	b	c		kg	Code	No.
DS	3/4	20	in plastic box	110-550	80-400	719	35	22.5	812	10 N·m / 10 lbf·ft	2.9	1427156	8574-10
DS	3/4	20	in a sheet-metal case	110-550	80-400	719	35	22.5	812	10 N·m / 10 lbf·ft	6.7	1436112	8574-20
DSL	3/4	20	in plastic box	110-550	80-400	719	35	22.5	812	10 N·m / 10 lbf·ft	2.9	1427121	8579-10
DSL	3/4	20	in a sheet-metal case	110-550	80-400	719	35	22.5	812	10 N·m / 10 lbf·ft	6.7	1436120	8579-20

921 ›565



754 ›14



DVV-40ZRS ›335



8563 D - 8568 DL
TORQUE WRENCH DREMOMETER
155-760 N·m / 115-560 lbf·ft

Use:
- Controlled screw tightening in the range 155-760 N·m / 115-560 lbf·ft
- For use in almost all industrial manufacturing areas

Features:
- Classified to DIN EN ISO 6789:2003 Type II Class A, with a factory certificate. Working accuracy: +/- 3 % tolerance of scale set torque. The specification of the standard (+/- 4 %) is exceeded.
- 3/4" square drive with pin-locking mechanism DIN 3120 - B 20, ISO 1174
- Automatic short-path actuation with tactile impulse and audible signal
- Dual scale with a scale graduation of 10 N·m and 10 lbf·ft

Technical advantage/Function:
- Lightweight and robust (as housing is made of an aluminium alloy), very workshop-friendly
- No inaccuracies whether used with both hands or held away from the handle (as for standard torque wrenches). Both the square drive and fulcrum are on an axis which ensures a high degree of user safety; can be extended to reduce the user's working load.
- Extremely low wear attributable to reduced forces in a unique lever mechanism
- Forged lever chain from our own quality forge
- Maximum precision even when subjected to extreme continuous use
- Long life cycles and tool lives
- Easy operation - fast and safe torque tightening
- Easy adjustment thanks to attractive adjusting button secured against loss at the end of the handle
- Single- and double-square drive for controlled bi-directional tightening


DL

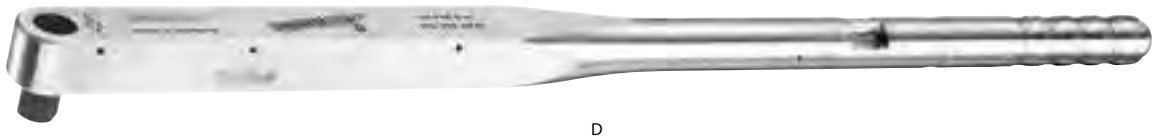
D


8563-30

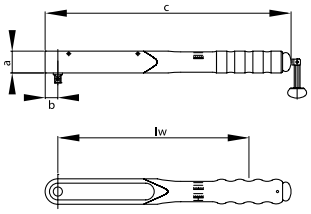

Type	■"	■	Contents	N·m	lbf·ft	lw	a	b	c	⏑⏑⏑	kg	Code	No.
D	3/4	20	in plastic box	155-760	115-560	719	35	22.5	812	10 N·m / 10 lbf·ft	3.2	7691500	8563-10
D	3/4	20	in a sheet-metal case	155-760	115-560	719	35	22.5	812	10 N·m / 10 lbf·ft	7.7	7692070	8563-20
D	3/4	20	Set mm 22 24 27 30 32 36 41 46 754-04 200 + 400 mm	155-760	115-560	719	35	22.5	812	10 N·m / 10 lbf·ft	13.6	7692660	8563-30
D	3/4	20	Set INCH 1" 1.1/8 1.1/4 1.5/16 1.3/8 1.7/16 1.1/2 1.5/8 1.3/4 1.13/16 1.7/8 2" 754-04 200 + 400 mm	155-760	115-560	719	35	22.5	812	10 N·m / 10 lbf·ft	13.3	7693200	8563-40
DL	3/4	20	in plastic box	155-760	115-560	719	35	22.5	812	10 N·m / 10 lbf·ft	3.2	7691850	8568-10
DL	3/4	20	in a sheet-metal case	155-760	115-560	719	35	22.5	812	10 N·m / 10 lbf·ft	7.7	7692310	8568-20
DL	3/4	20	Set mm 22 24 27 30 32 36 41 46 754-04 200 + 400 mm	155-760	115-560	719	35	22.5	812	10 N·m / 10 lbf·ft	13.6	7692900	8568-30
DL	3/4	20	Set INCH 1" 1.1/8 1.1/4 1.5/16 1.3/8 1.7/16 1.1/2 1.5/8 1.3/4 1.13/16 1.7/8 2" 754-04 200 + 400 mm	155-760	115-560	719	35	22.5	812	10 N·m / 10 lbf·ft	13.3	7693550	8568-40

8563 DR - 8568 DRL
TORQUE WRENCH DREMOMETER
155-760 N·m / 115-560 lbf·ft

Use:
- Controlled screw tightening in the range 155-760 N·m / 115-560 lbf·ft
- For use in almost all industrial manufacturing areas

Features:
- Classified to DIN EN ISO 6789:2003 Type II Class A, with a factory certificate. Working accuracy: +/- 3 % tolerance of scale set torque. The specification of the standard (+/- 4 %) is exceeded.
- 3/4" square drive with pin-locking mechanism DIN 3120 - B 20, ISO 1174
- Automatic short-path actuation with tactile impulse and audible signal
- Dual scale with a scale graduation of 10 N·m and 10 lbf·ft

Technical advantage/Function:
- Lightweight and robust (as housing is made of an aluminium alloy), very workshop-friendly
- No inaccuracies whether used with both hands or held away from the handle (as for standard torque wrenches). Both the square drive and fulcrum are on an axis which ensures a high degree of user safety; can be extended to reduce the user's working load.
- Extremely low wear attributable to reduced forces in a unique lever mechanism
- Forged lever chain from our own quality forge
- Maximum precision even when subjected to extreme continuous use
- Long life cycles and tool lives
- Easy operation - fast and safe torque tightening
- Easy adjustment thanks to attractive adjusting button secured against loss at the end of the handle
- Single- and double-square drive for controlled bi-directional tightening


DRL


DR


8563-03


DR-LKW

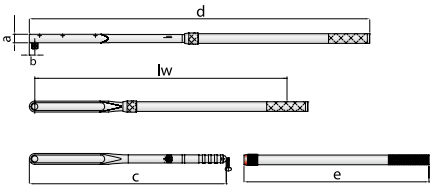

Type	■ "	■	Contents	N·m	lbf·ft	lw	a	b	c	d	e	Tube	⟷	kg	Code	No.
DR	3/4	20	in plastic box with extension tube	155-760	115-560	1,290.5	35	22.5	812	1403	762	8571-80	10 N·m / 10 lbf·ft	5.0	7670180	8563-01
DR	3/4	20	in a sheet-metal case with extension tube	155-760	115-560	1,290.5	35	22.5	812	1403	762	8571-80	10 N·m / 10 lbf·ft	8.8	7670260	8563-02
DR	3/4	20	Set mm 22 24 27 30 32 36 41 46 754-04 200 + 400 mm	155-760	115-560	1,290.5	35	22.5	812	1403	762	8571-80	10 N·m / 10 lbf·ft	14.4	7670340	8563-03
DR	3/4	20	Set INCH 1" 1.1/8 1.1/4 1.5/16 1.3/8 1.7/16 1.1/2 1.5/8 1.3/4 1.13/16 1.7/8 2" 754-04 200 + 400 mm	155-760	115-560	1,290.5	35	22.5	812	1403	762	8571-80	10 N·m / 10 lbf·ft	16.7	7670420	8563-04
DRL	3/4	20	in plastic box with extension tube	155-760	115-560	1,290.5	35	22.5	812	1403	762	8571-80	10 N·m / 10 lbf·ft	5.0	7670500	8568-01
DRL	3/4	20	in a sheet-metal case with extension tube	155-760	115-560	1,290.5	35	22.5	812	1403	762	8571-80	10 N·m / 10 lbf·ft	8.8	7670690	8568-02
DRL	3/4	20	Set mm 22 24 27 30 32 36 41 46 754-04 200 + 400 mm	155-760	115-560	1,290.5	35	22.5	812	1403	762	8571-80	10 N·m / 10 lbf·ft	14.4	7670770	8568-03
DRL	3/4	20	Set INCH 1" 1.1/8 1.1/4 1.5/16 1.3/8 1.7/16 1.1/2 1.5/8 1.3/4 1.13/16 1.7/8 2" 754-04 200 + 400 mm	155-760	115-560	1,290.5	35	22.5	812	1403	762	8571-80	10 N·m / 10 lbf·ft	16.7	7670850	8568-04
DR-LKW	3/4	20	Set mm 27 30 32 754-04 400 mm	155-760	115-560	1,290.5	35	22.5	812	1403	762	8571-80	10 N·m / 10 lbf·ft	12.3	7670930	8568-35

8571 DX - 8576 DXL
TORQUE WRENCH DREMOMETER
520-1000 N·m / 380-730 lbf·ft

Use:
- Controlled screw tightening in the range 520-1000 N·m / 380-730 lbf·ft
- For use in almost all industrial manufacturing areas

Features:
- Classified to DIN EN ISO 6789:2003 Type II Class A, with a factory certificate. Working accuracy: +/- 3 % tolerance of scale set torque. The specification of the standard (+/- 4 %) is exceeded.
- 3/4" square drive with pin-locking mechanism DIN 3120 - B 20, ISO 1174
- Automatic short-path actuation with tactile impulse and audible signal
- Dual scale with a scale graduation of 10 N·m and 10 lbf·ft

Technical advantage/Function:
- Lightweight and robust (as housing is made of an aluminium alloy), very workshop-friendly
- No inaccuracies whether used with both hands or held away from the handle (as for standard torque wrenches). Both the square drive and fulcrum are on an axis which ensures a high degree of user safety; can be extended to reduce the user's working load.
- Extremely low wear attributable to reduced forces in a unique lever mechanism
- Forged lever chain from our own quality forge
- Maximum precision even when subjected to extreme continuous use
- Long life cycles and tool lives
- Easy operation - fast and safe torque tightening
- Easy adjustment thanks to attractive adjusting button secured against loss at the end of the handle
- Single- and double-square drive for controlled bi-directional tightening


DXL


DX


8571-03

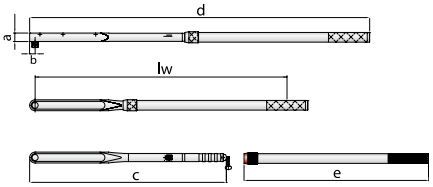

Type	■ "	■	Contents	N·m	lbf·ft	lw	a	b	c	d	e	Tube	⟷	kg	Code	No.
DX	3/4	20	in plastic box with ALU extension tube	520-1000	380-730	1,290.5	35	22.5	812	1403	762	8571-80	10 N·m / 10 lbf·ft	5.6	7694010	8571-01
DX	3/4	20	in a sheet-metal case with ALU extension tube	520-1000	380-730	1,290.5	35	22.5	812	1403	762	8571-80	10 N·m / 10 lbf·ft	10.0	7694520	8571-02
DX	3/4	20	Set mm 30 32 36 41 46 50 754-04 200 + 400 mmm	520-1000	380-730	1,290.5	35	22.5	812	1403	762	8571-80	10 N·m / 10 lbf·ft	16.8	7694870	8571-03
DX	3/4	20	Set INCH 1.1/8 1.1/4 1.3/8 1.1/2 1.3/4 1.7/8" 754-04 200 + 400 mm	520-1000	380-730	1,290.5	35	22.5	812	1403	762	8571-80	10 N·m / 10 lbf·ft	16.0	7695170	8571-04
DXL	3/4	20	in plastic box with ALU extension tube	520-1000	380-730	1,290.5	35	22.5	812	1403	762	8571-80	10 N·m / 10 lbf·ft	5.6	7694360	8576-01
DXL	3/4	20	in a sheet-metal case with ALU extension tube	520-1000	380-730	1,290.5	35	22.5	812	1403	762	8571-80	10 N·m / 10 lbf·ft	10.0	7694600	8576-02
DXL	3/4	20	Set mm 30 32 36 41 46 50 754-04 200 + 400 mm	520-1000	380-730	1,290.5	35	22.5	812	1403	762	8571-80	10 N·m / 10 lbf·ft	16.8	7694950	8576-03
DXL	3/4	20	Set INCH 1.1/8 1.1/4 1.3/8 1.1/2 1.3/4 1.7/8" 754-04 200 + 400 mm	520-1000	380-730	1,290.5	35	22.5	812	1403	762	8571-80	10 N·m / 10 lbf·ft	16.0	7695330	8576-04

8581 EK - 8586 EKL
TORQUE WRENCH DREMOMETER
600-1500 N·m

Use:
- Controlled screw tightening in the range 600-1500 N·m
- For use in almost all industrial manufacturing areas

Features:
- Classified to DIN EN ISO 6789:2003 Type II Class A, with a factory certificate. Working accuracy: +/- 3 % tolerance of scale set torque. The specification of the standard (+/- 4 %) is exceeded.
- 1" square drive with pin-locking mechanism DIN 3120 - B25, ISO 1174
- Automatic short-path actuation with tactile impulse and audible signal
- Single scale with a scale graduation of 25 N·m

Technical advantage/Function:
- Lightweight and robust (as housing is made of an aluminium alloy), very workshop-friendly
- No inaccuracies whether used with both hands or held away from the handle (as for standard torque wrenches). Both the square drive and fulcrum are on an axis which ensures a high degree of user safety; can be extended to reduce the user's working load.
- Extremely low wear attributable to reduced forces in a unique lever mechanism
- Forged lever chain from our own quality forge
- Maximum precision even when subjected to extreme continuous use
- Long life cycles and tool lives
- Easy operation - fast and safe torque tightening
- Easy adjustment thanks to attractive adjusting button secured against loss at the end of the handle
- Single- and double-square drive for controlled bi-directional tightening







8581-02

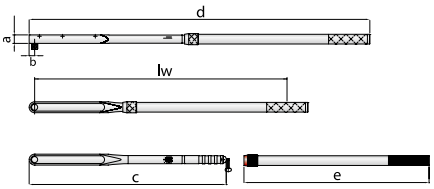

Type	■"	■	Contents	N·m	lw	a	b	c	d	e	Tube			Code	No.
EK	1	25	with 1 extension tube	600-1500	1473	40	30	932	1608	925	8564-92	25 N·m	10.8	2311267	8581-01
EK	1	25	in sheet-metal case with 1 extension tube	600-1500	1473	40	30	932	1608	925	8564-92	25 N·m	24.3	2311275	8581-02
EK	1	25	Set mm 36 41 46 50 55 60 65 70 754-06 200 + 400 mm	600-1500	1473	40	30	932	1608	925	8564-92	25 N·m	42.4	2311283	8581-03
EKL	1	25	with 1 extension tube	600-1500	1473	40	30	932	1608	925	8564-92	25 N·m	10.8	2311291	8586-01
EKL	1	25	in sheet-metal case with 1 extension tube	600-1500	1473	40	30	932	1608	925	8564-92	25 N·m	24.3	2311305	8586-02
EKL	1	25	Set mm 36 41 46 50 55 60 65 70 754-06 200 + 400 mm	600-1500	1473	40	30	932	1608	925	8564-92	25 N·m	42.4	2311313	8586-03

8564 E - 8569 EL
TORQUE WRENCH DREMOMETER
750-2000 N·m

Use:
- Controlled screw tightening in the range 750-2000 N·m
- For use in almost all industrial manufacturing areas

Features:
- Classified to DIN EN ISO 6789:2003 Type II Class A, with a factory certificate. Working accuracy: +/- 3 % tolerance of scale set torque. The specification of the standard (+/- 4 %) is exceeded.
- 1" square drive with pin-locking mechanism DIN 3120 - B25, ISO 1174
- Automatic short-path actuation with tactile impulse and audible signal
- Single scale with a scale graduation of 50 N·m

Technical advantage/Function:
- Lightweight and robust (as housing is made of an aluminium alloy), very workshop-friendly
- No inaccuracies whether used with both hands or held away from the handle (as for standard torque wrenches). Both the square drive and fulcrum are on an axis which ensures a high degree of user safety; can be extended to reduce the user's working load.
- Extremely low wear attributable to reduced forces in a unique lever mechanism
- Forged lever chain from our own quality forge
- Maximum precision even when subjected to extreme continuous use
- Long life cycles and tool lives
- Easy operation - fast and safe torque tightening
- Easy adjustment thanks to attractive adjusting button secured against loss at the end of the handle
- Single- and double-square drive for controlled bi-directional tightening





8564-02

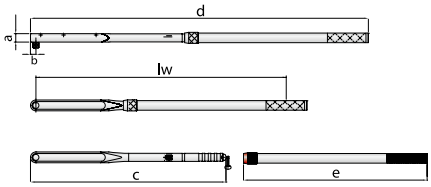

Type	■"	■	Contents	N·m	lw	a	b	c	d	e	f	Tube			Code	No.
E	1	25	with 2 extension tubes	750-2000	2213	40	30.0	932	2353	925	745	8564-92 / 8572-74	50 N·m	12.0	7695250	8564-01
E	1	25	in sheet-metal case with 2 extension tubes	750-2000	2213	40	30.0	932	2353	925	745	8564-92 / 8572-74	50 N·m	21.2	7695680	8564-02
E	1	25	Set mm 36 41 46 50 55 60 65 70 754-06 200 + 400 mm	750-2000	2213	40	30.0	932	2353	925	745	8564-92 / 8572-74	50 N·m	42.4	7696060	8564-03
EL	1	25	with 2 extension tubes	750-2000	2213	40	30.0	932	2353	925	745	8564-92 / 8572-74	50 N·m	12.0	7695410	8569-01
EL	1	25	in sheet-metal case with 2 extension tubes	750-2000	2213	40	30.0	932	2353	925	745	8564-92 / 8572-74	50 N·m	21.4	7695840	8569-02
EL	1	25	Set mm 36 41 46 50 55 60 65 70 754-06 200 + 400 mm	750-2000	2213	40	30.0	932	2353	925	745	8564-92 / 8572-74	50 N·m	42.4	7696140	8569-03

8572 F
TORQUE WRENCH DREMOMETER
1500-3000 N·m

Use:
- Controlled screw tightening in the range 1500-3000 N·m
- For use in almost all industrial manufacturing areas

Features:
- Classified to DIN EN ISO 6789:2003 Type II Class A, with a factory certificate. Working accuracy: +/- 3 % tolerance of scale set torque. The specification of the standard (+/- 4 %) is exceeded.
- 1.1/2" square drive with pin-locking mechanism DIN 3121 - F 40, ISO 1174
- Automatic short-path actuation with tactile impulse and audible signal
- Single scale with scale graduation 50 N·m

Technical advantage/Function:
- Lightweight and robust (as housing is made of an aluminium alloy), very workshop-friendly
- No inaccuracies whether used with both hands or held away from the handle (as for standard torque wrenches). Both the square drive and fulcrum are on an axis which ensures a high degree of user safety; can be extended to reduce the user's working load.
- Extremely low wear attributable to reduced forces in a unique lever mechanism
- Forged lever chain from our own quality forge
- Maximum precision even when subjected to extreme continuous use
- Long life cycles and tool lives
- Easy operation - fast and safe torque tightening
- Easy adjustment thanks to attractive adjusting button secured against loss at the end of the handle
- Single square drive for controlled clockwise tightening





8572-02

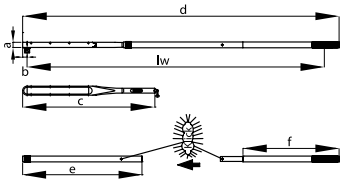

Type	■"	■	Contents	N·m	lw	a	b	c	d	e	f	Tube		kg	Code	No.
F	1.1/2	40	with 2 extension tubes	1500-3000	2309	40	35.0	1037	2454	925	745	8564-92 / 8572-74	50 N·m	15.0	7717160	8572-01
F	1.1/2	40	in sheet-metal case with 2 extension tubes	1500-3000	2309	40	35.0	1037	2454	925	745	8564-92 / 8572-74	50 N·m	21.2	7717240	8572-02

TECHNICAL INFORMATION



After being used, torque wrenches should where possible be turned back to the minimum scale value.
This helps to preserve the springs and ensures a longer product life cycle with high precision.

On request, all torque wrenches can be factory pre-set **-at extra charge-**
When ordering, please specify the N·m value



Accessories DREMOMETER

754
RATCHET HEAD DREMOMETER

Use:
- Enables controlled torque tightening in combination with a DREMOMETER torque wrench (Type MINI - E)

Features:
- Fine-pitched, sturdy ratchet head
- With 1/4", 3/8", 1/2", 3/4" or 1" output square drive
- Clockwise models (no. 754-00 to -06)
- Anti-clockwise models (no. 754-11 to -16)
- Made of chrome-vanadium steel

Scope of delivery:
- Ratchet head
- Single packed in poly-bag



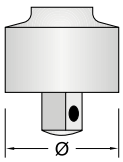

* Max. continuous load of ratchet according to DIN EN ISO 6789:2003 and/or maximum load of cavity

□"	■"	H	∅ mm	∠ °	Use	Execution	Continuous load*	kg	Code	No.
1/4	1/4	20	24	18,0	MINI, AM	clockwise	1/4" = 30 N·m	0.054	7680490	754-00
3/8	3/8	28	35	20,0	A	clockwise	3/8" = 135 N·m	0.150	7680570	754-01
1/2	1/2	36	46	7,5	B, BC, C	clockwise	1/2" = 340 N·m	0.350	7680650	754-02
3/4	3/4	56	65	10,0	CD, DS, D, DR, DX	clockwise	3/4" = 1000 N·m	1.000	7680730	754-04
1	1	62	73	10,0	E / EK	clockwise	1" = 2000 N·m	1.800	7680810	754-06
3/8	3/8	28	35	20,0	AL	counter-clockwise	3/8" = 135 N·m	0.150	7686770	754-11
1/2	1/2	36	46	7,5	BL, BCL, CL	counter-clockwise	1/2" = 340 N·m	0.350	7686850	754-12
3/4	3/4	56	65	10,0	CDL, DSL, DL, DRL, DXL	counter-clockwise	3/4" = 1000 N·m	1.000	7686930	754-14
1	1	62	73	10,0	EL / EKL	counter-clockwise	1" = 2000 N·m	1.800	7687150	754-16

RATCHET HEADS DREMOMETER 754

- Ratchet head no. 754 can only be used in combination with the DREMOMETER. Please note the right direction of rotation by the ratchet head when ordering. There are separate models for clockwise or counter-clockwise rotation. Ratchet head nos. 754-11 to 754-16 (counter-clockwise) can only be used with the DREMOMETER with double square drive.



8564 - 8572
EXTENSION TUBES FOR DREMOMETER E - F

Use:
- Spare extension tube for torque wrench series DREMOMETER E - F
- To enable high torque values by means of extending the lever arm

Features:
- Guarantees proof connection to the DREMOMETER
- Ideal for extending the lever arm
- Made from high-grade, galvanised steel

Scope of delivery:
- Extension tube
- Single packed in poly-bag



Use	Execution	⟷ mm ⟷	kg	Code	No.
DREMOMETER E/F	extension only	745	3.550	7622020	8572-74
DREMOMETER E/EK/F	with locknut	925	3.490	7621720	8564-92

8571 - 8577
EXTENSION TUBES ALU FOR DREMOMETER A - CD

Use:
- Spare extension tube for torque wrench series DREMOMETER A - CD, DR, DX
- To enable high torque values by means of extending the lever arm

Features:
- Guarantees proof connection to the DREMOMETER
- Ideal for extending the lever arm
- Made from high-grade aluminium with anodised locknut - extremely lightweight

Scope of delivery:
- Extension tube
- Single packed in poly-bag



Use	⟷ mm ⟷	kg	Code	No.
DREMOMETER A-CD	350	0.400	2880164	8577-350
DREMOMETER A-CD	700	0.850	2880032	8577-700
DREMOMETER DR/DX	762	0.750	1686313	8571-80

DREMOMETER MINI / T-FS

753
TORQUE WRENCH DREMOMETER MINI
2.5-12 N·m / 22-106 lbf·in

Use:
- Controlled screw tightening in the range 2.5 - 12 N·m / 22.5 - 106 lbf·in
- For use in almost all industrial manufacturing areas

Features:
- Classified to DIN EN ISO 6789:2003 Type II Class A, with a factory certificate. Working accuracy: +/- 3% tolerance of scale set torque. The specification of the standard (+/- 4%) is exceeded.
- Torque wrench with 1/4" square drive with ball locking device DIN 3120 - A 6.3, similar to ISO 1174, for controlled clockwise tightening
- Automatic short-path actuation with tactile impulse and audible signal
- Lightweight plastic casing, made from high-grade, glass-fibre reinforced polyamide, with soft-grip handle
- Dual scale with a scale graduation of 0.5 N·m and 5 lbf·in
- Additional micrometre scale for setting interim values with N·m, graduations of 0.05 N·m
- Window with a magnifying-glass effect
- Locking button enables reliable locking of the torque setting

Scope of delivery:
- Torque wrench type MINI
- With certificate acc. to DIN EN ISO 6789:2003, traceable via in-house DAkkS laboratory to national standards



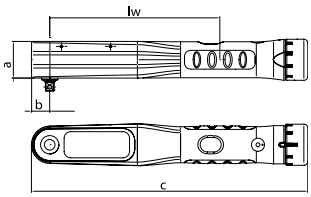

Type	■ "	■	Contents	N·m	lbf·in	lw	a	b	c	⟷	kg	Code	No.
MINI	1/4	6.3	in plastic box	2,5-12	22,5-106	130	28	14	211	0,5 N·m / 5 lbf·in + 0,05 N·m	0.320	1957694	753-11
MINI	1/4	6.3	in plastic cassette	2,5-12	22,5-106	130	28	14	211	0,5 N·m / 5 lbf·in + 0,05 N·m	0.628	1957708	753-12
MINI	1/4	6.3	Set mm 4 5 5,5 6 7 8 9 10 1 2 3 4 5.5 6.5 3 4 5 6 T20 T27 T30 754-00 55 + 97 mm 2098	2,5-12	22,5-106	130	28	14	211	0,5 N·m / 5 lbf·in + 0,05 N·m	0.968	1957724	753-13
MINI	1/4	6.3	Set INCH 3/16 7/32 1/4 9/32 5/16 11/32 3/8 7/16" 1 2 3 4 5.5 6.5 3 4 5 6 T20 T27 T30 754-00 55 + 97 mm 2098	2,5-12	22,5-106	130	28	14	211	0,5 N·m / 5 lbf·in + 0,05 N·m	0.968	1957732	753-14

763
TORQUE WRENCH DREMOMETER T-FS
pre-set, 5-12 N·m

Use:
- Power-saving application for torques which are usually in the range of torque screwdrivers
- E.g. securing modules on solar power systems, tool supports etc.; wherever the torques are too large for classic torque screwdrivers

Features:
- Torque wrench series with 8 pre-set models for serial production
- For controlled clockwise tightening
- Working accuracy in accordance with DIN EN ISO 6789:2003 Type II Class E (+/- 6 %)
- Lightweight and robust - housing made of a high-quality aluminium alloy
- With certificate acc. to DIN EN ISO 6789:2003, traceable via in-house DAkkS laboratory to national standards

Special ranges are available on request



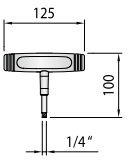

■ "	■	pre-set value	kg	Code	No.
1/4	6.3	5 N·m	0.241	1947958	763-05
1/4	6.3	6 N·m	0.241	1947966	763-06
1/4	6.3	7 N·m	0.241	1947974	763-07
1/4	6.3	8 N·m	0.241	1947990	763-08
1/4	6.3	9 N·m	0.241	1948008	763-09
1/4	6.3	10 N·m	0.241	1948016	763-10
1/4	6.3	11 N·m	0.241	1948024	763-11
1/4	6.3	12 N·m	0.241	1948032	763-12

DREMOMETER Z

TECHNICAL INFORMATION Z

- The large cross-section of the spigot end transfers a maximum torque. "Quick-change system" with a locking pin mechanism guarantees that work takes place flexibly and rapidly.
- Ideal for bolted connections in cramped and hard-to-access locations. Depending on how the torque wrench Z is used, it is possible to work both in the forward direction and also to the side. For anti-clockwise tightening, simply turn the torque wrench through 180°



8460 Z - 8471 Z
TORQUE WRENCH DREMOMETER Z WITH QUICK-FITTING CHANGE
8-1000 N·m / 70 lbf·in - 730 lbf·ft

- Classified to DIN EN ISO 6789:2003 Type II Class A, with a factory certificate. Working accuracy: +/- 3 % tolerance of scale set torque. The specification of the standard (+/- 4 %) is exceeded.
- Lightweight yet robust (as the housing is made of an aluminium alloy) and resilient, very workshop-friendly
- Depending on the application, access is possible from the front (e.g. open-end fitting) or side (e.g. reversible ratchet and socket)
- Force to be applied in the middle of the handgrip only - do not use an extension tube as otherwise, inaccuracies can evolve (except for model DXZ where the DREMOMETER has been calibrated and adjusted using the extension tube)
- Operation only with end fittings with standardised depth gauges, otherwise inaccuracies can arise. Keep the depth gauges on the certificate in mind. Only use original GEDORE accessories.
- Large drive cross-section transfers maximum torques
- Extremely low wear attributable to reduced forces in the lever mechanism
- Forged lever chain from our own quality forge
- Maximum precision even when subjected to extreme continuous use
- Long life cycles and tool lives
- Easy operation - fast and safe torque tightening
- Easy adjustment thanks to attractive adjusting button secured against loss at the end of the handle
- With certificate acc. to DIN EN ISO 6789, traceable via in-house DAkkS laboratory to national standards



AZ



DXZ



CZ

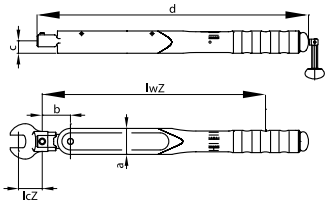

Type	Ø	N·m	lbf·in	lbf·ft	⟷	lwZ	lcZ	a	b	c	d	kg	Code	No.
AZ	16	8-40	70-350	–	5 N·m / 50 lbf·in	300.0	32	35	38	16.5	366	1.000	7703610	8460-01
BZ	16	25-120	–	18-90	5 N·m / 5 lbf·ft	411.5	32	35	38	16.5	489	1.450	7704260	8461-01
CZ	16	80-400	–	60-300	5 N·m / 5 lbf·ft	567.0	32	35	38	16.5	645	2.000	7704340	8462-01
DZ	22	140-620	–	100-450	10 N·m / 10 lbf·ft	767.5	56	45	49	17.5	846	3.000	7703020	8463-10
DXZ	28	520-1000	–	380-730	10 N·m / 10 lbf·ft	1,221.0	75	45	57	17.5	1319	5.500	1251341	8471-01

DREMOMETER SE

TECHNICAL INFORMATION QUICK-FITTING CHANGE

On request, all torque wrenches can be factory pre-set **-at extra charge-**
When ordering, please specify the N·m value

› Quick-change system with pin locking guarantees flexible and swift working methods. Ideal for installations in confined and poorly accessible spaces. Depending on the application for the DREMOMETER SE, access is possible from the front and side.





8480 SE - 8482 SE
TORQUE WRENCH DREMOMETER SE WITH QUICK-FITTING CHANGE
8-400 N·m / 70 lbf·in - 300 lbf·ft

› Classified to DIN EN ISO 6789:2003 Type II Class A, with a factory certificate. Working accuracy: +/- 3% tolerance of scale set torque. The specification of the standard (+/- 4%) is exceeded.
› Lightweight yet robust (as the housing is made of an aluminium alloy) and resilient, very workshop-friendly
› Drive offers extensive range of accessories
› Depending on the application, access is possible from the front (e.g. rectangular open-end fitting) or side (e.g. reversible ratchet and socket)
› Force to be applied in the middle of the handgrip only - do not use an extension tube as otherwise, inaccuracies can arise
› Operation only with end fittings otherwise inaccuracies can arise. Keep the depth gauges on the certificate in mind. Only use original GEDORE accessories.
› Extremely low wear attributable to reduced forces in the lever mechanism
› Forged lever chain from our own quality forge
› Maximum precision even when subjected to extreme continuous use
› Long life cycles and tool lives
› Easy operation - fast and safe torque tightening
› Easy adjustment thanks to attractive adjusting button secured against loss at the end of the handle
› With certificate acc. to DIN EN ISO 6789, traceable via in-house DAkkS laboratory to national standards



A-SE



B-SE



C-SE

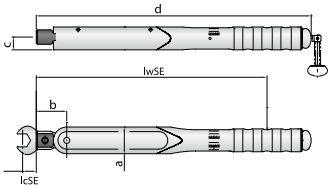

Type	▢ mm	N·m	lbf·in	lbf·ft	⟷	lwSE	lcSE	a	b	c	d	kg	Code	No.
A-SE	9 x 12	8-40	70-350	–	5 N·m / 50 lbf·in	302.0	17.5	35	40	16.5	361	0.950	7714060	8480-01
B-SE	9 x 12	25-120	–	18-90	5 N·m / 5 lbf·ft	413.5	17.5	35	40	16.5	484	1.250	7714140	8481-01
C-SE	14 x 18	80-400	–	60-300	5 N·m / 5 lbf·ft	582.0	25.0	35	53	16.5	653	1.700	7714220	8482-01

DREMOMETER A+S

7554 AM A+S - 7572 F A+S
TORQUE WRENCH DREMOMETER A+S

with pre-set value locking and safety device (A+S)

Technical advantage/function:

Pre-set value locking and safety device (A+S) eliminates the possibility of unintentional or manipulated adjustment, thereby representing more process reliability of the user

- Classified to DIN EN ISO 6789:2003 Type II Class A, with a factory certificate. Working accuracy: +/- 3 % tolerance of scale set torque. The specification of the standard (+/- 4 %) is exceeded.
- Lightweight and robust (as housing is made of an aluminium alloy), very workshop-friendly
- No inaccuracies whether used with both hands or held away from the handle (as for standard torque wrenches). Both the square drive and fulcrum are on an axis which ensures a high degree of user safety; can be extended to reduce the user's working load.
- Extremely low wear attributable to reduced forces in a unique lever mechanism
- Forged lever chain from our own quality forge
- Maximum precision even when subjected to extreme continuous use
- Long life cycles and tool lives
- Easy operation - fast and safe torque tightening
- Single- and double-square drive for controlled bi-directional tightening

Use:

- Controlled screw tightening in the range 6 - 3000 N·m
- For use in almost all industrial manufacturing areas

Features:

- With certificate acc. to DIN EN ISO 6789, traceable via in-house DAkkS laboratory to national standards
- Automatic short-path actuation with tactile impulse and audible signal
- Dual scale with corresponding scale graduation (see table)
- Type B, BC, C with push-button release

Pre-set DREMOMETER for serial production wherever the same value always needs to be applied



A





B

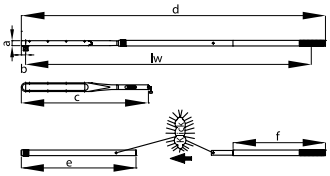

Type	■"	■	N·m	lbf·in	lbf·ft	تسلسل	lw	a	b	c	d	e	f	kg	Code	No.
AM A+S	1/4	6.3	6-30	50-270	–	1 N·m / 10 lbf·in	206.0	30	15.0	256.0	–	–	–	0.580	1210891	7554-01
AML A+S	1/4	6.3	6-30	50-270	–	1 N·m / 10 lbf·in	206.0	30	15.0	256.0	–	–	–	0.580	1210904	7559-01
A A+S	3/8	10.0	8-40	70-350	–	5 N·m / 50 lbf·in	262.0	30	17.5	326.5	–	–	–	1.000	7708920	7560-01
AL A+S	3/8	10.0	8-40	70-350	–	5 N·m / 50 lbf·in	262.0	30	17.5	326.5	–	–	–	1.000	1210939	7565-01
B A+S	1/2	12.5	25-120	–	18-90	5 N·m / 5 lbf·ft	373.0	30	17.5	450.0	–	–	–	1.500	7709060	7561-01
BL A+S	1/2	12.5	25-120	–	18-90	5 N·m / 5 lbf·ft	373.0	30	17.5	450.0	–	–	–	1.500	1210947	7566-01
BC A+S	1/2	12.5	40-200	–	30-150	5 N·m / 5 lbf·ft	463.0	30	17.5	539.0	–	–	–	1.400	1211013	7573-00
BCL A+S	1/2	12.5	40-200	–	30-150	5 N·m / 5 lbf·ft	463.0	30	17.5	539.0	–	–	–	1.300	1427113	7578-00
C A+S	1/2	12.5	60-300	–	45-220	5 N·m / 5 lbf·ft	529.0	30	17.5	605.0	–	–	–	2.000	7709650	7562-10
CL A+S	1/2	12.5	60-300	–	45-220	5 N·m / 5 lbf·ft	529.0	30	17.5	605.0	–	–	–	2.000	1210955	7567-10
CD A+S	3/4	20.0	80-360	–	60-260	5 N·m / 5 lbf·ft	624.0	30	22.5	705.5	–	–	–	2.400	1210998	7570-10
CDL A+S	3/4	20.0	80-360	–	60-260	5 N·m / 5 lbf·ft	624.0	30	22.5	705.5	–	–	–	2.400	1211021	7575-10
DS A+S	3/4	20.0	110-550	–	80-400	10 N·m / 10 lbf·ft	719.0	35	22.5	800.0	–	–	–	2.900	1427164	7574-10
DSL A+S	3/4	20.0	110-550	–	80-400	10 N·m / 10 lbf·ft	719.0	35	22.5	800.0	–	–	–	2.900	1427148	7579-10
D A+S	3/4	20.0	155-760	–	115-560	10 N·m / 10 lbf·ft	719.0	35	22.5	800.0	–	–	–	3.200	1210921	7563-10
DL A+S	3/4	20.0	155-760	–	115-560	10 N·m / 10 lbf·ft	719.0	35	22.5	800.0	–	–	–	3.200	1210971	7568-10
DR A+S	3/4	20.0	155-760	–	115-560	10 N·m / 10 lbf·ft	1,290.5	35	22.5	800.0	1403	762	–	5.000	1210912	7563-01
DRL A+S	3/4	20.0	155-760	–	115-560	10 N·m / 10 lbf·ft	1,290.5	35	22.5	800.0	1403	762	–	5.000	1210963	7568-01
DX A+S	3/4	20.0	520-1000	–	380-730	10 N·m / 10 lbf·ft	1,290.5	35	22.5	800.0	1403	762	–	5.600	1211005	7571-01
DXL A+S	3/4	20.0	520-1000	–	380-730	10 N·m / 10 lbf·ft	1,290.5	35	22.5	800.0	1403	762	–	5.600	1211048	7576-01
EK A+S	1	25.0	600-1500	–	–	25 N·m	1,473.0	40	30.0	920.0	1608	925	–	10.800	2311321	7581-01
EKL A+S	1	25.0	600-1500	–	–	25 N·m	1,473.0	40	30.0	920.0	1608	925	–	10.800	2311348	7586-01
E A+S	1	25.0	750-2000	–	–	50 N·m	2,213.0	40	30.0	920.0	2353	925	745	11.600	1547232	7564-01
EL A+S	1	25.0	750-2000	–	–	50 N·m	2,213.0	40	30.0	920.0	2353	925	745	11.600	1547240	7569-01
F A+S	1.1/2	40.0	1500-3000	–	–	50 N·m	2,309.0	40	35.0	1,025.0	2454	925	745	13.200	1547259	7572-01

7460 Z - 7471 Z
TORQUE WRENCH DREMOMETER Z A+S

with pre-set value locking and safety device (A+S)

Technical advantage/function:
Pre-set value locking and safety device (A+S) eliminates the possibility of unintentional or manipulated adjustment, thereby representing more process reliability of the user

- Classified to DIN EN ISO 6789:2003 Type II Class A, with a factory certificate. Working accuracy: +/- 3 % tolerance of scale set torque. The specification of the standard (+/- 4 %) is exceeded.
- Lightweight yet robust (as the housing is made of an aluminium alloy) and resilient, very workshop-friendly
- Depending on the application, access is possible from the front (e.g. open-end fitting) or side (e.g. reversible ratchet and socket)
- Force to be applied in the middle of the handgrip only - do not use an extension tube as otherwise, inaccuracies can evolve (except for model DXZ where the DREMOMETER has been calibrated and adjusted using the extension tube)
- Operation only with end fittings with standardised depth gauges, otherwise inaccuracies can arise. Keep the depth gauges on the certificate in mind. Only use original GEDORE accessories.
- Large drive cross-section transfers maximum torques
- Extremely low wear attributable to reduced forces in the lever mechanism
- Forged lever chain from our own quality forge
- Maximum precision even when subjected to extreme continuous use
- Long life cycles and tool lives
- Easy operation - fast and safe torque tightening
- Easy adjustment thanks to attractive adjusting button secured against loss at the end of the handle
- With certificate acc. to DIN EN ISO 6789, traceable via in-house DAkkS laboratory to national standards

Pre-set DREMOMETER for serial production wherever the same value always needs to be applied



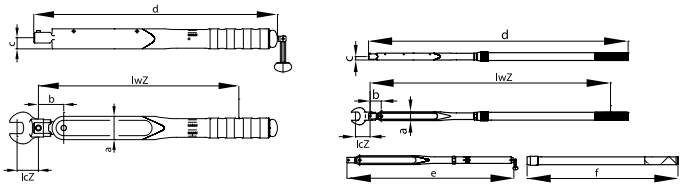

Type	Ø	N·m	lbf·in	lbf·ft	⏦	lwZ	lcZ	a	b	c	d	kg	Code	No.
AZ A+S	16	8-40	70-350	–	5 N·m / 50 lbf·in	300.0	32	35	38	16.5	354.0	1.000	1427067	7460-01
BZ A+S	16	25-120	–	18-90	5 N·m / 5 lbf·ft	411.5	32	35	38	16.5	477.5	1.450	1427075	7461-01
CZ A+S	16	80-400	–	60-300	5 N·m / 5 lbf·ft	567.0	32	35	38	16.5	633.0	2.000	1225669	7462-01
DZ A+S	22	140-620	–	105-450	10 N·m / 10 lbf·ft	767.5	56	45	49	17.5	834.5	3.000	1427083	7463-10
DXZ A+S	28	520-1000	–	380-730	10 N·m / 10 lbf·ft	1,221.0	75	45	57	17.5	1,319.0	5.500	1521977	7471-01

8791 - 8798 ›50







7480 SE - 7482 SE
TORQUE WRENCH DREMOMETER SE A+S

with pre-set value locking and safety device (A+S)

Technical advantage/function:
Pre-set value locking and safety device (A+S) eliminates the possibility of unintentional or manipulated adjustment, thereby representing more process reliability of the user

- Classified to DIN EN ISO 6789:2003 Type II Class A, with a factory certificate. Working accuracy: +/- 3% tolerance of scale set torque. The specification of the standard (+/- 4%) is exceeded.
- Lightweight yet robust (as the housing is made of an aluminium alloy) and resilient, very workshop-friendly
- Drive offers extensive range of accessories
- Depending on the application, access is possible from the front (e.g. rectangular open-end fitting) or side (e.g. reversible ratchet and socket)
- Force to be applied in the middle of the handgrip only - do not use an extension tube as otherwise, inaccuracies can arise
- Operation only with end fittings otherwise inaccuracies can arise. Keep the depth gauges on the certificate in mind. Only use original GEDORE accessories.
- Extremely low wear attributable to reduced forces in the lever mechanism
- Forged lever chain from our own quality forge
- Maximum precision even when subjected to extreme continuous use
- Long life cycles and tool lives
- Easy operation - fast and safe torque tightening
- Easy adjustment thanks to attractive adjusting button secured against loss at the end of the handle
- With certificate acc. to DIN EN ISO 6789, traceable via in-house DAkkS laboratory to national standards

Pre-set DREMOMETER for serial production wherever the same value always needs to be applied



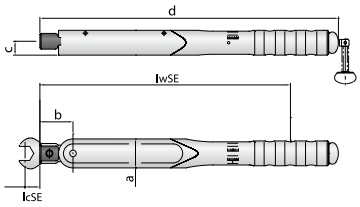

Type	□ mm	N·m	lbf·in	lbf·ft	⟷	lwSE	lcSE	a	b	c	d	kg	Code	No.
A-SE A+S	9 x 12	8-40	70-350	–	5 N·m / 50 lbf·in	302.0	17.5	35	40	16.5	350	0.950	1427059	7480-01
B-SE A+S	9 x 12	25-120	–	18-90	5 N·m / 5 lbf·ft	413.5	17.5	35	40	16.5	474	1.250	1427091	7481-01
C-SE A+S	14 x 18	80-400	–	60-300	5 N·m / 5 lbf·ft	582.0	25.0	35	53	16.5	642	1.700	1427105	7482-01

7112 - 7918 ›55







DREMASTER® DMK

Robust torque wrench with square drive and integrated ratchet-head function for controlled bi-directional tightening and interchangeable mushroom head with push-button release.

Zinc-plated ratchet head
All 1/2" square drives of the DREMASTER® DMK-series have a black plastic cap - also referred to as a mushroom head. This mushroom head prevents an unintentional pulling out of the whole square drive when changing the nut socket.

Classified to DIN EN ISO 6789:2003 Type II Class A, with a factory certificate allowing for operations to be traced back. Calibrated to a permitted +/- 3 % deviation and better. The specifications of the standard (+/- 4 %) are exceeded.

Robust steel tube
With high corrosion protection, chrome-plated, satin powder-coated.



Automatic actuation
The DREMASTER® DMK actuates with a clear tactile impulse and audible signal and is immediately ready for operation again.

Technical information
Anti-loss attachment



Function

In order to change the turning direction of the DREMASTER® DMK:
Press on the push-button with your thumb and take out the mushroom head, turn the wrench and re-insert the square drive.



All the benefits at a single glance

- Additional protection of the serial number
- Concealed setting drill hole
- Engaging adjusting button with locking reference (lock symbol)
- Rapid adjustment provision using a separate hexagon allen key
- Mushroom head with release button and soft component
- Plastic grip with soft component
- Dual scale (main unit with vernier)
- At all times only one unit in the viewing area (N·m or lbf·ft)
- Change-over switch for selecting the unit
- Controlled safety via in-house DAkkS test laboratory



Additional protection of the serial number
Concealed setting drill hole = secured adjusting/ setting system Serial number on the wrench and on the certificate for unambiguous product identification, traceable via in-house DAkkS laboratory to national standards

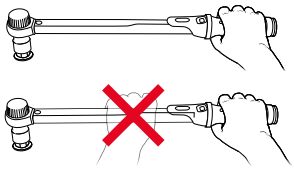

Handgrip with a user aid
Grey plastic handgrip, new ergonomically enhanced shape, with an indentation in the middle of the handgrip. User aid and reference points for calibration.





Nonius
Model-dependent intervals of 1 or 0.5 N·m allow very accurate settings.



Ligthweight and reliable
Locking button enables reliable locking of the torque setting. "Torque adjustable" reference by means of opened lock symbol. Provision for rapid setting from the separate hexagon allen key fixture.

Dual scale with main and alternative unit (N·m/lbf·ft). Main unit N·m with vernier. At all times only one unit in the viewing area = avoids any reading errors. Change-over switch next to the scale for straightforward unit selection.



DREMASTER® DMUK

Torque wrench with square drive and integrated ratchet-function for controlled clockwise tightening

Robust tubular steel
With high corrosion protection, satin powder-coated, with zinc-plated ratchet head



With 1/2" square drive and integrated lever-change reversible ratchet function for controlled clockwise tightening

Switch the lever of the reversible ratchet to correspond with the desired direction, clockwise or anti-clockwise.

Features



›290



DMK 1/2 - 3/4 20-850 N·m

›291



DMUK 1/2 20-300 N·m

›292



DMZ 16 22 20-850 N·m

›293



DMSE 9×12 14×18 20-400 N·m

DMK
TORQUE WRENCH DREMASTER® K
20-850 N·m

Use:
- Controlled screw tightening in the most common range of 20 - 850 N·m / 15 - 630 lbf·ft (guide for screws M7-10.9 to M24-8.8, M30-5.6)
- Adjustable, releasing and sturdy tubular torque wrench with integrated ratchet and with square drive for industry and the trades

Features:
- Classified to DIN EN ISO 6789:2003 Type II Class A, with a factory certificate allowing for operations to be traced back. Calibrated to a permitted +/- 3 % deviation and better. The specifications of the standard (+/- 4 %) are exceeded.
- For controlled bi-directional tightening. DMUK only for controlled clockwise-tightening
- Models DMK: 1/2" mushroom head interchangeable square with push-button releasing and a ball-locking mechanism. From Model No. DMK 400 with 3/4" push-through square and a pin-locking mechanism
- Sturdy, varnished tubular steel construction, with zinc-plated ratchet head and top-grade plastic parts
- Ergonomically shaped plastic grip with calibration aid
- Change-over between N·m main scale and lbf·ft ancillary scale to avoid reading errors when setting the torque wanted
- With micrometre scale for main N·m scale for setting interim values
- Release system triggers a tactile and audible signal
- Ergonomic system for torque adjustment with reference symbol
- Provision for rapid setting with hexagon allen key, not included
- Secured adjusting/setting system



■"	■	N·m	lbf·ft		Scale ring	L	lw	c	h	b	kg	Code	No.
1/2	12.5	20-100	15-75	5 N·m	0,5 N·m	423.5	329.2	35	38.5	44	1.250	2641232	DMK 100
1/2	12.5	40-200	30-150	10 N·m	1 N·m	514.5	420.2	35	38.5	44	1.400	2641240	DMK 200
1/2	12.5	60-300	45-220	10 N·m	1 N·m	606.4	511.1	35	38.5	46	1.431	2641259	DMK 300
3/4	20.0	80-400	60-300	10 N·m	1 N·m	714.8	608.9	46	38.0	67	2.488	2641267	DMK 400
3/4	20.0	110-550	80-405	10 N·m	1 N·m	953.2	846.4	52	38.0	69	3.940	2641275	DMK 550
3/4	20.0	150-750	110-550	10 N·m	1 N·m	1,228.2	1,121.4	327	38.0	69	5.020	2641283	DMK 750
3/4	20.0	250-850	185-630	10 N·m	1 N·m	1,375.2	1,268.4	474	38.0	69	5.325	2641291	DMK 850

GDMK
TORQUE WRENCH SET DREMASTER® K

- The DREMASTER® DMK as a practical tool set
- Most-widely-used tools in a robust sheet-metal case
- Clearly organised - everything always easily accessible
- With foam-material inlay modules (on request, these can be customised or extended individually)



■"	■	N·m	lbf·ft	Contents	kg	Code	No.
1/2	12.5	20-100	15-75	No. DMK 100 in sheet-metal case 10 13 17 19 24 125 mm and 1/2" square drive	4.4	2641593	GDMK 100
1/2	12.5	40-200	30-150	No. DMK 200 in sheet-metal case 10 13 17 19 24 125 mm and 1/2" square drive	5.7	2641607	GDMK 200
1/2	12.5	60-300	45-220	No. DMK 300 in sheet-metal case 17 19 24 27 125 mm and 1/2" square drive	5.8	2641615	GDMK 300
3/4	20.0	80-400	60-300	No. DMK 400 in sheet-metal case 18 19 24 27 200 mm and 3/4" square drive	6.5	2641623	GDMK 400

DMUK
TORQUE WRENCH DREMASTER® UK
20-300 N·m / 15-220 lbf·ft

Use:
- Controlled screw tightening in the most common range of 20 - 300 N·m / 15 - 220 lbf·ft (guide for screws M7-10.9 to M24-8.8, M30-5.6)
- Adjustable, releasing and sturdy tubular torque wrench with integrated ratchet and with square drive for industry and the trades

Features:
- Classified to DIN EN ISO 6789:2003 Type II Class A, with a factory certificate. Working accuracy: +/- 3 % tolerance of scale set torque. The specification of the standard (+/- 4 %) is exceeded.
- For controlled clockwise tightening
- Models DMUK: With 1/2" reversible ratchet
- Sturdy, varnished tubular steel construction, with zinc-plated ratchet head and top-grade plastic parts
- Ergonomically shaped plastic grip with calibration aid
- Change-over between N·m main scale and lbf·ft ancillary scale to avoid reading errors when setting the torque wanted
- With micrometre scale for main N·m scale for setting interim values
- Release system triggers a tactile and audible signal
- Ergonomic system for torque adjustment with reference symbol
- Provision for rapid setting with hexagon allen key, not included
- Secured adjusting/setting system





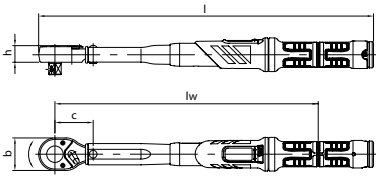

■"	■	N·m	lbf·ft		Scale ring	L	lw	c	h	b	kg	Code	No.
1/2	12.5	20-100	15-75	5 N·m	0,5 N·m	437.7	344.2	50	22.0	42.5	1.232	2641305	DMUK 100
1/2	12.5	40-200	30-150	10 N·m	1 N·m	529.7	435.2	50	22.0	42.5	1.400	2641313	DMUK 200
1/2	12.5	60-300	45-220	10 N·m	1 N·m	619.6	526.1	50	22.0	42.5	1.623	2641348	DMUK 300

DMKPK
MUSHROOM HEAD DREMASTER® DMK

- With 1/2" output square drive with ball locking device and release button
- Made of chrome-vanadium steel, zinc-plated
- With blue mushroom head made of polypropylene



■"	■	□"	□	kg	Code	No.
1/2	12.5	1/2	12.5	0.064	2551829	DMKPK 7

3294
COUPLER 3/4"

- Acc. to DIN 3122, ISO 3315
- For hand-operated sockets with square drive as per DIN 3120, ISO 1174, with locking pin
- Chrome-vanadium steel, chrome-plated



■"	■	⊢mm⊣	kg	Code	No.
3/4	20	51.5	0.133	6279090	3294

DMZ
TORQUE WRENCH DREMASTER® Z
20-850 N·m / 15-630 lbf·ft

Use:
- Controlled screw tightening in the most common range of 20 - 850 N·m / 15 - 630 lbf·ft (guide for screws M7-10.9 to M24-8.8, M30-5.6)
- Adjustable, releasing and sturdy tubular torque wrench with spigot end for industry and the trades

Features:
- Classified to DIN EN ISO 6789:2003 Type II Class A, with a factory certificate allowing for operations to be traced back. Calibrated to a permitted +/- 3 % deviation and better. The specifications of the standard (+/- 4 %) are exceeded.
- For controlled bi-directional tightening
- Sturdy, varnished tubular steel construction, with phosphated spigot end (Ø 16 mm or Ø 22 mm) and high-grade plastic parts
- Ergonomically shaped plastic grip with calibration aid
- Change-over between N·m main scale and lbf·ft ancillary scale to avoid reading errors when setting the torque wanted.
- With micrometre scale for main N·m scale for setting interim values
- Release system triggers a tactile and audible signal
- Ergonomic system for torque adjustment with reference symbol
- Provision for rapid setting with hexagon allen key, not included
- Secured adjusting/setting system
- Factory depth gauge: 32 mm (Ø 16 mm) or 56 mm (Ø 22 mm)
- Operation only with end fittings with standardised depth gauge - otherwise inaccuracies may arise.
- Depending on the application, access is possible from the front (e.g. open-end fitting) or side (e.g. reversible ratchet and socket)



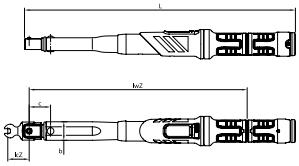

Ø	N·m	lbf·ft		Scale ring	L	lwZ	lcZ	b	c	kg	Code	No.
16	20-100	15-75	5 N·m	0,5 N·m	405.5	326.2	32	27.5	32	0.998	2641518	DMZ 100
16	40-200	30-150	10 N·m	1 N·m	496.5	417.2	32	27.5	32	1.100	2641526	DMZ 200
16	60-300	45-220	10 N·m	1 N·m	587.4	508.1	32	27.5	32	1.300	2641534	DMZ 300
16	80-400	60-300	10 N·m	1 N·m	677.2	597.9	32	35.0	32	1.790	2641542	DMZ 400
22	110-550	80-405	10 N·m	1 N·m	912.7	831.4	56	36.5	37	3.280	2641550	DMZ 550
22	150-750	110-550	10 N·m	1 N·m	1,193.7	1,121.7	56	38.5	318	4.380	2641569	DMZ 750
22	250-850	185-630	10 N·m	1 N·m	1,340.7	1,259.4	56	38.5	465	5.000	2641577	DMZ 850

GDMZ
TORQUE WRENCH SET DREMASTER® Z

- The DREMASTER® DMZ as a practical tool set
- Most-widely-used tools in a robust sheet-metal case
- Clearly organised - everything always easily accessible
- With foam-material inlay modules (on request, these can be customised or extended individually)



Ø	N·m	lbf·ft	Contents	kg	Code	No.
16	20-100	15-75	No. DMZ 100 in sheet-metal case 17 19 24 17 19 24 and 1/2" ratchet head	4.5	2641704	GDMZ 100
16	40-200	30-150	No. DMZ 200 in sheet-metal case 17 19 24 17 19 24 and 1/2" ratchet head	5.8	2641712	GDMZ 200
16	60-300	45-220	No. DMZ 300 in sheet-metal case 24 27 30 32 24 27 and 1/2" ratchet head	6.5	2641720	GDMZ 300
16	80-400	60-300	No. DMZ 400 in sheet-metal case 24 27 30 32 24 27 and 1/2" ratchet head	7.4	2641739	GDMZ 400

DMSE
TORQUE WRENCH DREMASTER® SE
20-400 N·m / 15-300 lbf·ft

Use:
- Controlled screw tightening in the most common range of 20 - 400 N·m / 15 - 300 lbf·ft (guide for screws M7-10.9 to M20-6.9)
- Adjustable, releasing and sturdy tubular torque wrench with rectangular cavity for industry and the trades

Features:
- Classified to DIN EN ISO 6789:2003 Type II Class A, with a factory certificate allowing for operations to be traced back. Calibrated to a permitted +/- 3 % deviation and better. The specifications of the standard (+/- 4 %) are exceeded.
- For controlled bi-directional tightening
- Sturdy, varnished tubular steel construction, with zinc-plated rectangular cavity (9x12 mm or 14x18mm) and high-grade plastic parts
- Ergonomically shaped plastic grip with calibration aid
- Change-over between N·m main scale and lbf·ft ancillary scale to avoid reading errors when setting the torque wanted.
- With micrometre scale for main N·m scale for setting interim values
- Release system triggers a tactile and audible signal
- Ergonomic system for torque adjustment with reference symbol
- Provision for rapid setting with hexagon allen key, not included
- Secured adjusting/setting system
- Factory depth gauge: 17.5 mm (9x12 mm) or 25 mm (14x18 mm)
- Operation only with end fittings with standardised depth gauges, otherwise inaccuracies can arise
- Depending on the application, access is possible from the front (e.g. open-end fitting) or side (e.g. reversible ratchet and socket)



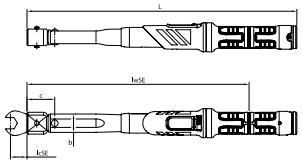

mm	N·m	lbf·ft		Scale ring	L	lwSE	lcSE	b	c	kg	Code	No.
9 x 12	20-100	15-75	5 N·m	0,5 N·m	398.5	326.2	17.5	27.5	32	1.000	2641445	DMSE 100
9 x 12	30-150	22-110	10 N·m	1 N·m	489.5	417.2	17.5	27.5	32	1.160	2641453	DMSE 150
14 x 18	40-200	30-150	10 N·m	1 N·m	499.5	427.2	25.0	27.5	42	1.250	2641461	DMSE 200
14 x 18	60-300	45-220	10 N·m	1 N·m	590.4	518.1	25.0	27.5	42	1.400	2641488	DMSE 300
14 x 18	80-400	60-300	10 N·m	1 N·m	677.2	604.9	25.0	33.0	42	2.000	2641496	DMSE 400

GDMSE
TORQUE WRENCH SET DREMASTER® SE



- The DREMASTER® DMSE as a practical tool set
- Most-widely-used tools in a robust sheet-metal case
- Clearly organised - everything always easily accessible
- With foam-material inlay modules (on request, these can be customised or extended individually)

mm	N·m	lbf·ft	Contents	kg	Code	No.
9 x 12	20-100	15-75	No. DMSE 100 in sheet-metal case 13 17 19 13 17 19 and 1/2" ratchet head	3.9	2641658	GDMSE 100
9 x 12	30-150	22-110	No. DMSE 150 in sheet-metal case 13 17 19 13 17 19 and 1/2" ratchet head	5.6	2643731	GDMSE 150
14 x 18	40-200	30-150	No. DMSE 200 in sheet-metal case 17 19 24 17 19 24 and 1/2" ratchet head	6.3	2641666	GDMSE 200
14 x 18	60-300	45-220	No. DMSE 300 in sheet-metal case 24 30 32 24 30 32 36 and 1/2" ratchet head	6.5	2641674	GDMSE 300
14 x 18	80-400	60-300	No. DMSE 400 in sheet-metal case 24 30 32 24 30 32 36 and 1/2" ratchet head	7.0	2641690	GDMSE 400

TORCOFIX K

Robust torque wrench with square drive and integrated ratchet-head function for controlled bi-directional tightening.

Classified to DIN EN ISO 6789:2003 Type II Class A, with a factory certificate allowing for operations to be traced back. Calibrated to a permitted +/- 3 % deviation and better. The specifications of the standard (+/- 4 %) are exceeded.

Serial number on the wrench and on the certificate for unambiguous product identification, traceable via in-house DAkkS laboratory to national standards

Scale
Easily readable dual scale (N·m / lbf·in / lbf·ft) well protected under a window with a magnifying-glass effect. The torque setting is readable on the scale or, more particularly, on the scale in combination with the scale ring.

Micrometre scale
Optimised shape, stable scale frame with red-shaded micrometre scale ring.
Model-dependent intervals of 0.025, 0.1, 0.25, 0.5 or 1 N·m allow very accurate settings.

Ligthweight and reliable
Locking button enables reliable locking of the torque setting.



Handgrip with a user aid
Black plastic handgrip, new ergonomically enhanced shape, with an indentation in the middle of the handgrip. User aid and reference points for calibration.

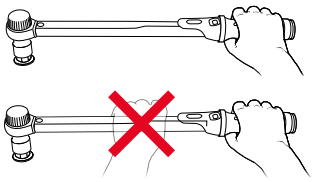

Chrome-plated ratchet head
All 1/4" - 1/2" square drives of the TOROFIX K-series with mushroom head. This mushroom head prevents an unintentional pulling out of the whole square drive when changing the nut socket.

Automatic actuation
The TORCOFIX actuates with a clear tactile impulse and audible signal and is immediately ready for operation again.

Robust steel tube
With high corrosion protection, chrome-plated, silk-metal.

›295



K 1/4" - 3/4" 1 - 850 N·m

›296



Z 16 22 2 - 850 N·m

›297



SE 9x12 14x18 2 - 400 N·m

4549 - 4550 - 4551
TORQUE WRENCH TORCOFIX K
1-850 N·m / 0.75-630 lbf·ft

Use:
- Controlled screw tightening in the most widely used range of 1 - 850 N·m / 0.75 - 630 lbf·ft (guide for screws M3-6.9 to M24-8.8, M30-5.6)
- Adjustable, releasing and sturdy tubular torque wrench with integrated ratchet and with square drive for industry and the trades

Features:
- Classified to DIN EN ISO 6789:2003 Type II Class A, with a factory certificate. Working accuracy: +/- 3 % tolerance of scale set torque. The specification of the standard (+/- 4 %) is exceeded.
- For controlled bi-directional tightening
- 1/4", 3/8", 1/2" interchangeable mushroom head with ball locking device. As from 3/4" with push through square drive with pin-locking mechanism
- Sturdy, varnished tubular steel construction, with zinc-plated ratchet head and top-grade plastic parts
- Ergonomically shaped, convenient black plastic handgrip with calibration aid
- Dual scale N·m and lbf·ft below a window with a magnifying-glass effect
- With micrometre scale for main N·m scale for setting interim values
- Release system triggers a tactile and audible signal
- Ergonomic system for torque adjustment


4549-02


4550-30

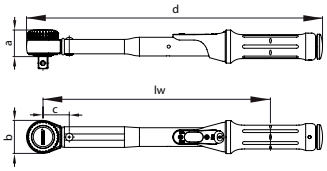

■"	■	N·m	lbf·ft	⌇⌇⌇	Scale ring	lw	a	b	c	d	kg	Code	No.
1/4	6.3	1-5	0,75-3,7	0,25 N·m	0,025 N·m	146.0	25.3	35	26	224.0	0.323	2201429	4549-00
1/4	6.3	5-25	3,7-18	1 N·m	0,1 N·m	206.5	25.3	35	26	284.5	0.450	1545132	4549-02
3/8	10.0	10-50	7,5-37	2,5 N·m	0,25 N·m	256.5	25.3	35	26	334.5	0.540	1545140	4549-05
1/2	12.5	20-100	15-75	5 N·m	0,5 N·m	303.2	35.9	44	35	394.7	0.900	7601530	4550-10
1/2	12.5	40-200	30-150	10 N·m	1 N·m	394.2	35.9	44	35	485.5	1.100	7601610	4550-20
1/2	12.5	60-300	45-220	10 N·m	1 N·m	485.2	35.9	46	35	577.5	1.300	7601880	4550-30
3/4	20.0	80-400	60-300	10 N·m	1 N·m	583.2	38.0	67	46	686.0	1.860	7674330	4550-40
3/4	20.0	110-550	80-405	10 N·m	1 N·m	853.7	38.0	69	52	957.5	3.560	7674760	4550-55
3/4	20.0	150-750	110-550	10 N·m	1 N·m	1,128.7	38.0	69	327	1,232.5	4.500	1521365	4550-75
3/4	20.0	250-850	185-630	10 N·m	1 N·m	1,275.7	38.0	69	1276	1,379.5	4.700	1950525	4551-85

4549 - 4550
MUSHROOM HEAD TORCOFIX K

- With 1/4", 3/8" or 1/2" output square drive with ball locking device
- Made of chrome-vanadium steel, zinc-plated
- With black mushroom head made of polypropylene


4550-86S


4550-85S

□"	□	■"	■	∅ mm	kg	Code	No.
3/8	10.0	1/4	6.3	35	0.021	1545167	4549-87S
3/8	10.0	3/8	10.0	35	0.022	1566385	4549-88S
1/2	12.5	1/2	12.5	44	0.060	7079370	4550-85S
1/2	12.0	3/8	10.0	44	0.060	7079450	4550-86S

3294
COUPLER 3/4"

- Acc. to DIN 3122, ISO 3315
- For hand-operated sockets with square drive as per DIN 3120, ISO 1174, with locking pin
- Chrome-vanadium steel, chrome-plated



■"	■	⟷ mm ⟷	kg	Code	No.
3/4	20	51.5	0.133	6279090	3294

FUNCTION

In order to change the turning direction of the TORCOFIX K:
- Press on the protruding square drive with your thumb and take out the mushroom head, turn the wrench and re-insert the square drive.

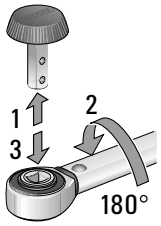

TORCOFIX Z

TECHNICAL INFORMATION Z

› The large cross-section of the spigot end transfers a maximum torque. "Quick-change system" with a locking pin mechanism guarantees that work takes place flexibly and rapidly.
› Ideal for bolted connections in cramped and hard-to-access locations. Depending on how the torque wrench Z is used, it is possible to work both in the forward direction and also to the side. For anti-clockwise tightening, simply turn the torque wrench through 180°



4400 - 4485
TORQUE WRENCH TORCOFIX Z
5-850 N·m / 3,7-630 lbf·ft

Use:
› Controlled screw tightening in the most widely used range of 5 - 850 N·m / 3.7 - 550 lbf·ft
› Adjustable, releasing and sturdy tubular torque wrench with spigot end for industry and the trades

Features:
› Classified to DIN EN ISO 6789:2003 Type II Class A, with a factory certificate. Working accuracy: +/- 3 % tolerance of scale set torque. The specification of the standard (+/- 4 %) is exceeded.
› For controlled bi-directional tightening
› Sturdy, varnished tubular steel construction, with phosphated spigot end (Ø 16 mm or Ø 22 mm) and high-grade plastic parts
› Ergonomically shaped, convenient black plastic handgrip with calibration aid
› Dual scale N·m and lbf·ft below a window with a magnifying-glass effect
› With micrometre scale for main N·m scale for setting interim values
› Release system triggers a tactile and audible signal
› Ergonomic system for torque adjustment
› Factory depth gauges: 32 mm (Ø 16 mm) or 56 mm (Ø 22 mm)
› Operation only with end fittings with standardised depth gauges, otherwise inaccuracies can arise
› Depending on the application, access is possible from the front (e.g. open-end fitting) or side (e.g. reversible ratchet and socket)



4400-02



4430-01

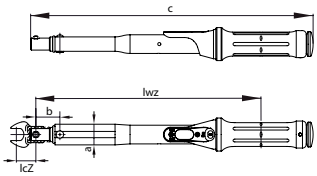

Ø	N·m	lbf·ft	⏦	Scale ring	lwZ	lcZ	a	b	c	kg	Code	No.
16	5-25	3,7-18	1 N·m	0,1 N·m	210.5	32	20.0	30	278.0	0.330	1646168	4400-02
16	10-50	7,5-37	2,5 N·m	0,25 N·m	260.5	32	20.0	30	328.0	0.390	1646176	4405-05
16	20-100	15-75	5 N·m	0,5 N·m	300.2	32	27.5	32	376.5	0.700	7097270	4410-01
16	40-200	30-150	10 N·m	1 N·m	391.2	32	27.5	32	467.5	0.860	7097350	4420-01
16	60-300	45-220	10 N·m	1 N·m	482.2	32	27.5	32	558.5	1.080	7097430	4430-01
16	80-400	60-300	10 N·m	1 N·m	572.2	32	35.0	33	648.5	1.390	7094090	4440-01
22	110-550	80-405	10 N·m	1 N·m	838.7	56	36.5	37	917.0	3.000	7501310	4450-01
22	150-750	110-550	10 N·m	1 N·m	1,119.7	56	38.5	318	1,198.0	4.060	1521381	4475-01
22	250-850	185-630	10 N·m	1 N·m	1,266.7	56	38.0	465	1,345.0	4.430	1997009	4485-01

TORCOFIX SE

TECHNICAL INFORMATION - QUICK-FITTING CHANGE (SE)

Quick-change system with pin locking guarantees flexible and swift working methods. Ideal for installations in confined and poorly accessible spaces. Depending on the application for the **TORCOFIX SE**, access is possible from the front and side.



4100 - 4301
TORQUE WRENCH TORCOFIX SE

2-400 N·m / 1.5-300 lbf·ft

Use:
- Controlled screw tightening in the most widely used range of 5 - 400 N·m / 3.7 - 300 lbf·ft
- Adjustable, releasing and sturdy tubular torque wrench with rectangular cavity for industry and the trades

Features:
- Classified to DIN EN ISO 6789:2003 Type II Class A, with a factory certificate. Working accuracy: +/- 3 % tolerance of scale set torque. The specification of the standard (+/- 4 %) is exceeded.
- For controlled bi-directional tightening
- Sturdy, varnished tubular steel construction, with zinc-plated rectangular cavity (9x12 mm or 14x18 mm) and high-grade plastic parts
- Ergonomically shaped, convenient black plastic handgrip with calibration aid
- Dual scale N·m and lbf·ft below a window with a magnifying-glass effect
- With micrometre scale for main N·m scale for setting interim values
- Release system triggers a tactile and audible signal
- Ergonomic system for torque adjustment
- Factory depth gauges: 17.5 mm (9x12 mm) or 25 mm (14x18 mm)
- Operation only with end fittings with standardised depth gauges, otherwise inaccuracies can arise
- Depending on the application, access is possible from the front (e.g. open-end fitting) or side (e.g. reversible ratchet and socket).



4100-01



4300-01

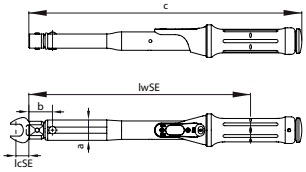

mm	N·m	lbf·ft		Scale ring	lwSE	lcSE	a	b	c	kg	Code	No.
9 x 12	5-25	3,7-18	1 N·m	0,1 N·m	212.5	17.5	20.0	32	273.0	0.352	1646192	4101-02
9 x 12	10-50	7,5-37	2,5 N·m	0,25 N·m	262.5	17.5	20.0	32	323.0	0.450	1646206	4101-05
9 x 12	20-100	15-75	5 N·m	0,5 N·m	300.2	17.5	27.5	32	369.5	0.600	7600210	4100-01
9 x 12	30-150	22-110	10 N·m	1 N·m	391.2	17.5	27.5	32	460.5	0.800	1654934	4200-02
14 x 18	40-200	30-150	10 N·m	1 N·m	401.2	25.0	27.5	42	470.5	0.900	7600990	4201-01
14 x 18	60-300	45-220	10 N·m	1 N·m	492.2	25.0	27.5	42	561.5	1.200	7601020	4300-01
14 x 18	80-400	60-300	10 N·m	1 N·m	579.2	25.0	33.0	42	648.5	1.600	7604120	4301-01

TORCOFIX FS

4150 - 4151
TORQUE WRENCH FOR PRE-SETTING TORCOFIX FS
5-200 N·m

Use:
- Controlled screw tightening in the most widely used range of 5 - 200 N·m without scale
- Pre-set, releasing and sturdy tubular torque wrench with rectangular cavity for industry and the trades

Features:
- Classified to DIN EN ISO 6789:2003 Type II Class A, with a factory certificate. Working accuracy: +/- 3 % tolerance of scale set torque. The specification of the standard (+/- 4 %) is exceeded.
- For controlled bi-directional tightening
- Sturdy, varnished tubular steel construction, with zinc-plated rectangular cavity (9x12 mm or 14x18 mm)
- Release system triggers a tactile and audible signal
- Factory depth gauge: 17.5 mm (9x12 mm) or 25 mm (14x18 mm)
- Operation only with end fittings with standardised depth gauges, otherwise inaccuracies can arise
- Depending on the application, access is possible from the front (e.g. open-end fitting) or side (e.g. reversible ratchet and socket).

If a factory setting is required, please specify the N·m value on the order



4150-25



4151-20

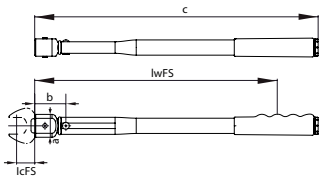

□mm	N·m min / max	lwFS	lcFS	a	b	c	kg	Code	No.
9 x 12	5 - 25	134	17.5	22	31	186	0.210	7601960	4150-25
9 x 12	10 - 50	194	17.5	22	31	246	0.270	7602180	4150-50
9 x 12	17 - 85	277	17.5	22	31	329	0.340	7602850	4150-85
14 x 18	40 - 200	357	25.0	33	45	410	0.750	7603580	4151-20

TORQUE SCREWDRIVER TECHNICAL FEATURES

A range of compact and versatile torque screwdrivers with automatically actuating, dial-indicating and measuring torque.



TYPE PGN

- Pre-set torque screwdriver without scale for durable and identical value tightening
- Auto setting
- With 1/4" female hexagon drive for use with 1/4" hexagon bits as per DIN 3126 - C 6.3



TYPE FS 755

- Pre-set torque screwdriver without scale for durable and identical value tightening
- Auto setting
- Bidirectional
- Anodised aluminium handgrip



TYPE 756

- Adjustable torque screwdriver with scale ring
- "Positive-lock"-system
- Drive type made of stainless steel
- Auto setting
- Bidirectional
- Non-slip rubber handgrip
- EPA > see product



TYPE S 757

- Adjustable torque screwdriver with scale ring
- Auto setting
- Bidirectional
- Anodised aluminium handgrip



TYPE SP 758

- Dial-indicating torque screwdriver with dual scale
- Locking of maximum values / maximum value-display
- Bidirectional
- Anodised aluminium handgrip
- EPA > see product





SCOPE OF DELIVERY

- We supply a 1/4"-1/4"-drive adaptor with all models
- To make work easier, a sliding or removable T-bar is included with several models

SPECIAL MODELS

- Optionally, all torque screwdrivers are also available with a 1/4" male square drive spindle.
- Apart from that: Torque screwdrivers for the medical "clean-room" area are available on request.

PGNS FS
TORQUE SCREWDRIVER TYPE PGNS FS
0.2 - 4.5 N·m / pre-set

Use:
- Controlled screw tightening in the range 0.2 - 4.5 N·m
- Serial manufacture with constant tightening value
- Precision mechanics and industrial manufacturing
- Basic model

Features:

Pre-set torque screwdriver without a scale
- With 1/4" female hexagon drive for use with 1/4" hexagon bits as per DIN 3126 - C 6.3

Working accuracy: +/- 10 % tolerance of the set torque, **without calibration certificate**
- Acc. to DIN EN ISO 6789, traceable to national standards
- Precision mechanism slips very noticeably through when set torque is reached
- For controlled directional tightening, anti-clockwise operation for loosening
- The pre-setting can be made at the factory or by the user on suitable torque testers
- If ordering, please specify the N·m value - if a fixed factory setting is desired (price on request)

Scope of delivery:
- Torque screwdriver type PGNS FS
- Delivered in sturdy cardboard packaging



⬡ "	⬡	cN·m	N·m	⊢mm⊣	kg	Code	No.
1/4	6.3	20-150	0,2-1,5	138	0.198	2927721	PGNS 1.5 FS
1/4	6.3	50-450	0,5-4,5	138	0.198	2927748	PGNS 4.5 FS

PGNP FS
TORQUE SCREWDRIVER TYPE PGNP FS
0.05 - 13.5 N·m / pre-set

Use:
- Controlled screw tightening in the range 0.05 - 13.5 N·m
- Serial manufacture with constant tightening value
- Electronic industry, precision mechanics and industrial manufacturing

Features:

Pre-set torque screwdriver without a scale
- With 1/4" female hexagon drive for use with 1/4" hexagon bits as per DIN 3126 - C 6.3
- Classified to DIN EN ISO 6789:2003 Type II Class F, with a factory certificate allowing for operations to be traced back
- Calibrated to a permitted +/- 6 % deviation of the set torque
- Precision radial ball clutch and cam design for controlled bi-directional tightening
- Precision mechanism slips very noticeably through when set torque is reached
- Automatic resetting to the starting position

Fatigue-free working due to an ergonomic hand grip and a smoth tool reset action
- Calibration stickers can be easily applied to the purpose designed nose
- The pre-setting can be made at the factory or by the user on suitable torque testers
- If ordering, please specify the N·m value - if a fixed factory setting is desired (price on request)

Scope of delivery:
- Torque screwdriver type PGNP FS
- Models 4.5 and 13.5 with additional sliding T-bar for ease of use
- Test certificate acc. to DIN EN ISO 6789
- Delivered in sturdy cardboard packaging





⬡ "	⬡	cN·m	N·m	⊢mm⊣	kg	Code	No.
1/4	6.3	5-25	0,05-0,25	132	0.210	2927756	PGNP 0.25 FS
1/4	6.3	20-150	0,2-1,5	132	0.210	2927764	PGNP 1.5 FS
1/4	6.3	50-450	0,5-4,5	140	0.230	2927772	PGNP 4.5 FS
1/4	6.3	250-1350	2,5-13,5	140	0.230	2927780	PGNP 13.5 FS

PGNE FS
TORQUE SCREWDRIVER TYPE PGNE FS
0.05 - 13.5 N·m / pre-set

Use:
› Controlled screw tightening in the range 0.05 - 13.5 N·m
› Serial manufacture with constant tightening value
› Electronic industry, precision mechanics and industrial manufacturing

Features:
Pre-set torque screwdriver without a scale
› With 1/4" female hexagon drive for use with 1/4" hexagon bits as per DIN 3126 - C 6.3
› Classified to DIN EN ISO 6789:2003 Type II Class F, with a factory certificate allowing for operations to be traced back
› Calibrated to a permitted +/- 6 % deviation of the set torque

EPA-conformant (Electrostatic Protected Area), for use in sensitive electrostatic applications
› Precision radial ball clutch and cam design for controlled bi-directional tightening
› Precision mechanism slips very noticeably through when set torque is reached
› Automatic resetting to the starting position

Fatigue-free working due to an ergonomic hand grip and a smoth tool reset action
› Calibration stickers can be easily applied to the purpose designed nose
› The pre-setting can be made at the factory or by the user on suitable torque testers
› If ordering, please specify the N·m value - if a fixed factory setting is desired (price on request)

Scope of delivery:
› Torque screwdriver type PGNE FS
› Models 4.5 and 13.5 with additional sliding T-bar for ease of use
› Test certificate acc. to DIN EN ISO 6789
› Delivered in sturdy cardboard packaging





⬡"	⬡	cN·m	N·m	mm	kg	Code	No.
1/4	6.3	5-25	0,05-0,25	132	0.210	2927799	PGNE 0.25 FS
1/4	6.3	20-150	0,2-1,5	132	0.210	2927802	PGNE 1.5 FS
1/4	6.3	50-450	0,5-4,5	140	0.230	2927810	PGNE 4.5 FS
1/4	6.3	250-1350	2,5-13,5	140	0.230	2927829	PGNE 13.5 FS

755
TORQUE SCREWDRIVER TYPE FS
0.04-13.6 N·m / pre-set

Use:
› Controlled screw tightening in the range 0.04 - 13.6 N·m
› Serial manufacture with constant tightening value
› Electronic industry, precision mechanics and industrial manufacturing

Features:
› Pre-set torque screwdriver without a scale
› With 1/4" female hexagon drive for use with 1/4" hexagon bits as per DIN 3126 - C 6.3
› With adaptor also suitable for 1/4" square drive sockets as per DIN 3124
› Working accuracy: +/- 6 % tolerance of the set torque
› Acc. to DIN EN ISO 6789, traceable to national standards
› Precision radial ball clutch and cam design for controlled bi-directional tightening
› Precision mechanism slips very noticeably through when the set torque is reached
› Automatic resetting to the starting position
› Lightweight construction by virtue of anodised aluminium handgrips
› The pre-setting can be made at the factory or by the user on suitable torque testers
› If ordering, please specify the N·m value - if a fixed factory setting is desired (price on request)

Scope of delivery:
› Torque screwdriver type 755
› 1/4" square/hexagon drive adaptor (no. 757-20)
› Model 755-05 with additional removable T-bar for ease of use
› Test certificate acc. to DIN EN ISO 6789
› Delivered in sturdy cardboard packaging



755-01



755-02



755-05

⬡"	⬡	■"	■	cN·m	N·m	mm	kg	Code	No.
1/4	6.3	1/4	6.3	4,4-22	0,04-0,22	76	0.050	1471481	755-01
1/4	6.3	1/4	6.3	4,4-22	0,04-0,22	104	0.072	1471473	755-02
1/4	6.3	1/4	6.3	27-135	0,27-1,35	111	0.210	1471465	755-03
1/4	6.3	1/4	6.3	80-400	0,8-4,0	127	0.280	1471457	755-04
1/4	6.3	1/4	6.3		2,8-13,6	137	0.325	1228501	755-05

TORQUE SCREWDRIVERS 756

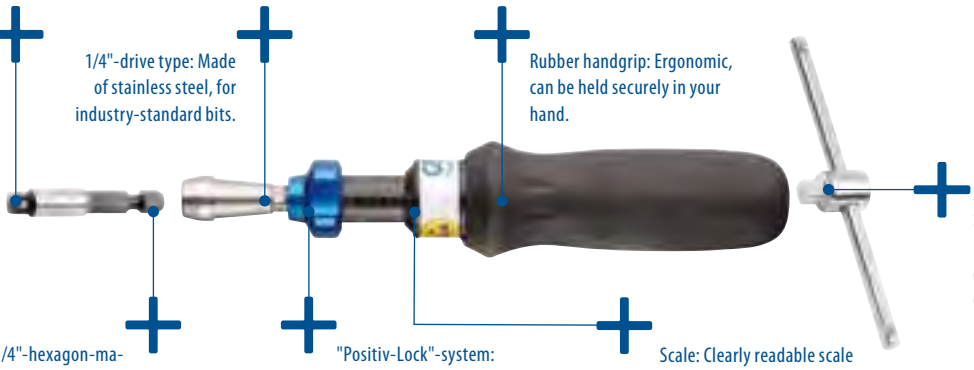

756
TORQUE SCREWDRIVER TYPE S

0.08-9 N·m

Use:
- Controlled screw tightening in the range 0.08 - 9 N·m
- High-speed, controlled tightening enables serial production
- Electrical and electronic hardware industry, instrument-making industry and industrial manufacturing or in quality control

Features:
- Adjustable torque screwdriver - with scale
- With 1/4" female hexagon drive for use with 1/4" hexagon bits as per DIN 3126 - C 6.3
- With adapter also suitable for 1/4" square drive sockets as per DIN 3124
- Actuation accuracy: +/- 6 % tolerance of the set value
- Acc. to DIN EN ISO 6789, traceable to national standards
- Precision radial ball clutch and cam design for controlled bi-directional tightening
- Precision mechanism slips very noticeably through when the set torque is reached
- Automatic resetting to the starting position
- "Positive-Lock" system automatically fixes the set value preventing it from wrong setting.
- 4 models in the range 0.05 N·m to 9 N·m
- Micrometre scaling: 1 cN·m and 0.1 N·m
- Very convenient, lightweight and non-slip rubber handgrip
- EPA-conformant (Electrostatic Protected Area), for use in sensitive electrostatic applications

Scope of delivery:
- Torque wrench type 756
- 1/4" square/hexagon drive adapter (no. 757-20)
- Models 756-06/-09 with additional sliding T-bar for ease of use
- Test certificate acc. to DIN EN ISO 6789
- Delivered in sturdy cardboard packaging



⬡ "	⬡	■ "	■	cN·m	N·m	⟷ mm ⟷			Code	No.
1/4	6.3	1/4	6.3	8-40	0,08-0,4	159	1 cN·m	0.124	1498738	756-00
1/4	6.3	1/4	6.3	24-120	0,24-1,2	183	1 cN·m	0.165	1400150	756-01
1/4	6.3	1/4	6.3	120-600	1,2-6	196	0,1 N·m	0.340	1400169	756-06
1/4	6.3	1/4	6.3	400-900	4-9	196	0,1 Nm	0.340	1400177	756-09

IN 20 ›172



680 - 685 ›252



757
TORQUE SCREWDRIVER TYPE S

0.24-9 N·m

Use:
- Controlled screw tightening in the range 24 cN·m - 9 N·m
- High-speed, controlled tightening enables serial production
- Electrical and electronic hardware industry, instrument-making industry and industrial manufacturing or in quality control

Features:
- Adjustable torque screwdriver with scale
- With 1/4" female hexagon drive for use with 1/4" hexagon bits as per DIN 3126 - C 6.3
- With adaptor also suitable for 1/4" square drive sockets as per DIN 3124
- Working accuracy: +/- 6 % tolerance of the set torque
- Acc. to DIN EN ISO 6789, traceable to national standards
- Precision radial ball clutch and cam design for controlled bi-directional tightening
- Precision mechanism slips very noticeably through when set torque is reached
- Automatic resetting to the starting position
- Locking of the value by means of an adjusting knob
- 3 models in the range 24 cN·m to 9 N·m
- Micrometre scale graduation: 1 cN·m / 0.1 N·m
- Lightweight construction by virtue of anodised aluminium handgrips

Scope of delivery:
- Torque screwdriver type 757
- 1/4" square/hexagon drive adaptor (no. 757-20)
- Models 757-06/-09 with additional sliding T-bar for ease of use
- Test certificate acc. to DIN EN ISO 6789
- Delivered in sturdy cardboard packaging



757-01



757-06



757-09

⬡"	⬡	■"	■	cN·m	N·m	⊢mm⊣		kg	Code	No.
1/4	6.3	1/4	6.3	24-120	0,24-1,2	169	1,0 cN·m	0.165	7718050	757-01
1/4	6.3	1/4	6.3	120-600	1,2-6	184	0,1 N·m	0.400	7718130	757-06
1/4	6.3	1/4	6.3	400-900	4-9	184	0,1 N·m	0.400	7718210	757-09

758
TORQUE SCREWDRIVER TYPE SP

10-500 cN·m / 14 ozf·in - 40 lbf·in

Use:
- In the torque range 0.1 - 5.0 N·m
- For test and installation work in the electrical and electronic hardware industry, instrument-making industry and industrial manufacturing or in quality control

Features:
- Dial-indicating torque and test screwdriver - with dual scale (cN·m/ozf·in/lbf·in)
- With 1/4" female hexagon drive for use with 1/4" hexagon bits as per DIN 3126 - C 6.3
- With adapter also suitable for 1/4" square drive sockets as per DIN 3124
- Display accuracy: +/- 6 % tolerance of the indicated value
- Acc. to DIN EN ISO 6789, traceable to national standards
- For controlled bi-directional tightening
- With slave-pointer function
- For locking of maximum values / maximum-value display
- 4 models in the range 0.1 N·m to 5.0 N·m
- Lightweight construction by virtue of anodised aluminium handgrips
- EPA-conformant (Electrostatic Protected Area), for use in sensitive electrostatic applications

Scope of delivery:
- Torque screwdriver type 758
- 1/4" square/hexagon drive adapter (no. 757-20)
- Models 758-25/-50 with additional sliding T-bar for ease of use
- Test certificate acc. to DIN EN ISO 6789
- Delivered in sturdy cardboard packaging







⬡"	⬡	■"	■	cN·m	N·m	ozf·in / lbf·in	⊢mm⊣		kg	Code	No.
1/4	6.3	1/4	6.3	10-50	0,1-0,5	14-70 ozf·in	178	2 cN·m / 2 ozf·in	0.190	7096380	758-05
1/4	6.3	1/4	6.3	20-100	0,2-1	28-140 ozf·in	178	5 cN·m / 5 ozf·in	0.190	7096460	758-10
1/4	6.3	1/4	6.3	50-250	0,5-2,5	4-20 lbf·in	250	10 cN·m / 0,5 lbf·in	0.465	7096540	758-25
1/4	6.3	1/4	6.3	100-500	1,0-5,0	8-40 lbf·in	250	20 cN·m / 1 lbf·in	0.465	7096620	758-50

TSN SLIPPER

Pre-set ratchet head torque wrench with automatic actuation and slip function. Over-tightening is not possible.

Integrated ratchet function
Particularly dependable ratchet having 36 teeth (759-00/-01) or 48 teeth (759-02/-03). Slip-through function guarantees controlled and safe screw tightening, even in hard-to-access locations.

High repeatability
Guarantees constant tightening torques.

Rubber handgrip
Ergonomic and pleasant to hold in your hand. Prevents slipping.



Robust casting part
Made of corrosion-resistant, rustproof material.

Output square drive
Made of quality steel with ball-locking mechanism

Working principle
TSN SLIPPER

When the pre-set torque value is achieved, the mechanism slips through over the ball (without the possibility of over-tightening). The torque wrench is then immediately ready for the next operation.



Technical information
TSN SLIPPER & TBN BREAKER

All TSN SLIPPER and TBN BREAKER torque wrenches (apart from 760-00/-01) are fitted with the patented "Mechanical Torque Adjustment Locking Device" to modify torque tester.



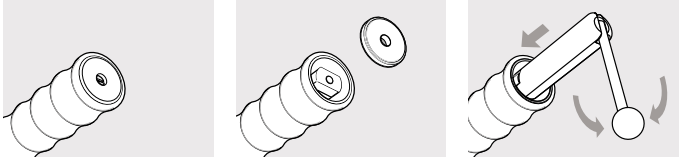

759
TORQUE WRENCH TSN SLIPPER

5-125 N·m / pre-set

Use:
- Controlled screw tightening in the range 5 - 125 N·m
- Serial / production-line assembling
- Extremely long-term work

Features:
- Pre-set production torque wrench - without scale
- 1/4", 3/8" or 1/2" square drive with ball locking device
- With integrated ratchet-function for controlled clockwise tightening
- Working accuracy: +/- 4 % tolerance of the set torque
- Acc. to DIN EN ISO 6789, traceable to national standards
- Precision mechanism slips very noticeably and audibly ("click") when the pre-set value is achieved - over-tightening is not possible
- Automatic resetting to the starting position
- Lightweight yet robust and corrosion-resistant construction design
- Very convenient non-slip rubber handgrip
- The pre-setting can be made at the factory or by the user on suitable torque testers
- If ordering, please specify the N·m value - if a factory pre-setting is desired (price on request)
- EPA-conformant (Electrostatic Protected Area), for use in sensitive electrostatic applications

Scope of delivery:
- Torque wrench type TSN SLIPPER
- Special adjusting key for changing the pre-set torque value
- Test certificate acc. to DIN EN ISO 6789
- Delivered in sturdy cardboard packaging



- TSN SLIPPER - the pre-set production torque wrench (without scale).
- With this torque wrench, accidental adjustment while working is ruled out.
- The state-of-the-art lightweight production wrenches "slip" through as soon as the set torque is achieved.
- Over-tightening is impossible.
- The ideal torque tool for all jobs where for a longer time only one tightening torque value is required.
- The automatic resetting and integrated ratchet are the ideal assistance for working swiftly.

- TSNs for counter-clockwise tightening, bi-directional tightening without a ratchet-function or as a VDE-Wrench can be manufactured specially - on request.

■"	■	N·m	⊢◂ mm ▸⊣	kg	Code	No.
1/4	6.3	5-25	216	0.340	7091900	759-00
3/8	10.0	5-25	216	0.340	7092040	759-01
3/8	10.0	15-55	324	0.800	7092120	759-02
1/2	12.5	40-125	460	1.360	7092200	759-03

761
TORQUE WRENCH TSP SLIPPER

1-10 N·m / pre-set

Use:
- Controlled screw tightening in the range 1 - 10 N·m
- Ideal for assembly work where controlled tightening with low torque values is required (e.g. electronic hardware sector, precision mechanics etc.)

Features:
- Pre-set production torque wrench - without scale
- 1/4" square drive with ball locking device
- With integrated ratchet-function for controlled clockwise tightening
- Working accuracy: +/- 6 % tolerance of the set torque
- Acc. to DIN EN ISO 6789, traceable to national standards
- Precision mechanism slips very noticeably and audibly ("click") when the pre-set value is reached - over-tightening is not possible
- Automatic resetting to the starting position
- 2 models in the range 1 N·m to 10 N·m
- Extremely lightweight yet robust and corrosion-resistant construction design
- Very convenient non-slip rubber handgrip
- EPA-conformant (Electrostatic Protected Area), for use in sensitive electrostatic applications
- The pre-setting can be made at the factory or by the user on suitable torque testers
- If ordering, please specify the N·m value - if a fixed factory pre-setting is desired (price on request)

Scope of delivery:
- Torque wrench type TSP SLIPPER
- Adjusting tool for changing the pre-set torque value
- Test certificate acc. to DIN EN ISO 6789
- Delivered in sturdy cardboard packaging



- TSP SLIPPER - the pre-set production torque wrench (without scale) for the lower torque range 1 - 10 N·m.
- Accidental adjustment while working is ruled out.
- The built-in ratchet with clockwise tightening and the corrosion-resistant lightweight construction design make this torque wrench the optimum working partner for quick and controlled screw tightening.
- The integrated slipping mechanism reliably prevents over-tightening - the guarantee for high repeatability and controlled tightening values.

■"	■	N·m	⊢mm⊣	kg	Code	No.
1/4	6.3	1-5	185	0.190	1196650	761-05
1/4	6.3	2-10	185	0.190	1196731	761-10

762
TORQUE WRENCH TSC SLIPPER

1-10 N·m

Use:
- Controlled screw tightening in the range 1 - 10 N·m
- Ideal for assembly work where controlled tightening with low torque values is required (e.g. electronic hardware sector, precision mechanics etc.)

Features:
- Adjustable torque wrench - with scale
- 1/4" square drive with ball locking device
- With integrated ratchet-head function for controlled clockwise tightening
- Working accuracy: +/- 6 % tolerance of set torque
- Acc. to DIN EN ISO 6789, traceable to national standards
- Precision mechanism slips very noticeably and audibly ("click") when the set torque is reached - over-tightening is not possible
- Automatic resetting to the starting position
- Micrometre scale graduation: 0.05 N·m / 0.1 N·m
- 2 models in the range 1 N·m to 10 N·m
- Extremely lightweight yet robust and corrosion-resistant construction design
- Very convenient non-slip rubber handgrip
- EPA-conformant (Electrostatic Protected Area), for use in sensitive electrostatic applications

Scope of delivery:
- Torque wrench type TSC SLIPPER
- Test certificate acc. to DIN EN ISO 6789
- Delivered in sturdy cardboard packaging



- The scale is situated on the body tube.
- The setting is made by rotating the unlocked handgrip with the integrated micrometre ring.
- **TSCSLIPPER** - the adjustable torque wrenches (with scale) for the lower torque range 1 - 10 N·m.
- The built-in ratchet with clockwise tightening and the corrosion-resistant lightweight construction design make this torque wrench the optimum working partner for quick and controlled screw tightening.
- The integrated slipping mechanism reliably prevents over-tightening - the guarantee for high repeatability and controlled tightening values.

■"	■	N·m	⊢mm⊣	⊔	kg	Code	No.
1/4	6.3	1-5	195	0,05 N·m	0.235	1196480	762-05
1/4	6.3	2-10	195	0,1 N·m	0.235	1196510	762-10

TBN BREAKER

Pre-set torque wrench with automatic snap actuation. Torque wrench offering maximum accuracy. Guaranteed tightening values without over-tightening.

Drive
16 mm spigot end or 9x12 mm rectangular cavity made of quality steel with pin-locking mechanism

Breaking
All TBN breaking torque wrenches break by 20° at the pivot point when the set torque is achieved. The models 760-00/-01 can also be set to a breaking angle of 90°.



Rubber handgrip: Ergonomic and pleasant to hold in your hand. Prevents slipping.

Lightweight steel tube
Firm, solid, and free of corrosion

Patented mechanism
Guarantees a long product lifespan with guaranteed accuracy values



TBN Knicker
⑯
5 - 135 N·m



TBN Knicker
9x12
0,2 - 135 N·m



As an option, we also manufacture the TBN BREAKER models 760-00/-01 with interchangeable fittings directly positioned on the tool.

Working principle
TBN BREAKER

When the TBN breaking torque wrench is operated, the rear section of the driver unit presses the roller. When the pre-set torque value is achieved, the lever switches over and the front section of the drive unit breaks.

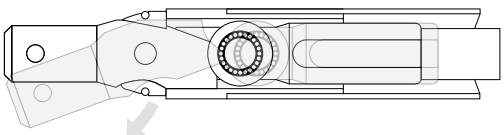

Technical information
TBN BREAKER

TBN BREAKER 760-00/-01 values are changed using the "Double Positive" adjustment system.



760
BREAKING TORQUE WRENCH TBN

0.4-135 N·m / 1.8-1195 lbf·in / pre-set

Use:
- Controlled screw tightening in the range 0.4 - 135 N·m
- Serial / production-line assembling
- Extremely long-term work

Features:
- Pre-set production torque wrench - without scale
- With 9x12 mm rectangular-cavity-end or 16 mm spigot-end
- For bi-directional tightening (the wrench only has to be turned by 180°!)
- Working accuracy: +/- 4 % tolerance of the set torque
- Acc. to DIN EN ISO 6789, traceable to national standards
- Breaking of the handgrip by 20° (90° also possible in the case of no. 760-00/-01) when the pre-set torque value is achieved makes over-tightening unlikely
- Automatic resetting to the starting position
- Lightweight yet robust and corrosion-resistant construction design
- Very convenient non-slip rubber handgrip
- No. 760-00/-01: EPA (Electrostatic Protected Area) compliant
- The pre-setting can be made at the factory or by the user on suitable torque testers
- If ordering, please specify the N·m value - if a fixed factory pre-setting is desired (price on request)

Scope of delivery:
- TBN breaking torque wrench
- Adjusting tool for changing the pre-set torque value
- Test certificate acc. to DIN EN ISO 6789
- Delivered in sturdy cardboard packaging


760-00


760-35


760-50

- TBN breaking torque wrench - the pre-set production torque wrench (without scale).
- With this torque wrench, accidental adjustment while working is ruled out.
- The state-of-the-art lightweight production wrenches "break" as soon as the set torque is achieved.
- Over-tightening is unlikely.
- The ideal torque tool for all jobs where for a longer time only one tightening torque value is required.
- For this reason, it is optimally suited for large series.
- However, the TBN breaking torque wrench is also ideal when varying tightening values are required.

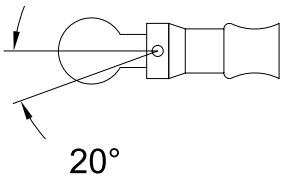

□mm	Ø	N·m	lbf·in	EPA	⟷mm⟷	kg	Code	No.
9 x 12		0,4-2,0	1,8-18	x	105	0.110	7090690	760-00
9 x 12		2-10	17,8-89	x	105	0.130	7090770	760-01
	16	5-25	44-221		265	0.405	1824686	760-30
9 x 12		5-25	44-221		265	0.405	1824694	760-35
	16	13-65	115-575		302	0.745	1824708	760-40
9 x 12		13-65	115-575		302	0.745	1824716	760-45
	16	27-135	239-1195		408	1.027	1824724	760-50
9 x 12		27-135	239-1195		408	0.830	7092630	760-11

Torque wrench Type 88

8800
TORQUE WRENCH TYPE 88
100-1500 N·m / 70-1000 lbf·ft

Use:
- Controlled screw tightening in the range 100 - 1500 N·m
- Industry and vehicle sector (lorries, industrial vehicles), machine maintenance

Features:
- Adjustable torque wrench - with scale
- 3/4"square drive with integrated ratchet-function or 22 mm spigot-end
- Suitable for bi-directional tightening on account of push-through square drive
- Working accuracy: +/- 4 % tolerance of the value setting
- Acc. to DIN EN ISO 6789, traceable to national standards
- Breaking mechanism as an actuation signal which can be seen and felt and makes over-tightening unlikely
- Dual scale in N·m and lbf·ft
- 5 models in the range 100 - 1500 N·m

Scope of delivery:
- Type 88 breaking torque wrench
- Operating instructions are provided on a label on the torque wrench
- Test certificate acc. to DIN EN ISO 6789
- Delivered in sturdy cardboard packaging



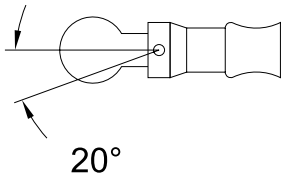

■"	■	Ø	N·m	lbf·ft	mm		kg	Code	No.
3/4	20		100-500	70-350	915	10 N·m	5.5	7715700	8800-01
3/4	20		150-700	100-500	1090	10 N·m	6.0	7715890	8800-02
3/4	20		300-1000	200-750	1470	20 N·m	7.3	7716000	8800-03
3/4	20		700-1500	500-1000	1470	25 N·m	10.5	7716190	8800-04
		22	130-550	100-400	915	10 N·m	4.8	7716270	8800-06

Torque wrench Type 83

TORQUE WRENCHES WITH SLAVE POINTER IDEAL FOR TEST, CONTROL AND MAINTENANCE WORK



Clear product identification: Provided by the type plate/lable. The article number and the serial number always ensure traceability in the scope of your test- and checking-tool management.

Practical handgrip: Handgrip shaped in accordance with the most recent ergonomic findings. Resistant to grease and oil.

Solid tube: Light-metal tube with plastic sleeving.

Integrated ratchet spindle: With double square drive enables high-speed bi-directional tightening.

Dual scale: N·m and lbf·in/lbf·ft with main and slave pointers, protected by a strong window made of Trogamid "T".

FEATURES



The working principle of the torque wrench with slave pointer type 83

8301 - 8305
TORQUE WRENCH WITH SLAVE POINTER TYPE 83

0.8-2000 N·m / 7 lbf·in - 1500 lbf·ft

Use:
- Controlled tightening and verification of tightening values
- For use in all areas of industrial manufacturing and in quality control
- Working ranges of 0.8 to 2000 N·m are covered

Features:
- Dial-indicating torque wrench with dual scale and multi-functional slave pointer
- 1/4", 3/8", 1/2", 3/4" or 1" double-square drive with ball locking device for controlled bi-directional tightening
- Models 8301-04 to 8304-80: With integrated ratchet-function
- For controlled screw tightening and torque measurements
- Working accuracy: +/- 4 % tolerance of the indicated torque
- Acc. to DIN EN ISO 6789, traceable to national standards
- With dual scale in N·m and lbf·in or lbf·ft double-tinted clearly readable face
- Integrated overload protection - mechanical stop up to max. 25 % overload of the maximum value
- Housing made of lightweight, robust special aluminium construction - lacquered, silver-grey
- Black, non-slip rubber handgrips
- **Models 8301-04 to 8301-40: EPA-conformant (Electrostatic Protected Area), for use in sensitive electrostatic applications**
- Audio-visual signal is standard on models 8303-40 to 8305-20

Scope of delivery:
- Dial-measuring torque wrench type 83
- Battery (models 8303-40 to 8305-20)
- Test certificate acc. to DIN EN ISO 6789
- Delivered in a sturdy black plastic box (no. 8301-04 to 8302-20), otherwise in sturdy cardboard packaging (no. 8303-40 to 8305-20)



8305-14



8305-20

Type	■"	■	N·m	lbf·in	lbf·ft	EPA	mm		Height	kg	Code	No.
	1/4	6,3	0,8-4	7-35		x	244	0,1 N·m / 1 lbf·in	61	0,5	7651390	8301-04
	1/4	6,3	2,4-12	22-120		x	244	0,5 N·m / 2 lbf·in	61	0,5	7651470	8301-12
	3/8	10,0	5-25	44-240		x	244	1 N·m / 10 lbf·in	69	0,5	7651550	8301-25
	3/8	10,0	8-40	72-360		x	244	1 N·m / 10 lbf·in	69	0,5	7651630	8301-40
	1/2	12,5	16-80		12-60		435	2 N·m / 1 lbf·ft	86	1,4	7651710	8302-08
	1/2	12,5	40-200		30-160		515	5 N·m / 5 lbf·ft	86	1,4	7651980	8302-20
	3/4	20,0	80-400		60-300		710	10 N·m / 10 lbf·ft	111	3,2	7652280	8303-40
	3/4	20,0	160-800		120-600		1000	20 N·m / 20 lbf·ft	123	4,8	7652010	8304-80
	1	25,0	280-1400		200-1000		2040	25 N·m / 25 lbf·ft	138	16,7	1196790	8305-14
	1	25,0	400-2000		300-1500		2040	50 N·m / 50 lbf·ft	138	16,7	1196804	8305-20

ELECTRONIC TORQUE WRENCH E-TORC Q

Powerful. Variable.
Holders: Rectangular-cavity SE 9x12 (E-torc Q 100) and SE 14x18 (E-torc Q 200, 300)

Extensively. Resilient.
Large TFT graphics display of a 109 mm (4.3") diagonal with touch function. This makes a gloves operation possible.

Ergonomic. Safe.
The ergonomic handle ensures easy, safe handling - even with large tightening torques.



Flexible. Positional.
Easy-to-handle: Housing-oriented tool holding fixture rotatable through 60° in both directions (120°)

Intuitive. Visible.
Touch function or six hardware keys for intuitive user software operating and, in addition, an extremely robust enter key.

High-performance lithium-ion rechargeable battery with rapid changing system



Communication to the high-capacity PC user software or attachment to CAQ systems (optional)



Charging unit for two lithium-ion rechargeable batteries (optional)

All the standard measurement methods:
- Torque
- Torque/rotary angle
- Loosening/tightening
- First movement
- Yield point
- High measurement accuracy e.g. torque +/- 1 %, +/- 1 digit

- Virtual progress bar for torque and angle



- Clear depiction of the measurement results



- A variety of users and a user account management can be set up
- Management of fitting and depth gauge parameters
- Measured value compilation and assessment



- Graph representation and evaluation directly possible at E-torc Q



- Wireless (Wi-Fi 2.4 and 5 GHz) or USB mini interface for communication purposes
- Acoustic, visual or vibration-induced signalling
- Touch screen for clear objective input



- Operating with workflows



- 2D scanner (optional) for reading in barcodes and QR codes

Only available in Germany, Austria and Switzerland. Further information from: GEDORE TorqueTech GmbH & Co. KG, Solingen

Electronic Torque Wrenches

ET2SA
ELECTRONIC TORQUE WRENCH E-TORC
2-1000 N·m / 1.5-750 lbf·ft, with rotary angle measurement

Tightening check for torque/rotary angle:
- Optical, acoustic and sensory signalling on reaching the set bolting parameter/with additional visualisation of screw tightening by means of LED progress bar.
- Software-enabling graphics evaluation.
- Marked contrast graphics display with backdrop lighting

Drive:
- Spigot end 22/28 mm, 1/4" square drive or 9x12/14x18 mm rectangular cavity with pin-locking mechanism. The installation size determines the drive (model-dependent)
- ET2SKA 150 and ET2SKA 300 incl. 1/2" rectangular reversible ratchet head
- For hard-to-access places and given not enough room.
- Special tools on request.

Light and pleasant:
- The aluminium housing and ergonomic handle ensure easy, safe handling - even with large tightening torques.
- Tool holding fixture, as from ET2SKA 150 120° rotatable to the aluminium housing

Function keys:
- Easy to use
- Key pressure taring
- Side ergonomic operating key
- Convertible from N·m to lbf·ft via software

Fields of operation:
- Mini-batch assembly
- Quality assurance
- Test labs and testing departments
- Emergency strategies for bolting stations
- Corrective work places
- Inspection and analysis of bolted connections

Version:
- Large field of operation: 5 models in the range from 2 to 1000 N·m
- Tool holding fixture 1/4" square, 9x12, 14x18 rectangular cavity with pin-locking mechanism, 22 and 28 mm spigot end
- Signalling: visual (LED progress bar), acoustic (beep), sensory (vibration)
- Tool holding fixture, as of ET2SKA 150 120° rotatable to the aluminium housing
- Traceable to national standards
- Torque reading precision +/- 1 %, +/- 1 digit from reading figure
- Factory certificate as per DIN ISO 6789 Type I Class C
- Optional certificate as per DAkkS-DKD-R 3-7
- Rotary angle calibration based on VDI 2648 Sheet 2
- Backlit graphic display
- Input of depth gauges for a variety of attachment tools
- Power supply: Battery or rechargeable battery operation

Evaluation:
- Reading a max. 2,000 data records
- Serial interface RS232 for PC (USB adapter enclosed)
- Comprehensive documentation of all screw parameters

Scope of delivery:
- Electronic torque wrench Etorc2S/A
- Operating instructions with brief guide
- Test certificate acc. to DIN EN ISO 6789:2003 Type I Class C
- 2 standard Mignon AA batteries
- Evaluating software and data transmission cable RS232 and USB
- ET2SKA 150 and ET2SKA 300 incl. 1/2" rectangular reversible ratchet head
- Delivered in a robust sheet-metal case with insert





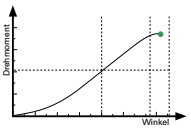

Torque/Angle


Editor


Parameter


Main screen


Settings


Curve diagram



■"	■	□mm	Ø	N·m	lbf·ft	lw	a	b	c	d	kg	Code	No.
1/4	6.3			2-25	1,5-18	275	35	45		347	0.8	2795493	ET2SKA 25
1/2	12.5	9 x 12		10-150	7-111	457	35	45	17.5	514	1.3	2795612	ET2SKA 150
1/2	12.5	14 x 18		30-300	22-221	696	35	45	25.0	753	1.8	2795620	ET2SKA 300
			22	100-600	74-443	990	35	45	56.0	1055	3.2	2795639	ET2SZA 600
			28	100-1000	74-750	1423	40	45	75.0	1488	5.7	2795655	ET2SZA 1000

TT3KH
ELECTRONIC TORQUE WRENCH TORCOTRONIC III
10-350 N·m / 7.4-258.2 lbf·ft

Use:
- For everyday requirements in installation and torque control
- For use in all areas of manufacturing and development

Features:
- Microprocessor-controlled, electronic torque wrench
- For controlled bi-directional tightening
- Acc. to DIN EN ISO 6789, traceable to national standards
- Robust workshop design
- Broad measurement range in N·m, can be switched to lbf·ft
- With 1/2" reversible ratchet. The ratchet is exchangeable, providing the option of using a 9x12 mm (TT3H 120) or 14x18 mm (TT3H 350) square socket

Characteristics:
- Torque and torque angle measure
- 5 different measuring modes
- 5 parameters storable
- USB interface for data exchange
- 2000 storage places
- Measurement accuracy torque +/- 1 %, +/- 1 digit
- Measurement accuracy torque angle +/- 1 %, but min. +/- 1° on 360° with min. 4°/sec
- Different depth gauges for end fittings programmable
- Simple to operate with easy to understand Icon-menu navigation and 4 functional keys
- Clearly readable, illuminated LCD display
- Resolution torque: 0.1 N·m
- Resolution torque angle: 0.1°
- PC-software easy to operate for uncomplicated programming and documentation of data
- Data can be transfered to MS Excel®
- Keyboard lock
- Operation with standard Mignon AA or optional with rechargeable-battery (NiMH)
- Visual signal: 3x LED (yellow, green, red)
- Acoustic signal: buzzer
- TÜV certified, CE and RoHS
- 2 models in the range 10 - 350 N·m
- Test certificate acc. to DIN EN ISO 6789:2003 Type I Class C
- Calibration to DAkkS-DKD-R 3-7, Class 1 (on request)

Scope of delivery:
- Electronic torque wrench TorcoTronic III HighLine
- Reversible ratchet 1/2"
- USB cable
- Software on CD-R
- Test certificate acc. to DIN EN ISO 6789:2003 Type I Class C
- Delivered in a transparent plastic box with insert

Attention:
- A PC, running a Windows® operating system (from Windows XP®) is required to obtain the full benefit of all the functions of this product.




Main menu


Settings


Parameter


Evaluation

■"	■	□mm	N·m	lbf·ft	kg	Code	No.
1/2	12.5	9 x 12	10-120	7,4-88,5	0.9	2648636	TT3KH 120
1/2	12.5	14 x 18	70-350	51,6-258,2	1.2	2648644	TT3KH 350

Torque calibration analysers

8612
ELECTRONIC TORQUE TESTER DREMOTEST E

0.2-3150 N·m / 1.8 lbf·in - 2323 lbf·ft

- For verifying and setting clockwise torque wrenches and torque screwdrivers
- Simple, electronic torque tester with integrated torque transducer (DMS)
- 5 models in the range from 0.2 to 3150 N·m
- With fixed hexagon female drive 1/4", 10, 17, 36, 46 mm or 1.1/2" square drive adaptor (model dependent)
- With 1/4", 3/8", 1/2", 3/4", 1" square drive adaptor or bit adaptor (model dependent)
- High measurement accuracy: +/- 1 % tolerance of reading, +/- 1 digit
- Break-Point-measurement (1st peak)
- Autoreset
- Can be switched from N·m to lbf·ft
- Serial interface RS232
- Optionally available: adaptor for cigarette lighter socket (12 V), no. 8612-390

Scope of delivery:
- Electronic torque tester
- RS232 cable
- Power supply unit
- 100 - 240 V, 50 - 60 Hz, max. 500 mA (see type plate)
- 2 sockets (size and drive model-dependent)
- Adaptor for 8612-3150
- Operating instructions
- Packaging



8612-300


8612-3150

N·m	lbf·in	lbf·ft	⬡	Resolution	Adaptor □	kg	Code	No.
0,2-12	1,8-106		6.3	0,001	1/4", 3/8"	3.0	2288311	8612-012
0,9-55		0,7-40,6	10.0	0,01	1/4", 3/8"	3.0	1947699	8612-050
9-320		7-236	17.0	0,1	3/8", 1/2"	3.0	1856111	8612-300
90-1100		66-811	36.0	1	1/2", 3/4"	10.0	1947702	8612-1000
500-3150		369-2323		1	1"	26.0	2529858	8612-3150

OPTIONAL ACCESSORIES:

Description	kg	Code	No.
Adaptor for cigarette lighter socket	0.150	1878719	8612-390

Torsion test device E-tp

ETP
ELECTRONIC TORSION TEST DEVICE

- For testing, and verifying clockwise and anti-clockwise torque wrenches
- 5 models in the range of 0.5 to 3150 N·m
- Vertical and horizontal testing according to DIN EN ISO 6789
- Electronic torque tester integrated with measurement electronics
- Robust housing from aluminium cast with separate or detachable operating display
- Serial interface RS232 for PC
- Traceable to national standards
- ETP 15 with integrated overload protection and tool for manual resetting after unintended overload
- Torque reading precision +/- 1 %, +/- 1 digit from reading figure
- Factory certificate based on VDI 2646
- Optional certificate as per DAkkS-DKD-R 3-8
- A large LC graphic display
- Wide measuring range in N·m, can be switched to cN·m, lbf·ft or lbf·in (model dependant)
- Power supply unit with EURO plug (UK, US, AUS-adaptor on request)
- Accessories: Operating display, display holder incl. cable, software incl. connection cable for PC



□"	□	N·m	lbf·ft	Resolution	Adaptor	kg	Code	No.
1/4	6.3	0,5-15	0,4-11	0,001 N·m	-	4.8	2795663	ETP 15
1/2	12.5	4-100	3-74	0,01 N·m	1/4", 3/8"	10.0	2795701	ETP 100
3/4	20.0	20-500	14,8-369	0,1 N·m	3/8", 1/2"	10.3	2795728	ETP 500
3/4	20.0	50-1000	36,9-737,6	0,1 N·m	3/8", 1/2"	10.3	2795868	ETP 1000
1.1/2	40.0	300-3150	221-2323	1,0 N·m	3/4", 1"	26.8	2795884	ETP 3150

ETPG
BASIC HOUSING

- From aluminium cast (except ETP3150)
- Serial interface RS232 for PC
- Traceable to national standards with factory certificate
- High measurement accuracy: +/- 1 % tolerance of reading, +/- 1 digit
- ETPG 15 with integrated overload protection and tool for manual resetting after unintended overload
- Wide measuring range in N·m, can be switched to cN·m, lbf·ft or lbf·in
- Power supply unit with EURO plug (UK, US, AUS-adaptor on request)



□"	□	N·m	lbf·ft	Resolution	Adaptor	kg	Code	No.
1/4	6.3	0,5-15	0,4-11	0,001 N·m	-	4.0	2795892	ETPG 15
1/2	12.5	4-100	3-74	0,01 N·m	1/4", 3/8"	9.2	2795906	ETPG 100
3/4	20.0	20-500	14,8-369	0,1 N·m	3/8", 1/2"	9.5	2795914	ETPG 500
3/4	20.0	50-1000	36,9-737,6	0,1 N·m	3/8", 1/2"	9.5	2795930	ETPG 1000
1.1/2	40.0	300-3150	221-2323	1,0 N·m	3/4", 1"	26.0	2795957	ETPG 3150

Torque angle indicator

TORQUE ANGLE INDICATOR 8200

- When using torque angle indicator no. 8200, please note: The maximum output of the torque wrenches must not be passed. Please ensure that the maximum load capacity of the square drive including the values achieved by angle-regulated tightening is not exceeded:
- 1/2" max. approx. 390 N·m
- 3/4" max. approx. 1330 N·m

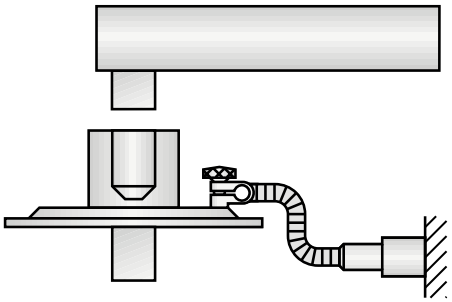

8200
TORQUE ANGLE INDICATOR

Use:
- Additional angle-regulated tightening for controlled torque and angle activation

Features:
- Torque angle indicator with 1/2" or 3/4" square drive
- For additional precise angle tightening (0 - 360°)
- 1/2" square drive with ball locking device or 3/4" square drive with pin locking device
- No. 8200-01/-02 models with sliding magnetic and gripping arm
- No. 8200-11 only with magnetic arm - simple design
- To operate with a suitable torque wrench
- The maximum output of the torque wrench must not be passed

Scope of delivery:
- Torque angle indicator
- Delivered in a strong plastic case (no. 8200-01/-02), model no. 8200-11 in sturdy hard cardboard packaging



8200-01



8200-02



8200-11

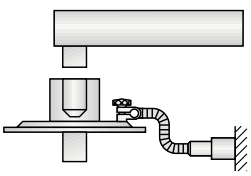

■"	□"	∅ mm	∠ °	kg	Code	No.
1/2	1/2	80	0-360	0.330	1195980	8200-01
1/2	1/2	82	0-360	0.330	7718480	8200-11
3/4	3/4	120	0-360	0.530	7716510	8200-02

Accessories

End fittings 16 Z

8791 (MM)
OPEN END FITTING
16 Z

- For accessing bolts in cramped and hard-to-reach locations, easy to change
- Forged
- Chrome-vanadium steel, matt chrome-plated
- With eject-pin for unlocking



mm	Ø	mm	mm	Depth gauge	kg	Code	No.
7	16	5	20.5	32	0.080	7774470	8791-07
8	16	5	20.5	32	0.080	7774550	8791-08
9	16	5	20.5	32	0.080	7774630	8791-09
10	16	7	29.0	32	0.090	7710070	8791-10
11	16	7	29.0	32	0.090	7710150	8791-11
12	16	7	29.0	32	0.090	7676890	8791-12
13	16	8	34.5	32	0.120	7710230	8791-13
14	16	8	34.5	32	0.120	7710310	8791-14
15	16	8	34.5	32	0.120	7710580	8791-15
16	16	9	41.5	32	0.160	7710660	8791-16
17	16	9	41.5	32	0.160	7710740	8791-17
18	16	9	41.5	32	0.160	7676970	8791-18
19	16	10	45.0	32	0.180	7710820	8791-19

mm	Ø	mm	mm	Depth gauge	kg	Code	No.
20	16	10	45.0	32	0.180	7710900	8791-20
21	16	10	45.0	32	0.180	7677000	8791-21
22	16	11	56.0	32	0.220	7711040	8791-22
23	16	11	56.0	32	0.220	1977164	8791-23
24	16	11	56.0	32	0.220	7711120	8791-24
25	16	11	56.0	32	0.220	1552279	8791-25
26	16	11	56.0	32	0.220	1552287	8791-26
27	16	12	60.5	32	0.260	7711200	8791-27
28	16	12	68.0	32	0.300	1207008	8791-28
29	16	12	68.0	32	0.300	1552309	8791-29
30	16	12	68.0	32	0.300	7774710	8791-30
32	16	12	68.0	32	0.300	7774980	8791-32
36	16	12	68.0	32	0.300	1552317	8791-36

8791 (AF)
OPEN END FITTING
16 Z

- For accessing bolts in cramped and hard-to-reach locations, easy to change
- Forged
- Chrome-vanadium steel, matt chrome-plated
- With eject-pin for unlocking



"AF	Ø	mm	mm	Depth gauge	kg	Code	No.
1/4	16	5	20.5	32	0.090	1211421	8791-1/4AF
5/16	16	5	20.5	32	0.080	7720030	8791-5/16AF
3/8	16	7	29.0	32	0.090	1211447	8791-3/8AF
7/16	16	7	29.0	32	0.090	7720110	8791-7/16AF
1/2	16	8	34.5	32	0.090	7720380	8791-1/2AF
9/16	16	8	34.5	32	0.120	7720460	8791-9/16AF
5/8	16	9	41.5	32	0.160	7720540	8791-5/8AF
11/16	16	9	41.5	32	0.160	7720620	8791-11/16AF
3/4	16	10	45.0	32	0.180	7720700	8791-3/4AF
13/16	16	10	45.0	32	0.090	1211439	8791-13/16AF
7/8	16	11	56.0	32	0.220	7720890	8791-7/8AF
15/16	16	11	56.0	32	0.220	7720970	8791-15/16AF

"AF	Ø	mm	mm	Depth gauge	kg	Code	No.
1	16	11	56.0	32	0.220	7721000	8791-1AF
1.1/16	16	12	60.5	32	0.260	7721190	8791-1.1/16AF
1.1/8	16	12	68.0	32	0.300	7721270	8791-1.1/8AF
1.3/16	16	12	68.0	32	0.300	7776170	8791-1.3/16AF
1.1/4	16	12	68.0	32	0.300	7776250	8791-1.1/4AF
1.5/16	16	12	68.0	32	0.300	7776330	8791-1.5/16AF

8792 (MM)
RING END FITTING
16 Z

- For accessing bolts in cramped and hard-to-reach locations, easy to change
- Forged
- Chrome-vanadium steel, matt chrome-plated
- With eject-pin for unlocking



mm	Ø	mm	mm	Depth gauge	kg	Code	No.
7	16	8	15.0	32	0.090	7775010	8792-07
8	16	8	15.0	32	0.090	7775280	8792-08
9	16	8	15.0	32	0.090	7775360	8792-09
10	16	10	19.5	32	0.100	7712600	8792-10
11	16	10	19.5	32	0.100	7712790	8792-11
12	16	10	19.5	32	0.100	7677190	8792-12
13	16	12	23.5	32	0.140	7712870	8792-13
14	16	12	23.5	32	0.140	7712950	8792-14
15	16	12	23.5	32	0.140	7713090	8792-15
16	16	13	28.5	32	0.180	7713170	8792-16

mm	Ø	mm	mm	Depth gauge	kg	Code	No.
17	16	13	28.5	32	0.180	7713250	8792-17
18	16	13	28.5	32	0.180	7677270	8792-18
19	16	14	31.5	32	0.210	7713330	8792-19
20	16	14	31.5	32	0.210	7713410	8792-20
21	16	14	31.5	32	0.210	7677350	8792-21
22	16	15	39.5	32	0.260	7713680	8792-22
23	16	15	39.5	32	0.270	1211471	8792-23
24	16	15	39.5	32	0.260	7713760	8792-24
27	16	16	41.5	32	0.300	7713840	8792-27

8792 (AF)
RING END FITTING
16 Z

- For accessing bolts in cramped and hard-to-reach locations, easy to change
- Forged
- Chrome-vanadium steel, matt chrome-plated
- With eject-pin for unlocking



"AF	Ø	mm	mm	Depth gauge	kg	Code	No.
1/4	16	8	15.0	32	0.100	1211455	8792-1/4AF
5/16	16	8	15.0	32	0.090	7721350	8792-5/16AF
3/8	16	10	19.5	32	0.100	1211498	8792-3/8AF
7/16	16	10	19.5	32	0.100	7721430	8792-7/16AF
1/2	16	12	23.5	32	0.100	7721510	8792-1/2AF
9/16	16	12	23.5	32	0.140	7721780	8792-9/16AF
5/8	16	13	28.5	32	0.140	7721860	8792-5/8AF

"AF	Ø	mm	mm	Depth gauge	kg	Code	No.
11/16	16	13	28.5	32	0.180	7721940	8792-11/16AF
3/4	16	14	31.5	32	0.210	7722080	8792-3/4AF
13/16	16	14	31.5	32	0.100	1211463	8792-13/16AF
7/8	16	15	39.5	32	0.260	7722160	8792-7/8AF
15/16	16	15	39.5	32	0.260	7722240	8792-15/16AF
1	16	15	39.5	32	0.300	7722320	8792-1AF
1.1/16	16	16	41.5	32	0.300	7722400	8792-1.1/16AF

8797
FLARED END FITTING
16 Z

- For accessing bolts in cramped and hard-to-reach locations, easy to change
- Forged
- Chrome-vanadium steel, matt chrome-plated
- With eject-pin for unlocking



mm	Ø	mm	mm		c_1		kg	Code	No.
7	16	8	15.0	7.0	5.5	32	0.090	1211587	8797-07
8	16	8	15.0	6.5	6.0	32	0.090	1211595	8797-08
9	16	8	15.0	5.5	6.5	32	0.090	1211609	8797-09
10	16	10	19.5	26.0	7.0	32	0.100	1211625	8797-10
11	16	10	19.5	19.0	8.5	32	0.100	1211633	8797-11
12	16	10	19.5	13.0	9.0	32	0.120	1211641	8797-12
13	16	12	23.5	34.0	10.0	32	0.140	1211668	8797-13
14	16	12	23.5	24.0	11.2	32	0.140	7664290	8797-14
15	16	12	23.5	18.0	12.0	32	0.140	1211684	8797-15

mm	Ø	mm	mm		c_1		kg	Code	No.
16	16	13	28.5	66.0	13.0	32	0.180	1211692	8797-16
17	16	13	28.5	56.0	14.0	32	0.180	1211706	8797-17
18	16	13	28.5	45.0	14.5	32	0.200	1211714	8797-18
19	16	14	31.5	80.0	15.0	32	0.210	1211722	8797-19
20	16	14	31.5	60.0	16.0	32	0.210	1211731	8797-20
21	16	14	31.5	43.0	16.5	32	0.210	1211749	8797-21
22	16	15	39.5	172.0	17.0	32	0.260	1211757	8797-22
24	16	15	39.5	118.0	18.0	32	0.260	1211773	8797-24
27	16	16	41.5	76.0	20.0	32	0.300	1211781	8797-27

8754
RATCHET HEAD
16 Z

- For accessing bolts in cramped and hard-to-reach locations, easy to change
- Forged
- Chrome-vanadium steel, matt chrome-plated
- With eject pin for unlocking
- Max. continuous load of ratchet according to DIN EN ISO 6789:2003 and/or maximum load of cavity



8754-01





8754-02



■"	■	Ø	Type	Depth gauge	Continuous load	kg	Code	No.
3/8	10.0	16		32	3/8" = 135 N·m	0.170	7711980	8754-01
1/2	12.5	16		32	1/2" = 340 N·m	0.270	7712010	8754-02

8756
END FITTING IN-HEX
16 Z

- For accessing bolts in cramped and hard-to-reach locations, easy to change
- Forged
- Chrome-vanadium steel, matt chrome-plated
- With eject-pin for unlocking



⬢ mm	Ø	Depth gauge	kg	Code	No.
3	16	32	0.100	7773740	8756-03
4	16	32	0.100	7773820	8756-04
5	16	32	0.100	7773900	8756-05
6	16	32	0.100	7774040	8756-06
8	16	36	0.110	7774120	8756-08

8790 - 8793
FIXED SQUARE HEAD
16 Z

- For accessing bolts in cramped and hard-to-reach locations, easy to change
- Forged
- Chrome-vanadium steel, matt chrome-plated
- With eject pin for unlocking
- Max. continuous load of ratchet according to DIN EN ISO 6789:2003 and/or maximum load of cavity





■"	■	Ø	Type	Depth gauge	Continuous load	kg	Code	No.
3/8	10.0	16		32	3/8" = 135 N·m	0.350	7709490	8790-00
1/2	12.5	16		32	1/2" = 340 N·m	0.380	7709570	8793-00

End fittings 22 Z

8794-00
FIXED SQUARE HEAD
22 Z

- For accessing bolts in cramped and hard-to-reach locations, easy to change
- Forged
- Chrome-vanadium steel, matt chrome-plated





■"	■	Ø	Type	Depth gauge	Continuous load	kg	Code	No.
3/4	20	22		56	3/4" = 850 N·m	0.610	7708840	8794-00

8795
OPEN END FITTING
22 Z

- For accessing bolts in cramped and hard-to-reach locations, easy to change
- Forged
- Chrome-vanadium steel, matt chrome-plated
- With eject-pin for unlocking



mm	Ø	mm	mm	Depth gauge	kg	Code	No.
22	22	11	52.0	56	0.330	7707010	8795-22
24	22	11	52.0	56	0.320	7707280	8795-24
27	22	12	64.0	56	0.380	7707360	8795-27
30	22	12	64.0	56	0.370	7707440	8795-30
32	22	12	75.5	56	0.450	7707520	8795-32

mm	Ø	mm	mm	Depth gauge	kg	Code	No.
34	22	12	75.5	56	0.430	7677430	8795-34
36	22	12	75.5	56	0.430	7707600	8795-36
41	22	12	94.0	56	0.580	7707790	8795-41
46	22	12	94.0	56	0.530	7707870	8795-46

8796
RING END FITTING
22 Z

- For accessing bolts in cramped and hard-to-reach locations, easy to change
- Forged
- Chrome-vanadium steel, matt chrome-plated
- With eject-pin for unlocking



mm	Ø	mm	mm	Depth gauge	kg	Code	No.
22	22	15	38.0	56	0.350	7707950	8796-22
24	22	15	38.0	56	0.330	7708090	8796-24
27	22	17	46.5	56	0.370	7708170	8796-27
30	22	17	46.5	56	0.350	7708250	8796-30
32	22	20	54.0	56	0.420	7708330	8796-32

mm	Ø	mm	mm	Depth gauge	kg	Code	No.
34	22	20	54.0	56	0.420	7677510	8796-34
36	22	20	54.0	56	0.390	7708410	8796-36
41	22	22	68.0	56	0.560	7708680	8796-41
46	22	22	68.0	56	0.520	7708760	8796-46

8794-02 - 8794-03
RATCHET HEAD
22 Z

- For accessing bolts in cramped and hard-to-reach locations, easy to change
- Forged
- Chrome-vanadium steel, matt chrome-plated
- With eject-pin for unlocking



■"	■	Ø	Type	Depth gauge	Continuous load	kg	Code	No.
3/4	20	22	●	56	3/4" = 850 N·m	1.011	2961385	8794-02
3/4	20	22	●	56	3/4" = 850 N·m	0.950	1427318	8794-03

End fittings 28 Z

8798
OPEN END FITTING
28 Z

- For accessing bolts in cramped and hard-to-reach locations, easy to change
- Chrome-vanadium steel, matt chrome-plated
- With catch retention
- Special sizes available on request



mm	Ø	mm	mm	Depth gauge	kg	Code	No.
36	28	18.0	77.5	75	1.9	1565346	8798-36
41	28	19.5	89.0	75	1.9	1565354	8798-41
46	28	20.0	99.0	75	1.9	1565362	8798-46
50	28	21.5	108.0	75	1.9	1565370	8798-50
55	28	24.5	118.5	75	2.1	1565389	8798-55

mm	Ø	mm	mm	Depth gauge	kg	Code	No.
60	28	24.5	129.5	75	2.1	1565397	8798-60
65	28	28.0	140.5	75	2.4	1565400	8798-65
70	28	30.0	151.0	75	2.9	1565419	8798-70
75	28	31.5	163.0	100	4.0	1565427	8798-75

8799
RING END FITTING
28 Z

- For accessing bolts in cramped and hard-to-reach locations, easy to change
- Chrome-vanadium steel, matt chrome-plated
- With catch retention
- Special sizes available on request



mm	Ø	mm	mm	Depth gauge	kg	Code	No.
36	28	19.5	60	75	1.6	1565494	8799-36
41	28	20.5	66	75	1.8	1565508	8799-41
46	28	22.5	75	75	2.1	1565516	8799-46
50	28	23.5	80	75	2.2	1565524	8799-50
55	28	25.0	88	75	2.4	1565532	8799-55

mm	Ø	mm	mm	Depth gauge	kg	Code	No.
60	28	26.0	94	75	2.5	1565540	8799-60
65	28	29.0	101	75	2.9	1565559	8799-65
70	28	32.5	110	75	2.0	1565567	8799-70
75	28	34.0	117	100	4.5	1565575	8799-75
80	28	35.0	123	100	4.8	1565583	8799-80

8794
RATCHET HEAD
28 Z

- For accessing bolts in cramped and hard-to-reach locations, easy to change
- Chrome-vanadium steel, matt chrome-plated
- With catch retention
- Max. continuous load of coupler according to DIN EN ISO 6789:2003 and/or maximum support load: 1000 N·m



■"	■	Ø	Type	Depth gauge	kg	Code	No.
3/4	20	28	●	75	1.8	1566032	8794-05

End fittings 9x12 SE

7112
RECTANGULAR OPEN END FITTING
9x12



- For accessing bolts in cramped and hard-to-reach locations, easy to change
- Forged
- Chrome-vanadium steel, matt chrome-plated
- With eject-pin for unlocking

mm	mm	mm	mm	Depth gauge	kg	Code	No.
7	9 x 12	5.5	20.0	17.5	0.035	7688390	7112-07
8	9 x 12	5.5	21.5	17.5	0.035	7688550	7112-08
9	9 x 12	5.5	23.0	17.5	0.035	7679050	7112-09
10	9 x 12	5.5	24.5	17.5	0.040	7688630	7112-10
11	9 x 12	5.5	26.0	17.5	0.030	7688980	7112-11
12	9 x 12	5.5	27.5	17.5	0.035	7679560	7112-12
13	9 x 12	5.5	29.0	17.5	0.035	7689010	7112-13
14	9 x 12	7.5	31.0	20.0	0.040	7689360	7112-14

mm	mm	mm	mm	Depth gauge	kg	Code	No.
15	9 x 12	7.5	33.0	20.0	0.040	7689440	7112-15
16	9 x 12	7.5	35.0	20.0	0.045	7679990	7112-16
17	9 x 12	7.5	37.0	20.0	0.050	7689600	7112-17
18	9 x 12	7.5	39.0	20.0	0.060	7684560	7112-18
19	9 x 12	7.5	41.0	20.0	0.060	7689790	7112-19

7212
RECTANGULAR RING END FITTING
9x12



- For accessing bolts in cramped and hard-to-reach locations, easy to change
- Forged
- Chrome-vanadium steel, matt chrome-plated
- With eject-pin for unlocking

mm	mm	mm	mm	Depth gauge	kg	Code	No.
7	9 x 12	8	13.0	17.5	0.030	7691340	7212-07
8	9 x 12	8	14.2	17.5	0.030	7691420	7212-08
10	9 x 12	8	17.2	17.5	0.030	7691690	7212-10
11	9 x 12	8	18.6	17.5	0.030	7691770	7212-11
12	9 x 12	12	20.0	17.5	0.035	7677940	7212-12
13	9 x 12	12	21.5	17.5	0.035	7691930	7212-13
14	9 x 12	12	23.0	17.5	0.040	7692230	7212-14

mm	mm	mm	mm	Depth gauge	kg	Code	No.
15	9 x 12	12	24.0	17.5	0.040	7692580	7212-15
16	9 x 12	13	26.0	17.5	0.040	7678080	7212-16
17	9 x 12	13	27.0	17.5	0.040	7692740	7212-17
18	9 x 12	13	28.5	17.5	0.040	7678160	7212-18
19	9 x 12	13	30.5	17.5	0.040	7692820	7212-19
21	9 x 12	15	33.0	17.5	0.050	7678240	7212-21
22	9 x 12	15	34.5	17.5	0.050	7693040	7212-22

7312
RECTANGULAR FLARED END FITTING
9x12



- For accessing bolts in cramped and hard-to-reach locations, easy to change
- Forged
- Chrome-vanadium steel, matt chrome-plated
- With eject-pin for unlocking

mm	mm	mm	mm	Opening width	Depth gaugea	kg	Code	No.
10	9 x 12	12	21.0	7.3	17.5	0.040	7685290	7312-10
11	9 x 12	12	22.5	8.7	17.5	0.040	7685370	7312-11
12	9 x 12	12	24.0	9.0	17.5	0.040	7699590	7312-12
13	9 x 12	12	25.0	10.0	17.5	0.040	7679210	7312-13
14	9 x 12	13	27.0	11.0	17.5	0.050	7679480	7312-14

mm	mm	mm	mm	Opening width	Depth gaugea	kg	Code	No.
17	9 x 12	13	31.5	14.0	17.5	0.065	7685880	7312-17
18	9 x 12	15	33.0	14.7	17.5	0.065	7679640	7312-18
19	9 x 12	15	34.5	15.3	17.5	0.065	7686260	7312-19
22	9 x 12	15	39.0	17.0	17.5	0.065	7679720	7312-22

7412
RECTANGULAR REVERSIBLE RATCHET HEAD
9x12





- For accessing bolts in cramped and hard-to-reach locations, easy to change
- Forged
- Chrome-vanadium steel, matt chrome-plated
- With eject-pin for unlocking
- Fine-toothed
- Return angle 5 degrees
- Max. continuous load of ratchet according to DIN EN ISO 6789:2003 and/or maximum load of cavity

■"	■	□mm	°	mm	○mm	Depth gauge	Continuous load	kg	Code	No.
1/4	6.3	9 x 12	5	16.6	25	17.5	1/4" = 30 N·m	0.060	7672710	7412-00
3/8	10.0	9 x 12	5	23.2	34	17.5	3/8" = 135 N·m	0.140	7686500	7412-01
1/2	12.5	9 x 12	5	24.2	34	17.5	1/2" = 150 N·m	0.150	7687230	7412-02

7612
RECTANGULAR FIXED SQUARE HEAD
9x12



- For accessing bolts in cramped and hard-to-reach locations, easy to change
- Forged
- Chrome-vanadium steel, matt chrome-plated
- With eject-pin for unlocking
- Max. continuous load of ratchet according to DIN EN ISO 6789:2003 and/or maximum load of cavity

■"	■	□mm	mm	○mm	Depth gauge	Continuous load	kg	Code	No.
1/4	6.3	9 x 12	14	20	17.5	1/4"/30 N·m	0.070	7672630	7612-00
3/8	10.0	9 x 12	14	20	17.5	3/8"/135 N·m	0.070	7679800	7612-01
1/2	12.5	9 x 12	14	20	17.5	1/2"/150 N·m	0.080	7687900	7612-02

7812
RECTANGULAR BIT HOLDER
9x12



- For accessing bolts in cramped and hard-to-reach locations, easy to change
- Forged
- Chrome-vanadium steel, matt chrome-plated
- With eject-pin for unlocking

⬢"	⬢	□mm	mm	○mm	Depth gauge	kg	Code	No.
1/4	6.3	9 x 12	10.0	14	17.5	0.040	2101645	7812-10
5/16	8.0	9 x 12	12.5	16	17.5	0.040	7697970	7812-00

7912
RECTANGULAR WELD-ON FITTING
9x12

- For accessing bolts in cramped and hard-to-reach locations, easy to change
- Bear the depth gauges in mind



mm	mm	mm	mm	Depth gauge	kg	Code	No.
14	9 x 12	14.5	19	8	0.030	7698190	7912-00

SUKSE
RECTANGULAR RING RATCHET SPANNER, REVERSIBLE
9x12

- 9x12 mm rectangular cavity with pin-locking
- Flat ring ratchet with UD-profile, fine-toothed
- With recessed lever change
- For loosening or fast tightening with high torque transfer
- Non-glare look thanks to matt chrome-plating, locking insert and pawl manganese-phosphated
- GEDORE vanadium steel 31CrV3, forged
- To operate with a 9x12 mm torque wrench or rectangular handle 9x12 mm



Schlüsselknarre R-Serie

mm	mm	°	h	b	Depth gauge	kg	Code	No.
10	9 x 12	7	7.7	21.0	40	0.070	2827735	SUKSE9 10
13	9 x 12	7	9.0	25.7	42	0.090	2827743	SUKSE9 13
17	9 x 12	6	10.6	33.6	45	0.130	2827751	SUKSE9 17
19	9 x 12	6	11.7	36.3	52	0.150	2827778	SUKSE9 19

AGSE9
RECTANGULAR HANDLE SE
9x12

- To operate with rectangular end fittings 9x12
- For removing bolts or nuts, especially in confined spaces
- Without torque function
- GEDORE vanadium steel 31CrV3, matt chrome-plated
- Non-slip 2-component handle with hanging hole
- Max. continuous load of cavity according to DIN EN ISO 6789:2003 and/or maximum support load : 150 N·m



mm	L	h	b	kg	Code	No.
9 x 12	267	18.5	22	0.320	2827786	AGSE9

End fittings 14x18 SE

7118
RECTANGULAR OPEN END FITTING

14x18

- For accessing bolts in cramped and hard-to-reach locations, easy to change
- Forged
- Chrome-vanadium steel, matt chrome-plated
- With eject-pin for unlocking



mm	mm	mm	mm	Depth gauge	kg	Code	No.
13	14 x 18	7	30.0	25.0	0.120	7689870	7118-13
14	14 x 18	7	32.0	25.0	0.120	7690020	7118-14
15	14 x 18	7	34.0	25.0	0.120	7690100	7118-15
16	14 x 18	9	35.5	25.0	0.125	7685610	7118-16
17	14 x 18	9	37.0	25.0	0.130	7690370	7118-17
18	14 x 18	9	39.0	25.0	0.130	7686180	7118-18
19	14 x 18	9	41.0	25.0	0.130	7690450	7118-19
21	14 x 18	11	45.0	25.0	0.155	7686420	7118-21
22	14 x 18	11	47.0	25.0	0.150	7690610	7118-22

mm	mm	mm	mm	Depth gauge	kg	Code	No.
24	14 x 18	11	51.0	25.0	0.170	7690880	7118-24
27	14 x 18	13	58.5	32.5	0.185	7690960	7118-27
29	14 x 18	13	63.0	32.5	0.220	2212285	7118-29
30	14 x 18	13	67.5	32.5	0.220	7691260	7118-30
32	14 x 18	13	67.5	32.5	0.220	7687740	7118-32
34	14 x 18	15	74.0	33.5	0.255	1963708	7118-34
36	14 x 18	15	78.0	36.0	0.257	1963716	7118-36
41	14 x 18	15	82.0	40.0	0.261	1963724	7118-41

7218
RECTANGULAR RING END FITTING

14x18

- For accessing bolts in cramped and hard-to-reach locations, easy to change
- Forged
- Chrome-vanadium steel, matt chrome-plated
- With eject-pin for unlocking



mm	mm	mm	mm	Depth gauge	kg	Code	No.
13	14 x 18	12.0	21.5	25	0.120	7693120	7218-13
14	14 x 18	12.0	23.0	25	0.120	7693390	7218-14
15	14 x 18	12.0	24.2	25	0.115	7693470	7218-15
16	14 x 18	12.0	25.7	25	0.125	7678320	7218-16
17	14 x 18	12.0	27.2	25	0.125	7693630	7218-17
18	14 x 18	12.0	28.5	25	0.125	7678830	7218-18
19	14 x 18	12.0	30.5	25	0.125	7693710	7218-19
21	14 x 18	15.0	33.0	25	0.140	7678910	7218-21
22	14 x 18	15.0	34.5	25	0.140	7693980	7218-22
24	14 x 18	15.0	37.5	25	0.140	7694280	7218-24

mm	mm	mm	mm	Depth gauge	kg	Code	No.
27	14 x 18	17.5	41.5	31	0.150	7694440	7218-27
30	14 x 18	17.5	45.0	31	0.160	7694790	7218-30
32	14 x 18	17.5	47.5	31	0.165	7695920	7218-32
34	14 x 18	19.0	50.5	31	0.195	7679130	7218-34
36	14 x 18	19.0	53.0	31	0.195	7696220	7218-36
41	14 x 18	19.0	59.0	31	0.225	7696300	7218-41

7418
RECTANGULAR REVERSIBLE RATCHET HEAD
14x18

- For accessing bolts in cramped and hard-to-reach locations, easy to change
- Forged
- Chrome-vanadium steel, matt chrome-plated
- With eject-pin for unlocking
- Fine-toothed
- Return angle 7 degrees
- Max. continuous load of ratchet according to DIN EN ISO 6789:2003 and/or maximum load of cavity



■"	■	□mm	∠°	mm	○mm	Depth gauge	Continuous load	kg	Code	No.
1/2	12.5	14 x 18	7,2	28.8	47	25	1/2" = 340 N·m	0.350	7687580	7418-02
3/4	20.0	14 x 18	7,2	35.5	64	33	3/4" = 400 N·m	0.780	7687660	7418-04

7618
RECTANGULAR FIXED SQUARE HEAD
14x18

- For accessing bolts in cramped and hard-to-reach locations, easy to change
- Forged
- Chrome-vanadium steel, matt chrome-plated
- With eject pin for unlocking
- Max. continuous load of ratchet according to DIN EN ISO 6789:2003 and/or maximum load of cavity



■"	■	□mm	mm	○mm	Depth gauge	Continuous load	kg	Code	No.
1/2	12.5	14 x 18	18	27	25	1/2" = 340 N·m	0.200	7688040	7618-02
3/4	20.0	14 x 18	25	40	25	3/4" = 400 N·m	0.390	7688200	7618-04

7818
RECTANGULAR BIT HOLDER
14x18

- For accessing bolts in cramped and hard-to-reach locations, easy to change
- Forged
- Chrome-vanadium steel, matt chrome-plated
- With eject-pin for unlocking



⬣"	⬣	□mm	mm	○mm	Depth gauge	kg	Code	No.
5/16	8	14 x 18	12.5	16	25	0.100	7698000	7818-00

7918
RECTANGULAR WELD-ON FITTING
14x18

- For accessing bolts in cramped and hard-to-reach locations, easy to change
- Bear the depth gauges in mind



↤mm↦	□mm	mm	○mm	Depth gauge	kg	Code	No.
25	14 x 18	21.5	26	12	0.100	7698430	7918-00

Empty standard packaging

MODULE SYSTEMS - FLEXIBILITY WITH FLAIR

› The module system adapts itself exactly to your wishes and requirements. At last, you can assemble your sets completely individually. Exactly and only using the tools you actually need. For every need, our system provides you with the perfect solution. Whether you chose a standard or an individual solution, your DREMASTER®/TORCOFIX torque wrenches with or without accessories, are always stored and transported professionally by virtue of the modular system design.

› Your set is flexibly alterable and extendible at all times. Just replace or add modules. The modules themselves are delivered with dummy plugs. Simply remove the plugs from the cavities you wish to load with your tools or accessory units. The remaining cavities remain closed - that's what we call neat.

› You tell us which tools you would like to combine into a set and we will then take care of the rest and you will get your desired set without delay. Finished and ready!









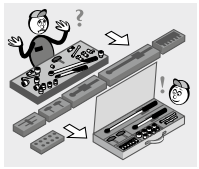

PLASTIC CASSETTES EMPTY
FOR DREMOMETER MINI + AM

Use:
› Standard packaging for sets of the torque wrench series DREMOMETER MINI and AM
› Robust and solid, best for storage and transport

Features:
› With foam rubber inlay and nest-holes for the accessories

Scope of delivery:
› Empty black plastic cassettes with foam inlay
› Delivery in sturdy cardboard packaging



Description	L	W	H	kg	Code	No.
Plastic cassette + foam inlay for DREMO MINI	275	150	42	0.296	1986805	753-88
Plastic cassette + foam insert for DREMO AM	275	150	42	0.310	7620910	8554-99

SHEET METAL CASE EMPTY
FOR DREMOMETER A-F

Use:
› Standard packaging for sets of the torque wrench series DREMOMETER A-F
› Robust and solid, best for storage and transport

Features:
› With integrated metal-flight and nest-holes for the accessories
› Hinges, locks and hand grip made of steel
› GEDORE blue powder-coated

Scope of delivery:
› Sheet metal case, emtpy
› Delivery in sturdy cardboard packaging



Description	L	W	H	kg	Code	No.
Sheet metal case for DREMO A	370	115	50	1.200	7621050	8560-90
Sheet metal case for DREMO B	485	115	52	1.698	7621130	8561-90
Sheet metal case for DREMO BC/C	630	115	52	1.950	7621210	8562-90
Sheet metal case for DREMO D/DS	830	165	73	3.713	7621480	8563-90
Sheet metal case for DREMO DR/DX	830	165	73	3.656	7622100	8571-90
Sheet metal case for DREMO E / EK	945	270	100	10.300	7621560	8564-90
Sheet metal case for DREMO F	1040	175	100	6.700	1742876	8572-90


GEDORE

TORQUE MULTIPLIERS
DREMOPLUS ALU







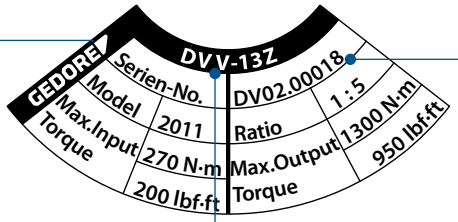

INPUT		OUTPUT	
N·m	lbf·ft	N·m	lbf·ft
10.9	8.7	50	40
21.1	14.7	100	70
41.7	31.2	200	150
58.8	41.3	285	200
80.6	61.1	395	300
91.9	71.6	450	350
115.0	82.0	560	400
156.3	112.2	765	550
174.2	122.7	850	600
198.4	143.8	965	700
216.8	154.5	1050	750
227.4	165.2	1100	800
237.9	175.7	1150	850
248.0	185.9	1200	900
258.2	190.1	1250	920
268.9	196.5	1300	950



Safety Plus
Your advantage

- The slender, lighter structure of the appliances ensures convenient and safe working - even where conditions are particularly cramped.
- Repetition-accurate and precise results - supported by individual factory test certificates - ensure a maximum degree of job safety.
- High degree of resilience and long life of the appliances attributable to a low-backlash planet gear with Ceramic-Teflon® coating.
- A 30 % + lighter steel housing thanks to the use of high-performance aluminium.
- Each torque multiplier is examined as to its torque range at the factory and provided with an individual factory test certificate.
- Precise, reliable figures - even under extreme climatic conditions
- Easy to operate: The most common INPUT/OUTPUT torques on the torque multiplier

WHAT MAKES FOR A GOOD TORQUE MULTIPLIER?

- Light yet with the appliance remaining sturdy.
- The torque and repeatability accuracy is at +/-3 %. Only in this way is dependable screw tightening work assured with reproducible accuracy.
- Both the torque settings and individual appliance components can be traced back.
- A factory test certificate ensures traceability of operations on the basis of ISO 9000. An individual factory test certificate is prepared for each and every torque multiplier and contains comprehensive information on readings, deviations, torque sensors and environmental influences.
- Particularly when unloosening seized screw connections, minimised impacts on the tooth flanks appear in a low backlash planet gear. The greater the precision with which the components fit together, the more stable the overall structure and the longer the service life. This precision can only be assured by a high in-house manufacturing proportion and consistent quality checks.
- An overload safety mechanism should be integrated at torques upwards of 2000 N·m. No damage occurs to the gear should it be overloaded.



Selection criteria

1. Torque

Select your torque multiplier on the basis of the maximum output torque.

2. Loading factor and frequency (load spectrum)

It would be wrong to constantly operate the appliance at its maximum capacity - just as it would be for any machine or any car. This also holds good for the choice of the torque multiplier. Permanently operating a torque multiplier for screw-tightening applications at maximum torque may impact negatively on its service life.

3. Supporting situation

Various supporting situations may be a determining factor in the selection of the torque multiplier.

Support at a raised position: The L-form reaction arm would be suitable should you want to attach the reaction arm to a point above the screwing-tightening level. A warning here in that the inputted bending forces result in a reduction of the maximum permitted torque!

Support at the level of the screw: Our recommendation - should you want to attach the reaction arm at the screw-tightening level - is either for a Z-form reaction arm or the straight L-form with adjustable reaction square.

4. Anti-wind-up ratchet

A minimum 180° torque wrench field of movement should be on hand. As such, the recommendation is for an appliance complete with an anti-wind-up ratchet. In this way, pre-tension in the appliance is maintained and does not need to be re-created with each lift.

Application case

8,000 screws a year are to be tightened at 4000 N·m. The following calculation needs to be carried out on the basis of the diagram to find the right appliance:

$$\frac{\text{Torque x 100 \%}}{\text{Loading}} = \frac{\text{4.000 N·m x 100\%}}{\text{62 \%}}$$

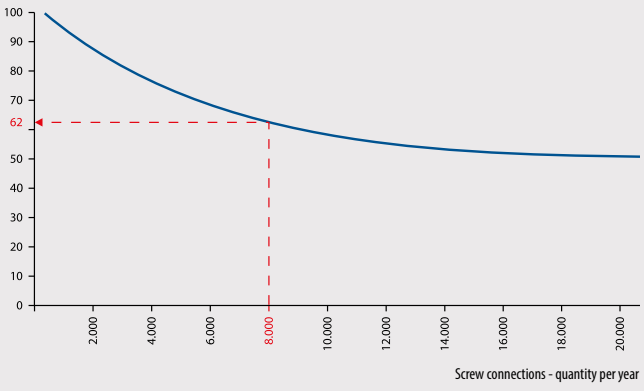

Choose an appliance with a max. 6452 N·m torque. The DVV-60ZRS would be ideally suitable here.

Plan for a sufficient reserve in unloosening the screw connection. The torque needed to unloosen a screw connection can be many times the tightening torque.

PRODUCT OVERVIEW TORQUE MULTIPLIERS
DREMOPLUS ALU

Series / Type	Accuracy + / -	Drive	Output drive	Ratio	Reaction arm	Anti-wind-up ratchet	Overload safety mechanism: Sun gear	Overload safety mechanism: Shearing square	Overload safety mechanism: Slipper non-destructive	Overload safety mechanism: Ceramic-Teflon® coating	Range N·m tested and certificated
 DVV-13 Z	3 %	1/2"	3/4"	1:5	Z	○	●	○	○	○	250 – 1.300 N·m
 DVI-20 Z	3 %	3/4"	1"	1:4	Z	○	○	●	○	○	500 – 2.000 N·m
 DVI-20L	3 %	3/4"	1"	1:4	L	○	○	●	○	○	500 – 2.000 N·m
 DVI-28Z	3 %	3/4"	1"	1:5,5	Z	○	○	●	○	○	500 – 2.800 N·m
 DVI-28L	3 %	3/4"	1"	1:5,5	L	○	○	●	○	○	500 – 2.800 N·m
 DVV-40Z	3 %	1/2"	1"	1:16	Z	○	○	○	●	●	500 – 4.000 N·m
 DVV-40ZRS	3 %	1/2"	1"	1:16	Z	●	○	○	●	●	500 – 4.000 N·m
 DVV-60ZRS	3 %	3/4"	1.1/2"	1:18	Z	●	○	○	●	●	700 – 6.000 N·m
 DVV-80ZRS	3 %	3/4"	1.1/2"	1:22	Z	●	○	○	●	●	750 – 8.000 N·m
 DVV-100RS	3 %	3/4"	1.1/2"	1:28,5	Z	●	○	○	●	●	1.000 – 10.000 N·m
 DVV-130ZRS	3 %	3/4"	1.1/2"	1:39	Z	●	○	○	●	●	1.200 – 13.000 N·m
 DVV-540RS	3 %	3/4"	2.1/2"	1:175	–	●	○	○	●	●	7.000 – 54.000 N·m

Working principle
Torque - velocity

The chart representation elucidates the principle of torque multiplication. Let us assume a 60 N·m input torque and a 240 N·m output torque.

At a 1:4 ratio, 4 revolutions are needed at the input for 1 revolution with a 240 N·m torque to be obtained at the output.

This is substantiated in terms of the physical formula:
Power = torque x revolution

With gear efficiency deducted, the output power is to be considered as a constant equal to the input power. Thus multiplication of the torque can only be obtained from an increased number of revolutions at the input.

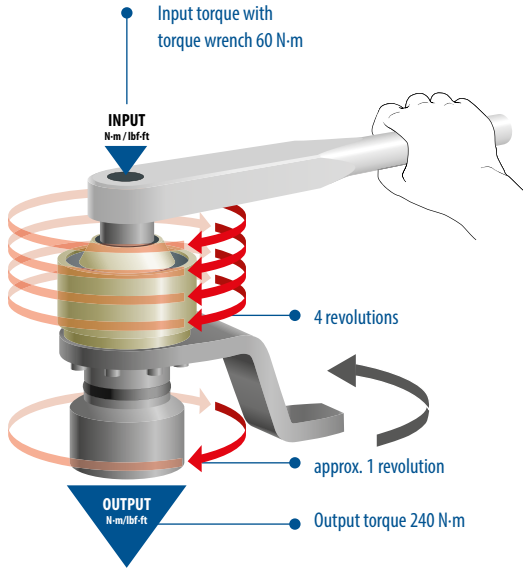

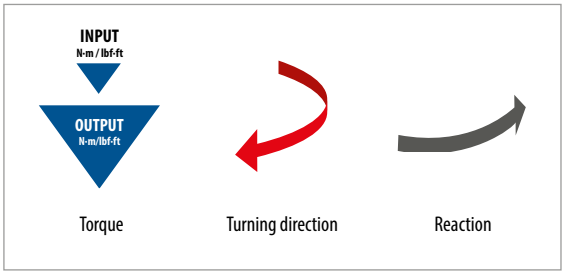

Working principle
Force and reaction

When working with a torque multiplier, torsion wind-up is built up in the gear when the screw is tightened. This stress must be reduced. A reaction absorbed by reaction arm and abutment is produced.



L-form reaction arm without adjustable reaction square:
The reaction acts on the wall. Is possible, but the tilting moment which arises causes the max. permitted torque to drop by 20 %.

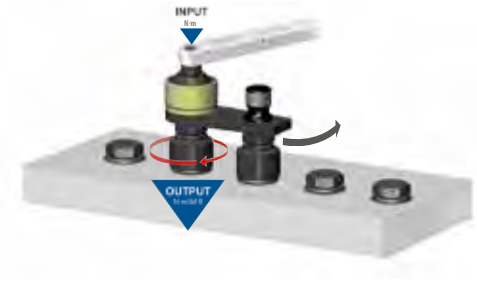

L-form reaction arm with adjustable reaction square:
The reaction acts on the adjacent impact socket.



Reaction arm in Z-form:
The reaction acts on the adjacent screw connection

Choosing the right reaction arm
Reaction arm Z-form



- A flexible offset reaction arm which has proved itself as the standard solution.
- Supporting situations are, for instance, adjoining screws, walls, machine parts and other stable abutments.
- This reaction arm can be ideally used where conditions are quite cramped.

Choosing the right reaction arm
Reaction arm L-form





- This straight reaction arm with adjustable reaction square is admirably suited for flange screw connections.
- The L-form reaction arm has in terms of support a larger radius than the Z-Form.



The L-form is also ideal for those points above the screw-tightening level. However, the resulting tilting moment causes the max. permitted torque to drop by 20%.



Choosing the right torque assembly tool for screws and nuts



- It is vital that use is made of a torque wrench complete with ratchet function (integrated or separate) for torque multipliers without anti-wind-up ratchet.
- For models with an anti-wind-up ratchet, we recommend the use of torque tools complete with ratchet function (integrated or separate) - for ease of working.

DREMOPLUS ALU FAMILY 1
DVV-40Z, DVV-40ZRS - DVV-540RS

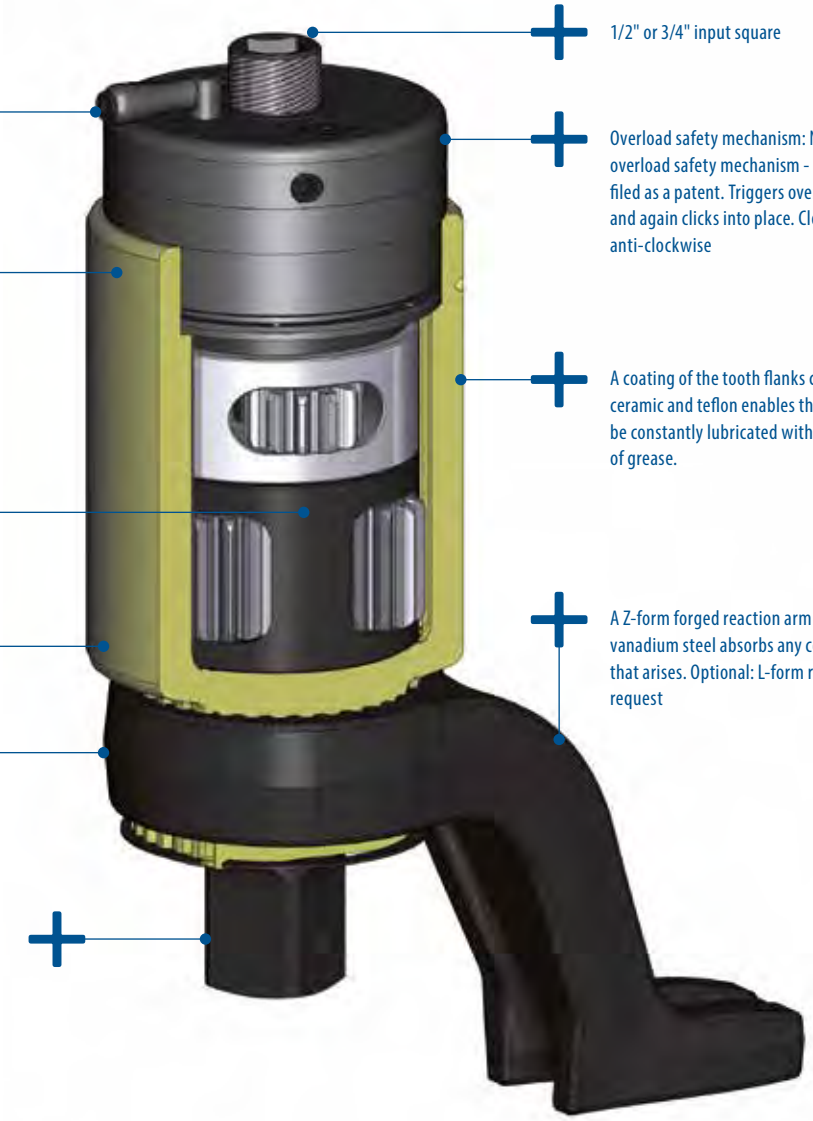

Convenient: Integrated "RS" anti-wind-up ratchet for safe working. Bi-directional (apart from model DVV-40Z)

Lightweight and slim: High-performance aluminium housing is 30 % lighter than a steel one.

Low backlash, 2-stage planet gear for a long service life

Stable, shuttle-impacted gear housing

Flexible: With detachable Z-form reaction arm, can be optionally retrofitted with L-form reaction arm and adjustable reaction square

A 1", 1.1/2" or 2.1/2" output square with drill hole for impact sockets with safety pin and ring

1/2" or 3/4" input square

Overload safety mechanism: Non-destructive overload safety mechanism - "Slipper" - filed as a patent. Triggers overload at 10% and again clicks into place. Clockwise and anti-clockwise

A coating of the tooth flanks consisting of ceramic and teflon enables the gear to be constantly lubricated with a minimum of grease.

A Z-form forged reaction arm of chrome-vanadium steel absorbs any countering force that arises. Optional: L-form reaction arm on request

100% quality check

- Delivery including factory test certificate
- The most common INPUT/OUTPUT torques on the torque multiplier





1:16
4.000 N·m



1:18
6.000 N·m



1:22
8.000 N·m



1:28.5
10.000 N·m



1:39
13.000 N·m



1:175
54.000 N·m

DVV-40Z + DVV-40ZRS
TORQUE MULTIPLIER DREMOPLUS ALU
4000 N·m / 2930 lbf·ft

Particularly suitable for:
- Machinery and plant engineering
- Cable cars, lifts and masts
- Heavy industry, construction sites
- Bridge construction
- Shipbuilding, aircraft and railway construction
- Refineries, plastics industry
- Power plants of all kinds

Features:
- Mechanical hand torque multiplier for controlled screw tightening and unloosening screw connections
- With a two-stage planet gear
- High-performance aluminium housing
- Torque multiplication ratio: 1:16
- DVV-40ZRS model with anti-wind-up ratchet (RS)
- With non-destructive "Slipper" overload safety mechanism for gear protection - clockwise and anticlockwise
- Z-form, offset reaction arm depending on model made of chrome-vanadium steel
- Can be optionally retrofitted with L-form straight reaction arm - with adjustable reaction arm - of lightweight metal
- Guaranteed accuracy: Better than +/- 3 % tolerance
- For operation in combination with a torque wrench
- 2 models for a maximum load at around a max. 4000 N·m
- Output square with drill hole for impact sockets with safety pin and ring

Scope of delivery:
- Torque Multiplier DREMOPLUS ALU
- With Z-form offset reaction arm
- Delivery in sturdy shipping case with foam insert
- Factory test certificate and setting table
- Detailed technical information is available on request



DVV-40Z



DVV-40ZRS

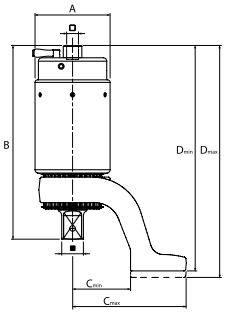

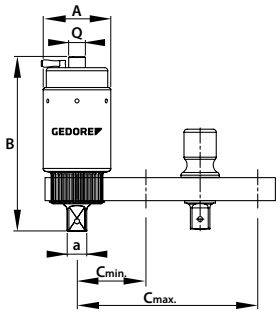

max. N·m-Output	max. lbf·ft-Output		□" C	■" D	A	B	C_{min}	C_{max}	D_{min}	D_{max}	max. N·m-Input	max. lbf·ft-Input	kg	Code	No.
4000	2930	1:16	1/2	1	88	212	71	136	250	256	300	220	5.4	2653087	DVV-40Z
4000	2930	1:16	1/2	1	88	227	71	136	264	270	310	230	5.7	2653109	DVV-40ZRS

OPTIONAL ACCESSORIES:

Description	A	B	C_{min}	C_{max}	kg	Code	No.
Reaction arm Z-form offset for DVV40	88	212	71	136	1.5	2653176	RZ-DVV40
Reaction arm L-form straight for DVV40, 1"	88	212	86	234	1.7	2653184	RL-DVV40

DVV-60ZRS - DVV-130ZRS
TORQUE MULTIPLIER DREMOPLUS ALU
6000-13000 N·m / 4400-9530 lbf·ft

Particularly suitable for:
- Machinery and plant engineering
- Cable cars, lifts and masts
- Heavy industry, construction sites
- Bridge construction
- Shipbuilding, aircraft and railway construction
- Refineries, plastics industry
- Power plants of all kinds

Features:
- Mechanical hand torque multiplier for controlled screw tightening and unloosening screw connections
- With a two-stage planet gear
- High-performance aluminium housing
- Torque multiplication ratio: 1:18, 1:22, 1:28.5, 1:39
- All models with anti-wind-up ratchet (RS)
- With non-destructive "Slipper" overload safety mechanism for gear protection - clockwise and anticlockwise
- Z-form, offset reaction arm depending on model made of chrome-vanadium steel
- Can be optionally retrofitted with L-form straight reaction arm - with adjustable reaction arm - of lightweight metal
- Guaranteed accuracy: Better than +/- 3 % tolerance
- For operation in combination with a torque wrench
- 4 models for maximum load in the range between max. 6000 N·m and max. 13000 N·m
- Output square with drill hole for impact sockets with safety pin and ring

Scope of delivery:
- Torque Multiplier DREMOPLUS ALU
- With Z-form offset reaction arm
- Delivery in sturdy shipping case with foam insert
- Factory test certificate and setting table
- Detailed technical information is available on request



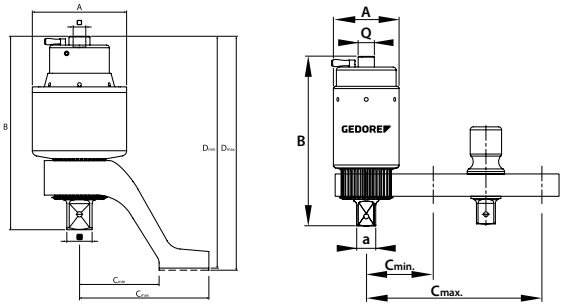

max. N·m-Output	max. lbf·ft-Output	•:	□" C	■" D	A	B	C_{min}	C_{max}	D_{min}	D_{max}	max. N·m-Input	max. lbf·ft-Input	kg	Code	No.
6000	4400	1:18	3/4	1.1/2	102	257	110	190	316	324	400	300	10.5	2653117	DVV-60ZRS
8000	5870	1:22	3/4	1.1/2	128	277	110	190	338	342	420	310	13.4	2653125	DVV-80ZRS
10000	7330	1:28,5	3/4	1.1/2	142	292	120	216	350	356	410	305	13.9	2653133	DVV-100ZRS
13000	9530	1:39	3/4	1.1/2	175	306	(126)	(229)	(372)	(379)	380	280	20.9	2653141	DVV-130ZRS

OPTIONAL ACCESSORIES:

Description	A	B	C_{min}	C_{max}	kg	Code	No.
Reaction arm Z-form offset for DVV60	102	257	110	190	3.9	2653192	RZ-DVV60
Reaction arm Z-form offset for DVV80	128	277	110	190	4.3	2653206	RZ-DVV80
Reaction arm Z-form offset for DVV100	142	242	120	216	3.0	2653222	RZ-DVV100
Reaction arm Z-form offset for DVV130	175	306	126	229	3.9	2653230	RZ-DVV130
Reaction arm L-form straight for DVV60-80, 1.1/2"	102/128	256,2/276,5	120/120	315/315	4.0	2654091	RL-DVV60-80

DVV-540RS
TORQUE MULTIPLIER DREMOPLUS ALU
54000 N·m / 40330 lbf·ft

Particularly suitable for:
- Heavy industry
- Oil industry
- Petrochemicals

Features:
- Mechanical hand torque multiplier for controlled screw tightening and unloosening screw connections
- With a three-stage planet gear
- High-performance aluminium housing
- Chrome-vanadium steel reaction arm
- Multiplication at the ratio of 1:175
- With anti-wind-up ratchet (RS)
- With non-destructive "Slipper" overload safety mechanism for gear protection - clockwise and anticlockwise
- With fixture for welding on a reaction arm (optional)
- Guaranteed accuracy: Better than +/- 3 % tolerance
- For operation in combination with a torque wrench
- 1 model for a maximum load of around a max. 54000 N·m
- Output square with drill hole for impact sockets with safety pin and ring

Scope of delivery:
- Torque Multiplier DREMOPLUS ALU
- Delivery in a sturdy crate on pallet
- Setting table
- Detailed technical information is available on request



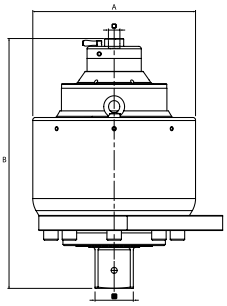

max. N·m-Output	max. lbf·ft-Output		□" C	■" D	A	B	max. N·m-Input	max. lbf·ft-Input	kg	Code	No.
54000	40330	1:175	3/4	2.1/2	270	415	380	280	64.6	2653168	DVV-540RS

SPECIAL REACTION ARMS CAN BE OBTAINED ON REQUEST INCLUDING TECHNICAL ADVICE.

- Just turn to us - We would be glad to tender any advice.
- Any problems you have represent our assignments!

DREMOPLUS ALU FAMILY 2
DVI-20L/Z AND DVI-28L/Z



3/4" input square

Low backlash, single-stage planet gear for a long service life

Output square 1" with drill hole for impact sockets with safety pin and ring

Overload safety mechanism achieved from a classic shearing square

Lightweight: High-performance aluminium housing is 30 % lighter than a steel one.

A Z-form forged reaction arm of chrome-vanadium steel absorbs any countering force that arises.

DVI-20Z and DVI-28Z
- Reaction arm Z-form offset
- fix integrated

DVI-20L and DVI-28L
- Reaction arm L-form with adjustable reaction square drive
- fix integrated

100% quality check

- Delivery including factory test certificate
- The most common INPUT/OUTPUT torques on the torque multiplier





1:4
2.000 N-M



1:4
2.000 N-M



1:5,5
2.000 N-M



1:5,5
2.000 N-M

DVI-20L/Z + DVI-28L/Z
TORQUE MULTIPLIER DREMOPLUS ALU
2000-2800 N·m / 1500-2050 lbf·ft

Particularly suitable for:
- Industry, construction sites, car and truck garages, agricultural technology, construction machinery
- Bridge, aircraft and railway construction, shipbuilding, refineries
- Machinery and plant engineering, maintenance

Features:
- Mechanical hand torque multiplier for controlled screw tightening and unloosening screw connections
- With a single-stage planet gear
- High-performance aluminium housing
- Multiplication at the ratio of 1:4, 1:5.5
- Guaranteed accuracy: Better than +/- 3 % tolerance
- For operation in combination with a torque wrench
- 2 models for maximum load in the range between max. 2000 N·m and 2800 N·m
- Z model: with Z-form, offset reaction arm of chrome-vanadium steel
- L model: with L-form straight reaction arm - with adjustable reaction square - of lightweight metal
- Output square with drill hole for impact sockets with safety pin and ring

Scope of delivery:
- Torque Multiplier DREMOPLUS ALU
- With firmly integrated reaction arm of an Z- or L-form depending on model
- Delivery in sturdy shipping case with foam insert
- Factory test certificate and setting table
- Detailed technical information is available on request



DVI-28Z



DVI-28L

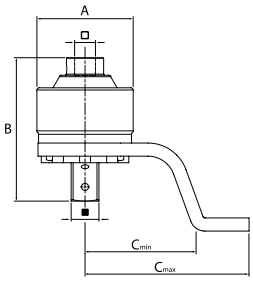

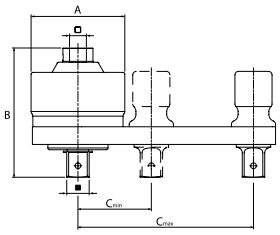

max. N·m-Output	max. lbf·ft-Output	Reaction arm		□" C	■" D	A	B	C_{min}	C_{max}	max. N·m-Input	max. lbf·ft-Input	kg	Code	No.
2000	1500	offset	1:4	3/4	1	88	131	100	150	580	430	2.9	2653265	DVI-20Z
2800	2050	offset	1:5,5	3/4	1	106	146	100	150	550	410	3.9	2653273	DVI-28Z
2000	1500	straight	1:4	3/4	1	88	131	73	152	580	430	3.0	2653249	DVI-20L
2800	2050	straight	1:5,5	3/4	1	106	146	83	199	550	410	4.1	2653257	DVI-28L

OPTIONAL ACCESSORIES:

Description	kg	Code	No.
Reaction arm Z-form offset for DVI20	1.100	2653281	RZ-DVI20
Reaction arm L-form straight for DVI20, 1"	1.200	2653303	RL-DVI20
Spare square 1" for DVI20	0.300	2653346	E-VKT-DVI20
Reaction arm Z-form offset for DVI28	1.500	2653311	RZ-DVI28
Reaction arm L-form straight for DVI28, 1"	1.700	2653338	RL-DVI28
Spare square 1" incl. ring for DVI28	0.500	2670526	E-VKR-DVI28

DREMOPLUS ALU FAMILY 3
DVV-13Z

1/2" input square

Low backlash, single-stage planet gear for a long service life



Lightweight: High-performance aluminium housing is 30 % lighter than a steel one.

Flexible: With detachable Z-form reaction arm; can be optionally retrofitted with long reaction arm incorporating an adjustable reaction square (L-form) of lightweight metal

Output square 3/4" with drill hole for impact sockets with safety pin and ring

Reaction arm: Forged reaction arm absorbs any counter force arising.

100% quality check

- Delivery including factory test certificate
- The most common INPUT/OUTPUT torques on the torque multiplier



The GEDORE maintenance service
One promoting service life and safety

- Regular maintenance can considerably lengthen the service life of your GEDORE torque multiplier and also contribute to your safety.
- Maintenance involves our qualified personnel examining the individual components, testing their functional precision and verifying the factory certificate.
- In such an instance, we would willingly draft an estimate for you.
- We will, of course, continue to support you should you have any questions on and problems with the former DREMOPLUS models - **just get in touch with us !**
- Should a guarantee case arise - then either hand in the appliance to your dealer - who will concern himself with what is then to follow - or send it directly for repairs to the Lösomat manufacturer or the nearest GEDORE agency.

DVV-13Z
TORQUE MULTIPLIER DREMOPLUS ALU
1300 N·m / 950 lbf·ft

Particularly suitable for:
- Industry, construction sites, car and truck garages, agricultural technology
- Bridge, aircraft and railway construction, shipbuilding, refineries
- Machinery and plant engineering, maintenance

Features:
- Mechanical hand torque multiplier for controlled screw tightening and unloosening screw connections
- With a single-stage planet gear
- High-performance aluminium housing
- With Z-form offset reaction arm of chrome-vanadium steel
- Can be optionally retrofitted with L-form straight reaction arm - with adjustable reaction arm - of lightweight metal
- Multiplication at the ratio of 1:5
- Guaranteed accuracy: Better than +/- 3 % tolerance
- For operation in combination with a torque wrench
- 1 model for a maximum load of around a max. 1300 N·m
- Also available as set (No. DVV-13ZG) with three different impact sockets - sizes 27, 30, 32 mm
- Output square with drill hole for impact sockets with safety pin and ring

Scope of delivery:
- Torque Multiplier DREMOPLUS ALU
- With Z-form offset reaction arm
- Delivery in sturdy shipping case with foam insert
- Factory test certificate and setting table
- Detailed technical information is available on request



DVV-13Z



DVV-13ZG

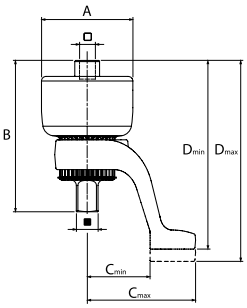

DVV-13Z

max. N·m-Output	max. lbf·ft-Output	•:⚙	□" C	■" D	A	B	C_{min}	C_{max}	D_{min}	D_{max}	max. N·m-Input	max. lbf·ft-Input	kg	Code	No.
1300	950	1:5	1/2	3/4	80	133	56	95	165	173	270	200	1.9	2653370	DVV-13Z

DVV-13ZG

Contents	max. N·m-Output	max. lbf·ft-Output	•:⚙	□" C	■" D	A	B	C_{min}	C_{max}	D_{min}	D_{max}	max. N·m-Input	max. lbf·ft-Input	kg	Code	No.
DVV-13Z **K 32 27** **K 32 30** **K 32 32**	1300	950	1:5	1/2	3/4	80	133	56	95	165	173	270	200	3.0	2653389	DVV-13ZG

OPTIONAL ACCESSORIES

Description	A	B	C_{min}	C_{max}	kg	Code	No.
Reaction arm L-form straight for DVV-13, 3/4"	80	133	60	159	0.800	2653400	RL-DVV13
Reaction arm Z-form offset for DVV-13	80	133	56	95	0.600	2653397	RZ-DVV13
Sun gear for DVV-13					0.090	2684233	E-S-DVV13


GEDORE
GEDORE

SCREWDRIVERS

3C-SCREWDRIVER
› 345



3C-SCREWDRIVER WITH STRIKING CAP
› 350



SCREWDRIVER WITH WOODEN HANDLE
› 351



ELECTRONIC SCREWDRIVER
› 352



T-HANDLES
› 354



HEXAGON ALLEN KEYS
› 357



VARIOUS
› 363



GEDORE
SCREWDRIVERS

powerful, unerring, absolute precision, wear-resistant

- The torque required by the German Standards Institute (DIN/ISO) is exceeded considerably
- The ideal all-rounder for screws in wood, plastic and metal



Striking cap
Seized screws are loosened by gently knocking on the striking cap. Full-length blade transfers the full 100 % impact force onto the blade tip.



Infoprint
Head marking for specifically and rapidly accessing the right screwdriver



Useful hanging hole





Ergonomic handle design
- Ergonomic grip design for optimum power transfer
- Maximum force involving minimum effort
- Extensive contact surface with the hand
- Ergonomically appropriately placed hard and soft elements give the grip its GEDORE typical kind-to-hands feel
- Suitable for small hands, large hands and for both right and left-handers



3-component handle
- Soft fast turning zone with hard power point - gets the power there quickly
- Power point also ensures that the forefinger reliably guides the blade
- The hard core is inside the grip. It takes up the force from the external components and easily transfers it to the shaft. The hard core can be seen at the head marking



Hexagon blade with additional hexagon bolster



Tempered blade
- Blade from GEDORE molybdenum-vanadium-Plus tempered steel for hardness, elasticity and resistance to wear
- Blade fully tempered for a long service life
- Blade injected as a positive fit into the plastic core and matt chrome-plated

Precision-made blade tip
Ensures optimum power transfer onto the screw head

3C-SCREWDRIVER

2150
3C-SCREWDRIVER
for slotted head screws

- Acc. to DIN ISO 2380-2, blade tip acc. to DIN ISO 2380-1 Form A
- 3-component handles Power-Grip³ with hanging hole
- Ergonomic handle design enables precise and fatigue-free working
- Positive-fit joint of handle and blade for optimum transmission of force
- Type of drive marked at end of the handle
- Blade from GEDORE molybdenum-vanadium-Plus tempered steel

* Length not standardised



⊖ mm	mm				Ø	kg	Code	No.
3.0	0.5	80	*	165	3,0	0.039	6679270	2150 3
3.5	0.6	75		160	3,5	0.055	2822644	2150 3,5
4.0	0.8	100		185	4,0	0.061	6679350	2150 4
4.5	0.8	90	*	190	4,0	0.100	2822652	2150 4,5
5.5	1.0	100		200	5,0	0.093	6679430	2150 5,5
6.5	1.2	150		260	6,0	0.128	6679510	2150 6,5
8.0	1.2	150		270	7,0	0.170	6679780	2150 8
8.0	1.6	175		295	7,0	0.222	2822660	2150 8-175
10.0	1.6	200		320	8,0	0.203	6679860	2150 10
10.0	1.6	300	*	420	8,0	0.222	2822679	2150 10-300
12.0	2.0	200		320	9,0	0.257	6679940	2150 12
12.0	2.0	250		370	9,0	0.222	2822687	2150 12-250

VDE 2170 ›575



2153
3C-SCREWDRIVER
for slotted head screws, stubby

- Acc. to DIN ISO 2380-2A, blade tip acc. to DIN ISO 2380-1 Form B
- For confined spaces
- 3-component handles Power-Grip³ with hanging hole
- Ergonomic handle design enables precise and fatigue-free working
- Positive-fit joint of handle and blade for optimum transmission of force
- Type of drive marked at end of the handle
- Blade from GEDORE molybdenum-vanadium-Plus tempered steel



⊖ mm	mm			kg	Code	No.
4.0	0.8	25	81	0.031	1531174	2153 4
5.5	1.0	25	81	0.036	1482432	2153 5,5
6.5	1.2	25	81	0.039	1531182	2153 6,5
8.0	1.2	25	81	0.044	1531190	2153 8

2150
3C-SCREWDRIVER
for slotted head screws, special lengths

- Acc. to DIN ISO 2380-2, blade tip acc. to DIN ISO 2380-1 Form B
- 3-component handles Power-Grip³ with hanging hole
- Ergonomic handle design enables precise and fatigue-free working
- Positive-fit joint of handle and blade for optimum transmission of force
- Type of drive marked at end of the handle
- Blade from GEDORE molybdenum-vanadium-Plus tempered steel

* Length not standardised



⊖ mm	mm				Ø	kg	Code	No.
2.0	0.4	60	*	145	2,0	0.055	2822695	2150 2-60
2.5	0.4	75		160	2,5	0.055	2822709	2150 2,5-75
3.0	0.5	150	*	235	3,0	0.044	6680280	2150 3-150
3.0	0.5	200	*	285	3,0	0.055	2822717	2150 3-200
3.5	0.6	100		185	3,5	0.055	2822725	2150 3,5-100
3.5	0.6	125		210	3,5	0.055	2822733	2150 3,5-125
3.5	0.6	200	*	285	3,5	0.055	2822741	2150 3,5-200
4.0	0.8	150	*	235	4,0	0.069	6680360	2150 4-150
4.0	0.8	200	*	285	4,0	0.055	2822768	2150 4-200
4.0	0.8	300	*	385	4,0	0.055	2822776	2150 4-300
5.5	1.0	125		225	5,5	0.100	2822784	2150 5,5-125
5.5	1.0	150		250	5,5	0.104	6680520	2150 5,5-150
5.5	1.0	200	*	300	5,5	0.100	2822792	2150 5,5-200
5.5	1.0	300	*	400	5,5	0.100	2822806	2150 5,5-300
6.0	1.2	100	*	210	6,0	0.140	2822814	2150 6-100
6.5	1.2	200	*	310	6,0	0.152	6680870	2150 6,5-200

2160 PH
3C-SCREWDRIVER
for cross-head screws PH

- Acc. to DIN ISO 8764, tip acc. to DIN ISO 8764-1 PH
- 3-component handles Power-Grip³ with hanging hole
- Ergonomic handle design enables precise and fatigue-free working
- Positive-fit joint of handle and blade for optimum transmission of force
- Type of drive marked at end of the handle
- Size 3 and 4 blade with hexagon bolster
- Blade from GEDORE molybdenum-vanadium-Plus tempered steel

* not standardised



⊕ PH	M			kg	Code	No.
0	M1,6 - M2	60		0.302	6683110	2160 PH 0
0	M1,6 - M2	100	*	0.055	2824043	2160 PH 0-100
1	M2 - M3	80		0.080	6683380	2160 PH 1
1	M2 - M3	100	*	0.100	2824051	2160 PH 1-100
1	M2 - M3	200		0.166	6683700	2160 PH 1-200
2	M3,5 - M5	100		0.119	6683460	2160 PH 2
2	M3,5 - M5	150	*	0.140	2824078	2160 PH 2-150
2	M3,5 - M5	200		0.164	6683890	2160 PH 2-200
3	M5,5 - M7	150		0.192	6683540	2160 PH 3
4	M8 - M10	200		0.274	6683620	2160 PH 4

2161 PH
3C-SCREWDRIVER
for cross-head screws PH, stubby

- Acc. to DIN ISO 8764, tip acc. to DIN ISO 8764-1 PH
- For confined spaces
- 3-component handles Power-Grip³ with hanging hole
- Ergonomic handle design enables precise and fatigue-free working
- Positive-fit joint of handle and blade for optimum transmission of force
- Type of drive marked at end of the handle
- Blade from GEDORE molybdenum-vanadium-Plus tempered steel



PH	M	mm	mm	kg	Code	No.
1	M2 - M3	25	81	0.033	1482440	2161 PH 1
2	M3,5 - M5	25	81	0.036	1531204	2161 PH 2

2161 PZ
3C-SCREWDRIVER
for cross-head screws Pozi PZ, stubby

- Acc. to DIN ISO 8764, tip acc. to DIN ISO 8764-1 PZ
- For confined spaces
- 3-component handles Power-Grip³ with hanging hole
- Ergonomic handle design enables precise and fatigue-free working
- Positive-fit joint of handle and blade for optimum transmission of force
- Type of drive marked at end of the handle
- Blade from GEDORE molybdenum-vanadium-Plus tempered steel



PZ	M	mm	mm	kg	Code	No.
1	M2 - M3	25	81	0.032	1550608	2161 PZ 1
2	M3,5 - M5	25	81	0.037	1550616	2161 PZ 2

2163 K
3C-SCREWDRIVER
for in-hex screws, with ball end

- 3-component handles Power-Grip³ with hanging hole
- Ergonomic handle design enables precise and fatigue-free working
- Positive-fit joint of handle and blade for optimum transmission of force
- Type of drive marked at end of the handle
- Working angle approx. 25° in each direction
- Blade from GEDORE molybdenum-vanadium-Plus tempered steel



mm	mm	mm	kg	Code	No.
2	100	185	0.040	1828746	2163 K 2
3	100	185	0.045	6684430	2163 K 3
4	100	185	0.068	6684510	2163 K 4
5	100	200	0.100	6684780	2163 K 5
6	125	235	0.139	6684860	2163 K 6
8	150	270	0.230	6684940	2163 K 8
10	150	270	0.285	6685080	2163 K 10
12	150	270	0.369	6685160	2163 K 12

2160 PZ
3C-SCREWDRIVER
for cross-head screws Pozi PZ

- Acc. to DIN ISO 8764, tip acc. to DIN ISO 8764-1 PZ
- 3-component handles Power-Grip³ with hanging hole
- Ergonomic handle design enables precise and fatigue-free working
- Positive-fit joint of handle and blade for optimum transmission of force
- Type of drive marked at end of the handle
- Size 3 and 4 blade with hexagon bolster
- Blade from GEDORE molybdenum-vanadium-Plus tempered steel

* not standardised



PZ	M	mm		mm	kg	Code	No.
0	M1,6 - M2	60		145	0.038	6683970	2160 PZ 0
1	M2 - M3	80		180	0.079	6684000	2160 PZ 1
1	M2 - M3	300	*	400	0.100	2824086	2160 PZ 1-300
2	M3,5 - M5	100		210	0.119	6684190	2160 PZ 2
2	M3,5 - M5	300	*	410	0.140	2824094	2160 PZ 2-300
3	M5,5 - M7	150		270	0.189	6684270	2160 PZ 3
4	M8 - M10	200		320	0.273	6684350	2160 PZ 4

2163 TX
3C-SCREWDRIVER
for recessed TORX® head screws

- 3-component handles Power-Grip³ with hanging hole
- Ergonomic handle design enables precise and fatigue-free working
- Positive-fit joint of handle and blade for optimum transmission of force
- Type of drive marked at end of the handle
- Blade from GEDORE molybdenum-vanadium-Plus tempered steel
- TORX® = reg. trademark of Acument Intellectual Properties, LLC. USA



	M	mm	mm	mm	kg	Code	No.
T5	M1,8	1,42	60	145	0.037	1616471	2163 TX T5
T6	M2	1,69	60	145	0.029	6685400	2163 TX T6
T7	M2,5	1,99	60	145	0.038	6685590	2163 TX T7
T8	M2,5	2,31	60	145	0.038	6685670	2163 TX T8
T9	M3	2,50	60	145	0.038	6685750	2163 TX T9
T10	M3 - M3,5	2,74	80	165	0.039	6685830	2163 TX T10
T15	M3,5 - M4	3,27	80	165	0.054	6685910	2163 TX T15
T20	M4 - M5	3,86	100	185	0.060	6686050	2163 TX T20
T25	M4,5 - M5	4,43	100	200	0.082	6686130	2163 TX T25
T27	M4,5 - M6	4,99	115	215	0.098	6686210	2163 TX T27
T30	M6 - M7	5,52	115	225	0.123	6686480	2163 TX T30
T40	M7 - M8	6,65	130	240	0.144	6686560	2163 TX T40
T45	M8 - M10	7,82	130	250	0.176	6686640	2163 TX T45

2163 KTX
3C-SCREWDRIVER

for recessed TORX® screws, with ball end

- 3-component handles Power-Grip³ with hanging hole
- Ergonomic handle design enables precise and fatigue-free working
- Positive-fit joint of handle and blade for optimum transmission of force
- Type of drive marked at end of the handle
- Working angle approx. 25° in each direction
- Blade from GEDORE molybdenum-vanadium-Plus tempered steel
- TORX® = reg. trademark of Acument Intellectual Properties, LLC. USA



	M	mm	mm	mm	kg	Code	No.
T10	M3 - M3,5	2,74	80	165	0.055	2824213	2163 KTX T10
T15	M3,5 - M4	3,27	80	165	0.055	2824221	2163 KTX T15
T20	M4 - M5	3,86	100	185	0.055	2824248	2163 KTX T20
T25	M4,5 - M5	4,43	100	200	0.100	2824256	2163 KTX T25
T27	M4,5 - M6	4,99	115	215	0.100	2824264	2163 KTX T27
T30	M6 - M7	5,52	115	225	0.140	2824272	2163 KTX T30
T40	M7 - M8	6,65	130	240	0.140	2824280	2163 KTX T40

2163 TXIP
3C-SCREWDRIVER

for recessed TORX PLUS® head screws

- 3-component handles Power-Grip³ with hanging hole
- Ergonomic handle design enables precise and fatigue-free working
- Positive-fit joint of handle and blade for optimum transmission of force
- Type of drive marked at end of the handle
- Blade from GEDORE molybdenum-vanadium-Plus tempered steel
- TORX PLUS® = reg. trademark of Acument Intellectual Properties, LLC. USA



	M	mm	mm	mm	kg	Code	No.
6IP	M2	2,31	60	145	0.055	2824299	2163 TX 6IP
7IP	–		60	145	0.055	2824302	2163 TX 7IP
8IP	M2,5 - M3	2,50	60	145	0.055	2824310	2163 TX 8IP
9IP	–		60	145	0.055	2824329	2163 TX 9IP
10IP	M3 - M3,5	2,74	80	165	0.055	2824337	2163 TX 10IP
15IP	M3,5 - M4	3,27	80	165	0.055	2824345	2163 TX 15IP
20IP	M4 - M5	3,86	100	185	0.055	2824353	2163 TX 20IP
25IP	M4,5 - M5	4,43	100	200	0.100	2824361	2163 TX 25IP
27IP	M5 - M6	4,99	115	215	0.100	2824388	2163 TX 27IP
30IP	M6	5,52	115	225	0.140	2824396	2163 TX 30IP
40IP	M7 - M8	6,65	130	240	0.140	2824418	2163 TX 40IP

VDE 2133 ›572



2163 TXB
3C-SCREWDRIVER

for recessed TORX® head screws with pilot

- 3-component handles Power-Grip³ with hanging hole
- Ergonomic handle design enables precise and fatigue-free working
- Positive-fit joint of handle and blade for optimum transmission of force
- Type of drive marked at end of the handle
- Blade from GEDORE molybdenum-vanadium-Plus tempered steel
- TORX® = reg. trademark of Acument Intellectual Properties, LLC. USA



	M	mm	mm	mm	kg	Code	No.
T7	M2,5	1,99	60	145	0.034	6677570	2163 TXB T7
T8	M2,5	2,31	60	145	0.038	6677650	2163 TXB T8
T9	M3	2,50	60	145	0.038	6677730	2163 TXB T9
T10	M3 - M3,5	2,74	80	165	0.039	6677810	2163 TXB T10
T10	M3 - M3,5	2,74	300	385	0.055	2824159	2163 TXB T10-300
T15	M3,5 - M4	3,27	80	165	0.054	6678030	2163 TXB T15
T15	M3,5 - M4	3,27	300	385	0.055	2824167	2163 TXB T15-300
T20	M4 - M5	3,86	100	185	0.060	6678110	2163 TXB T20
T20	M4 - M5	3,86	300	385	0.055	2824175	2163 TXB T20-300
T25	M4,5 - M5	4,43	100	200	0.082	6678380	2163 TXB T25
T27	M4,5 - M6	4,99	115	215	0.098	6678460	2163 TXB T27
T30	M6 - M7	5,52	115	225	0.123	6678540	2163 TXB T30
T40	M7 - M8	6,65	130	240	0.143	6678620	2163 TXB T40

2133
NUT DRIVER WITH 3C-HANDLE

- Acc. to DIN 3125, ISO 2725-1
- 3-component handles Power-Grip³ with hanging hole
- Ergonomic handle design enables precise and fatigue-free working
- Positive-fit joint of handle and blade for optimum transmission of force
- Head depth 25 mm, blade length 125 mm
- 10 mm and larger with hexagon bolster
- Blade from GEDORE molybdenum-vanadium-Plus steel



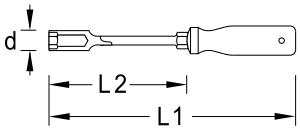

mm	L_1	L_2	d	Ø	mm	kg	Code	No.
5.0	225	125	8,0	5	–	0.097	1746723	2133 5
5.5	225	125	8,0	5	–	0.107	1746731	2133 5,5
6.0	225	125	9,0	5	–	0.109	1746758	2133 6
7.0	235	125	11,0	6	–	0.135	1746766	2133 7
8.0	235	125	12,0	6	–	0.152	1746855	2133 8
9.0	235	125	13,0	6	–	0.168	1746863	2133 9
10.0	245	125	14,0	6	10	0.198	1746898	2133 10
11.0	245	125	16,0	8	13	0.202	1746901	2133 11
12.0	245	125	17,0	8	13	0.221	1746928	2133 12
13.0	245	125	18,0	8	13	0.225	1746944	2133 13

3C-SCREWDRIVER SETS

2150-2160 PH
3C-SCREWDRIVER SET

6 pieces / 10 pieces

- Practical set composition in environmentally-friendly cardboard box
- For slotted and cross-head screws PH
- 3-component handles Power-Grip³ with hanging hole
- Ergonomic handle design enables precise and fatigue-free working
- Positive-fit joint of handle and blade for optimum transmission of force
- Type of drive marked at end of the handle
- Blade from GEDORE molybdenum-vanadium-Plus tempered steel



2150-2160 PH-06



2150-2160 PH-010

Contents	kg	Code	No.
⊖ **2150 4 5,5 6,5 8** ⊕ **2160 PH 1 2**	0.660	1482319	2150-2160 PH-06

Contents	kg	Code	No.
⊖ **2150 3 4 5,5 6,5 8** ⊖ **2153 5,5** ⊕ **2160 PH 1 2** ⊕ **2161 PH 1** ⊖ **4615 3,5**	0.825	1482343	2150-2160 PH-010

2160 PHZ-06
3C-SCREWDRIVER SET

6 pieces

- Practical set composition in environmentally-friendly cardboard box
- For cross-head screws PH and Pozi PZ
- 3-component handles Power-Grip³ with hanging hole
- Ergonomic handle design enables precise and fatigue-free working
- Positive-fit joint of handle and blade for optimum transmission of force
- Type of drive marked at end of the handle
- Blade from GEDORE molybdenum-vanadium-Plus tempered steel



Contents	kg	Code	No.
⊕ **2160 PH 0 1 2** ⊕ **2160 PZ 0 1 2**	0.344	2003589	2160 PHZ-06

VDE 2170-2160 PH-077 ›579



VDE 2162-2172 PM-06 ›577



2150-2160 PZ-06
3C-SCREWDRIVER SET

6 pieces

- Practical set composition in environmentally-friendly cardboard box
- For slotted and cross-head screws Pozi PZ
- 3-component handles Power-Grip³ with hanging hole
- Ergonomic handle design enables precise and fatigue-free working
- Positive-fit joint of handle and blade for optimum transmission of force
- Type of drive marked at end of the handle
- Blade from GEDORE molybdenum-vanadium-Plus tempered steel



2163 TX-05

Contents	kg	Code	No.
2150 4 5,5 6,5 8 **2160 PZ 1 2**	0.670	1482300	2150-2160 PZ-06

2163 TXB-05
3C-SCREWDRIVER SET

5 pieces

- Practical set composition in environmentally-friendly cardboard box
- For recessed TORX® head screws with pilot
- 3-component handles Power-Grip³ with hanging hole
- Ergonomic handle design enables precise and fatigue-free working
- Positive-fit joint of handle and blade for optimum transmission of force
- Type of drive marked at end of the handle
- Blade from GEDORE molybdenum-vanadium-Plus tempered steel
- TORX® = reg. trademark of Acument Intellectual Properties, LLC. USA



Contents	kg	Code	No.
2163 TXB T10 T15 T20 T25 T30	0.440	1616617	2163 TXB-05

2163 TX
3C-SCREWDRIVER SET

5 pieces / 10 pieces

- Practical set composition in environmentally-friendly cardboard box
- For recessed TORX® head screws
- 3-component handles Power-Grip³ with hanging hole
- Ergonomic handle design enables precise and fatigue-free working
- Positive-fit joint of handle and blade for optimum transmission of force
- Type of drive marked at end of the handle
- Blade from GEDORE molybdenum-vanadium-Plus tempered steel
- TORX® = reg. trademark of Acument Intellectual Properties, LLC. USA





2163 TX-010

Contents	kg	Code	No.
2163 BTX T10 T15 T20 T25 T30	0.435	1482327	2163 TX-05

Contents	kg	Code	No.
2163 BTX T7 T8 T9 T10 T15 T20 T25 T27 T30 T40	0.740	1482335	2163 TX-010

3C-SCREWDRIVER WITH STRIKING CAP

2154SK
3C-SCREWDRIVER WITH STRIKING CAP
for slotted head screws

- Acc. to DIN ISO 2380-2, blade tip acc. to DIN ISO 2380-1 Form A
- 3-component handles Power-Grip³ with striking cap
- Ergonomic handle design enables precise and fatigue-free working
- Positive-fit joint of handle and blade for optimum transmission of force
- Hexagon blade with additional hexagon bolster
- Blade from GEDORE molybdenum-vanadium-Plus tempered steel

* Length not standardised



reddot award 2015 winner

⊖ mm	mm			mm	kg	Code	No.
3.5	0.6	75	180	8	0.086	1845209	2154SK 3,5
4.5	0.8	75 *	180	8	0.090	1845217	2154SK 4,5
5.5	1.0	100	205	8	0.092	1845225	2154SK 5,5
6.5	1.2	125	230	10	0.154	1845233	2154SK 6,5
6.5	1.2	150	255	10	0.229	2824108	2154SK 6,5-150
7.0	1.2	125	230	10	0.229	2824116	2154SK 7
8.0	1.2	150	270	13	0.178	1845241	2154SK 8
8.0	1.6	175	295	13	0.229	2824124	2154SK 8-175
10.0	1.6	200	320	13	0.214	1845268	2154SK 10
10.0	1.6	300	420	13	0.229	2824132	2154SK 10-300
12.0	2.0	200	320	16	0.260	1845276	2154SK 12
12.0	2.0	250	370	16	0.229	2824140	2154SK 12-250
14.0	2.5	250	370	16	0.324	1845284	2154SK 14

2160SK PH
3C-SCREWDRIVER WITH STRIKING CAP
for cross-head screws PH

- Acc. to DIN ISO 8764, tip acc. to DIN ISO 8764-1 PH
- 3-component handles Power-Grip³ with striking cap
- Ergonomic handle design enables precise and fatigue-free working
- Positive-fit joint of handle and blade for optimum transmission of force
- Hexagon blade with additional hexagon bolster
- Blade from GEDORE molybdenum-vanadium-Plus tempered steel



reddot award 2015 winner

⊕ PH	M			mm	kg	Code	No.
1	M2 - M3	80	185	8	0.086	1845292	2160SK PH 1
2	M3,5 - M5	100	205	10	0.148	1845306	2160SK PH 2
3	M5,5 - M7	150	270	13	0.204	1845314	2160SK PH 3
4	M8 - M10	200	320	16	0.292	1845322	2160SK PH 4

2160SK PZ
3C-SCREWDRIVER WITH STRIKING CAP
for cross-head screws Pozi PZ

- Acc. to DIN ISO 8764, tip acc. to DIN ISO 8764-1 PZ
- 3-component handles Power-Grip³ with striking cap
- Ergonomic handle design enables precise and fatigue-free working
- Positive-fit joint of handle and blade for optimum transmission of force
- Hexagon blade with additional hexagon bolster
- Blade from GEDORE molybdenum-vanadium-Plus tempered steel



reddot award 2015 winner

⊕ PZ	M			mm	kg	Code	No.
1	M2 - M3	80	185	8	0.086	1845330	2160SK PZ 1
2	M3,5 - M5	100	205	10	0.148	1845349	2160SK PZ 2
3	M5,5 - M7	150	270	13	0.206	1845357	2160SK PZ 3

SK 2154 PH-06
3C-SCREWDRIVER SET WITH STRIKING CAP
6 pieces

- Practical set composition in environmentally-friendly cardboard box
- For firmly seated slotted and cross-head screws PH
- Hexagon blade with additional hexagon bolster
- 3-component handles Power-Grip³ with striking cap
- Ergonomic handle design enables precise and fatigue-free working
- Positive-fit joint of handle and blade for optimum transmission of force
- Blade from GEDORE molybdenum-vanadium-Plus tempered steel



reddot award 2015 winner

Contents	kg	Code	No.
⊖ **2154SK 4,5 5,5 6,5 8**	0.880	1878743	SK 2154 PH-06
⊕ **2160SK PH 1 2**			

SCREWDRIVER WITH WOODEN HANDLE

147
SCREWDRIVER
for slotted head screws

- Similar to DIN ISO 2380-2 Row B+C, blade tip acc. to DIN ISO 2380-1 Form A
- Blade tanged right through the handle, chrome-plated
- GEDORE vanadium steel 50CrV4
- Hardwood handle, clear varnished with leather cap
- Hexagon bolster for higher transmission of force



⊖ mm	mm	mm	mm	mm	kg	Code	No.
3.5	0.6	75	170	6	0.055	6413830	147 3,5
4.5	0.8	90	185	6	0.059	6413910	147 4,5
5.5	1.0	100	200	8	0.073	6414050	147 5,5
7.0	1.2	125	235	10	0.112	6414130	147 7
9.0	1.4	150	270	12	0.166	6414210	147 9
10.0	1.6	175	300	12	0.192	6414480	147 10
12.0	2.0	200	330	13	0.250	6414560	147 12

148
SCREWDRIVER
for slotted head screws

- Similar to DIN ISO 2380-2 Row B+C, blade tip acc. to DIN ISO 2380-1 Form A
- Hexagon blade with forged bolster for higher transmission of force
- Blade tanged right through the handle, chrome-plated
- GEDORE vanadium steel 50CrV4
- Hardwood handle, clear varnished with leather cap



⊖ mm	mm	mm	mm	mm	kg	Code	No.
5.5	0.8	100	200	6	0.083	6415020	148 5,5
7.0	1.0	125	230	7	0.123	6415100	148 7
8.0	1.2	150	270	8	0.174	6415290	148 8
10.0	1.6	175	300	8	0.233	6415370	148 10
12.0	2.0	200	330	12	0.381	6415450	148 12
14.0	2.5	250	390	12	0.478	6415530	148 14

162
SCREWDRIVER
for cross-head screws PH



- Similar to DIN ISO 8764-2, tip acc. to DIN ISO 8764-1 PH
- Blade tanged right through the handle, chrome-plated
- GEDORE vanadium steel 50CrV4
- Hardwood handle, clear varnished with leather cap
- Hexagon bolster for higher transmission of force

⊕ PH	M	mm	mm	mm	kg	Code	No.
1	M 2 - M 3	80	180	6	0.058	6429400	162 1
2	M 3,5 - M 5	100	210	10	0.096	6429590	162 2
3	M 6	150	275	12	0.172	6429670	162 3
4	M 8 - M 10	200	340	17	0.325	6429750	162 4

147-04
SCREWDRIVER SET
4 pieces

- Work-orientated assortment packed in environmentally-friendly cardboard box
- For slotted head screws
- Blade tanged right through the handle, chrome-plated
- GEDORE vanadium steel 50CrV4
- Hardwood handle, clear varnished with leather cap
- Hexagon bolster for higher transmission of force



Contents	kg	Code	No.
⊖ **147 5,5 7 9 10**	0.585	6422820	147-04

147-162-05
SCREWDRIVER SET
5 pieces

- Work-orientated assortment packed in environmentally-friendly cardboard box
- For slotted head and cross-head screws PH
- Blade tanged right through the handle, chrome-plated
- GEDORE vanadium steel 50CrV4
- Hardwood handle, clear varnished with leather cap
- Hexagon bolster for higher transmission of force



Contents	kg	Code	No.
⊖ **147 5,5 7 9** ⊕ **162 1 2**	0.535	6423120	147-162-05

ELECTRONIC SCREWDRIVER

171 IS
ELECTRONIC SCREWDRIVER
for slotted head screws

- Blade in high-alloy chrome-vanadium-molybdenum steel, chrome-plated
- Tip additionally coated for highest precision and corrosion protection
- 2-component-handle in ergonomic design
- Pivoting end cap with micro anti-slip surface
- Colour coding of the drive type



mm			Ø		Code	No.
1.2	155	60	2,5	0.017	1845004	171 IS 1,2
1.5	155	60	2,5	0.014	6436450	171 IS 1,5
1.8	155	60	2,5	0.017	1845012	171 IS 1,8
2.0	155	60	2,5	0.017	6438660	171 IS 2
2.5	170	75	2,5	0.020	1845020	171 IS 2,5
3.0	195	100	3,0	0.023	1845039	171 IS 3

165 PH
ELECTRONIC SCREWDRIVER
for cross-head screws PH

- Blade in high-alloy chrome-vanadium-molybdenum steel, chrome-plated
- Tip additionally coated for highest precision and corrosion protection
- 2-component-handle in ergonomic design
- Pivoting end cap with micro anti-slip surface
- Colour coding of the drive type



PH	M			Ø		Code	No.
000		60	155	2,5	0.018	1845047	165 PH 000
00		60	155	2,5	0.016	6442770	165 PH 00
0	M1,6 - M2	60	155	3,0	0.018	6442930	165 PH 0
1	M2-M3	80	175	4,5	0.031	1845055	165 PH 1

165 TX
ELECTRONIC SCREWDRIVER
for recessed TORX® head screws

- Blade in high-alloy chrome-vanadium-molybdenum steel, chrome-plated
- Tip additionally coated for highest precision and corrosion protection
- 2-component-handle in ergonomic design
- Pivoting end cap with micro anti-slip surface
- Colour coding of the drive type
- TORX® = reg. trademark of Acument Intellectual Properties, LLC. USA



	M	mm			Ø		Code	No.
T3	M1,2 - M1,4	1,13	60	155	2,5	0.016	1845098	165 TX T3
T4	M1,4	1,29	60	155	2,5	0.016	1845101	165 TX T4
T5	M1,8	1,42	60	155	2,5	0.017	1845128	165 TX T5
T6	M2	1,69	60	155	3,0	0.019	1845136	165 TX T6
T7	M2,5	1,99	60	155	3,0	0.019	1845144	165 TX T7
T8	M2,5	2,31	60	155	3,0	0.019	1845152	165 TX T8
T9	M3	2,50	60	155	3,0	0.019	1845160	165 TX T9
T10	M3 - M3,5	2,74	60	155	3,0	0.020	1845179	165 TX T10
T15	M3,5 - M4	3,27	60	155	3,5	0.023	1845187	165 TX T15
T20	M4 - M5	3,86	80	175	4,0	0.029	1845195	165 TX T20

164 IN
ELECTRONIC SCREWDRIVER
for in-hex screws

- Blade in high-alloy chrome-vanadium-molybdenum steel, chrome-plated
- Tip additionally coated for highest precision and corrosion protection
- 2-component-handle in ergonomic design
- Pivoting end cap with micro anti-slip surface
- Colour coding of the drive type



mm			Ø		Code	No.
0,7	60	155	2,5	0.018	1845063	164 IN 0,7
0,9	60	155	2,5	0.018	1845071	164 IN 0,9
1,3	60	155	2,5	0.017	6443150	164 IN 1,3
1,5	60	155	2,5	0.017	6443230	164 IN 1,5
2	60	155	2,5	0.019	6443310	164 IN 2
2,5	60	155	3,0	0.016	6443580	164 IN 2,5
3	60	155	3,5	0.022	6443740	164 IN 3

165-171-06
ELECTRONIC SCREWDRIVER SET

6 pieces

- For slotted head and cross-head screws PH
- Blade in high-alloy chrome-vanadium-molybdenum steel, chrome-plated
- Tip additionally coated for highest precision and corrosion protection
- 2-component-handle in ergonomic design
- Pivoting end cap with micro anti-slip surface
- Colour coding of the drive type
- In plastic case
- With GEDORE Check-Tool-System: 2-colour foam insert to check that the set is complete



Contents	kg	Code	No.
⊕ 165 PH 000 00 0 **⊖ 171 IS 1,2 1,8 2,5**	0.385	1902849	165-171-06

165 TX-06
ELECTRONIC SCREWDRIVER SET

6 pieces

- For recessed TORX® head screws
- Blade in high-alloy chrome-vanadium-molybdenum steel, chrome-plated
- Tip additionally coated for highest precision and corrosion protection
- 2-component-handle in ergonomic design
- Pivoting end cap with micro anti-slip surface
- Colour coding of the drive type
- In plastic case
- With GEDORE Check-Tool-System: 2-colour foam insert to check that the set is complete
- TORX® = reg. trademark of Acument Intellectual Properties, LLC. USA



Contents	kg	Code	No.
✱ 165 TX T5 T6 T7 T8 T9 T10	0.415	1902857	165 TX-06

1021
ELECTRONIC SCREWDRIVER SET

7 pieces

- In plastic case
- Dimensions: 275 x 150 x 42 mm



Contents	kg	Code	No.
⊖ 171 IS 1,2 1,5 2 **⊕ 165 PH 00 0** **8305-2** **8306-5**	0.624	6601830	1021

2C-T-HANDLE

› 2-component wing handle for high torque level when loosening or tightening. The lengthened wing provides an optimum contact surface for the palm of one's hand. It thus easily transfers considerable forces in a relaxed hand's position.



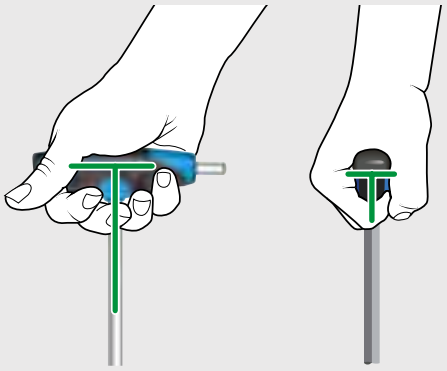

With T-shaped cross-section: broad at the top and slender below. In this way one's hand takes on a firm grip leading to vigorous working over an extended period without any fatigue.

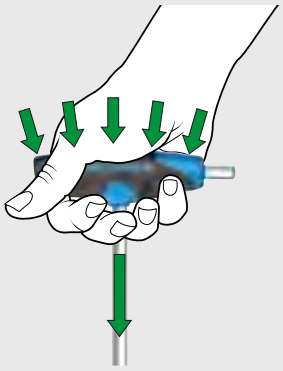

Soft zones where sensitive hand zones grip e.g. finger tips. Hard zones where robust hand zones grip.

2142 T (MM)
HEXAGON ALLEN KEY WITH 2C-T-HANDLE
for in-hex screws

› With hanging hole
› GEDORE vanadium steel 61CrSiV5, chromated

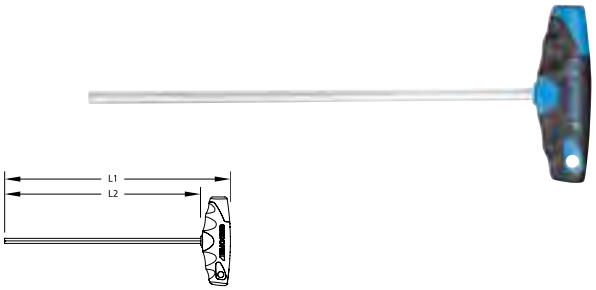

mm	L_1	L_2	kg	Code	No.
2	152	125	0.061	2647257	2142 T 2
2,5	152	125	0.091	2647265	2142 T 2,5
3	152	125	0.071	2647273	2142 T 3
4	152	125	0.080	2647281	2142 T 4
5	177	150	0.100	2647303	2142 T 5
6	188	150	0.140	2647311	2142 T 6
7	213	175	0.160	2681439	2142 T 7
8	213	175	0.221	2647338	2142 T 8
10	238	200	0.201	2647346	2142 T 10

2142 T (AF)
HEXAGON ALLEN KEY WITH 2C-T-HANDLE
for in-hex screws

› With hanging hole
› GEDORE vanadium steel 61CrSiV5, chromated

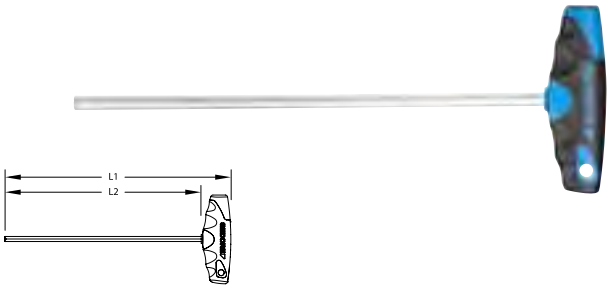

"AF	L_1	L_2	kg	Code	No.
1/8	152	125	0.101	2647354	2142 T 1/8AF
5/32	152	125	0.121	2647362	2142 T 5/32AF
3/16	177	150	0.100	2647370	2142 T 3/16AF
1/4	213	175	0.140	2647389	2142 T 1/4AF
5/16	213	175	0.221	2647397	2142 T 5/16AF
3/8	238	200	0.201	2647400	2142 T 3/8AF

DT 2142
HEXAGON ALLEN KEY WITH 2C-T-HANDLE

for in-hex screws

› With hanging hole
› With 2 hexagons, same size each end
› GEDORE vanadium steel 61CrSiV5, chromated

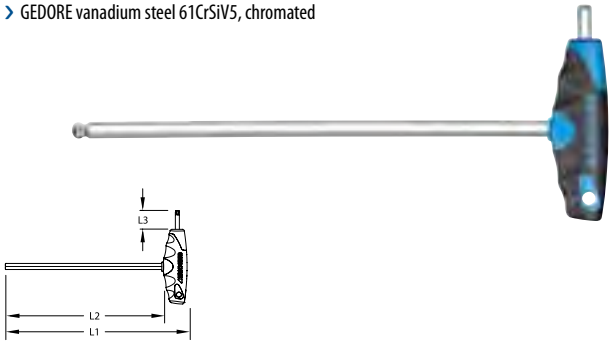

mm	L_1	L_2	L_3	kg	Code	No.
2	152	125	15	0.091	2488914	DT 2142 2
2,5	152	125	15	0.071	2498596	DT 2142 2,5
3	152	125	15	0.040	2498618	DT 2142 3
4	152	125	15	0.080	2498626	DT 2142 4
5	177	150	20	0.100	2502631	DT 2142 5
6	188	150	20	0.120	2502658	DT 2142 6
7	213	175	25	0.251	2505487	DT 2142 7
8	213	175	25	0.180	2507447	DT 2142 8
10	238	200	25	0.280	2507471	DT 2142 10

1500 CT2-DT 2142 ›110



2142 TX
WRENCH KEY WITH 2C-T-HANDLE

for recessed TORX® screws

› With hanging hole
› Chrome-vanadium steel, blade chrome-plated, tip gun-metal finish
› TORX® = reg. trademark of Acument Intellectual Properties, LLC. USA



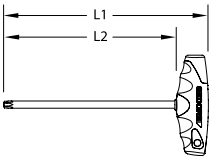

	M	mm	L_1	L_2	kg	Code	No.
T5	M1,8	1,42	152	125	0.081	2509393	2142 TX T5
T6	M2	1,70	152	125	0.081	2511622	2142 TX T6
T7	M2,5	1,99	152	125	0.081	2511657	2142 TX T7
T8	M2,5	2,31	152	125	0.051	2513072	2142 TX T8
T9	M3	2,50	152	125	0.071	2513102	2142 TX T9
T10	M3 - M3,5	2,74	152	125	0.061	2513749	2142 TX T10
T15	M3,5 - M4	3,27	152	125	0.091	2516934	2142 TX T15
T20	M4 - M5	3,86	152	125	0.081	2519062	2142 TX T20
T25	M4,5 - M5	4,43	177	150	0.091	2519186	2142 TX T25
T27	M4,5 - M6	4,99	177	150	0.100	2521571	2142 TX T27
T30	M6 - M7	5,52	188	150	0.100	2521598	2142 TX T30
T40	M7 - M8	6,65	213	175	0.140	2521601	2142 TX T40
T45	M8 - M10	7,82	213	175	0.160	2521636	2142 TX T45
T50	M10	8,83	238	200	0.180	2521644	2142 TX T50

DT 2143 KTX
CRANKED SOCKET KEY WITH 2C-T-HANDLE

for recessed TORX® screws

› Working angle approx. 25°
› With hanging hole

› Chrome-vanadium steel, blades chrome-plated, tip phosphated

› TORX® = reg. trademark of Acument Intellectual Properties, LLC. USA

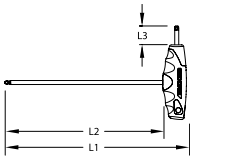





	M	mm	L_1	L_2	L_3	kg	Code	No.
T10	M3 - M3,5	2,74	152	125	15	0.091	2647486	DT 2143 KTX T10
T15	M3,5 - M4	3,27	152	125	15	0.081	2647494	DT 2143 KTX T15
T20	M4 - M5	3,86	152	125	15	0.071	2647508	DT 2143 KTX T20
T25	M4,5 - M5	4,43	177	150	20	0.121	2647516	DT 2143 KTX T25
T27	M4,5 - M6	4,99	177	150	20	0.120	2647524	DT 2143 KTX T27
T30	M6 - M7	5,52	188	150	25	0.140	2647532	DT 2143 KTX T30
T40	M7 - M8	6,65	213	175	25	0.180	2647540	DT 2143 KTX T40

2133 T
NUT DRIVER WITH 2C-T-HANDLE

- With hanging hole
- Head depth 25 mm
- GEDORE vanadium steel 31CrV3, matt chrome-plated



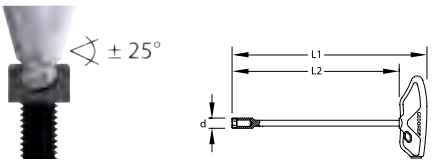

mm	L_1	L_2	d	kg	Code	No.
5.5	257	230	8	0.101	2647621	2133 T 5,5
6.0	257	230	9	0.101	2647648	2133 T 6
7.0	268	230	11	0.101	2647656	2133 T 7
8.0	268	230	12	0.180	2647664	2133 T 8
9.0	268	230	13	0.180	2647672	2133 T 9
10.0	268	230	14	0.180	2647680	2133 T 10
11.0	268	230	16	0.200	2647699	2133 T 11
12.0	268	230	17	0.220	2647702	2133 T 12
13.0	268	230	18	0.240	2647710	2133 T 13

42 DKEL - THE FIRST WITH TWO BALL ENDS

- Two ball ends and an extra short angle side for working optimally in confined spaces
- Positive or negative inclination produces a possible 50° angle of approach (+/- 25°) to the screw axis
- Projecting hindrances can be got round with the two ball ends - rapid work is the outcome
- The GEDORE vanadium steel 59CRV4 with its high manganese share ensures the screwdriver has that strength needed

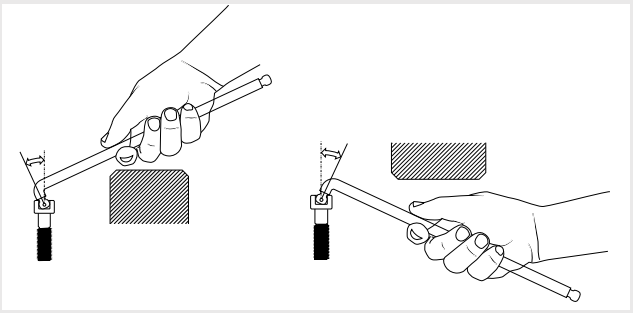



DTT 42
HEXAGON ALLEN KEY
for in-hex screws

- With 3 hexagons, same size each end
- T-handle fixed



mm	L_1	L_2	L_3	Ø	kg	Code	No.
3	150	75	30	5.0	0.042	1669540	DTT 42 3
4	180	90	35	6.0	0.064	1669559	DTT 42 4
5	180	90	35	7.0	0.092	1669567	DTT 42 5
6	210	105	40	8.0	0.134	1669575	DTT 42 6
8	250	125	50	9.5	0.224	1669583	DTT 42 8
10	300	150	60	12.0	0.418	1669591	DTT 42 10

H 42 DKEL-88
HEXAGON ALLEN KEY SET
for in-hex screws, extra long, with double ball end

- Particularly suitable for confined spaces in view of a double ball end and short angled side
- Easy to use where normal hexagon allen keys would fail thanks to improved accessibility and a low profile
- Rapid progress in work since the two ball ends allow protrusions to be gone round
- Reduces the risk of injury to the fingers when working on flat surfaces
- GEDORE vanadium steel 59CrV4, zinc-plated





Contents	kg	Code	No.
mm **42 DKEL 2 2,5 3 4 5 6 8 10**	0.400	2797186	H 42 DKEL-88

42 DKEL
HEXAGON ALLEN KEY

for in-hex screws, extra long, with double ball end

- Particularly suitable for confined spaces in view of a double ball end and short angled side
- Easy to use where normal hexagon allen keys would fail thanks to improved accessibility and a low profile
- Rapid progress in work since the two ball ends allow protrusions to be gone round
- Reduces the risk of injury to the fingers when working on flat surfaces
- GEDORE vanadium steel 59CrV4, zinc-plated





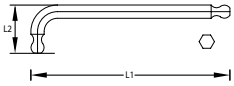

mm	L_1	L_2	kg	Code	No.
1,5	89	7.5	0.003	2797062	42 DKEL 1,5
2	102	9.0	0.004	2797089	42 DKEL 2
2,5	115	10.0	0.006	2797097	42 DKEL 2,5
3	129	11.5	0.010	2797100	42 DKEL 3
4	144	14.5	0.018	2797119	42 DKEL 4
5	165	16.5	0.050	2797127	42 DKEL 5
6	186	19.0	0.060	2797135	42 DKEL 6
7	197	20.5	0.070	2797143	42 DKEL 7
8	205	22.0	0.090	2797151	42 DKEL 8
10	227	28.0	0.160	2797178	42 DKEL 10

42 KEL
HEXAGON ALLEN KEY

for in-hex screws, extra long, with ball end

- GEDORE vanadium steel 59CrV4, chrome-plated



mm	L_1	L_2	kg	Code	No.
1,5	91.5	15.5	0.003	1563556	42 KEL 1,5
2	102.0	18.0	0.004	6370090	42 KEL 2
2,5	114.5	20.5	0.006	6370170	42 KEL 2,5
3	129.0	23.0	0.010	6370250	42 KEL 3
4	144.0	29.0	0.019	6370330	42 KEL 4
5	165.0	33.0	0.033	6370410	42 KEL 5
6	186.0	38.0	0.053	6370680	42 KEL 6
7	197.0	41.0	0.076	1729241	42 KEL 7
8	208.0	44.0	0.103	6370760	42 KEL 8
10	234.0	50.0	0.179	6370840	42 KEL 10
12	262.0	57.0	0.287	6370920	42 KEL 12

H 42 KEL-88
HEXAGON ALLEN KEY SET

for in-hex screws, extra long, with ball end

- In blue plastic holder (LPDE)
- GEDORE vanadium steel 59CrV4, chromated





Contents	kg	Code	No.
mm **42 KEL 2 2,5 3 4 5 6 8 10**	0.415	1523988	H 42 KEL-88

H 42 EL-88
HEXAGON ALLEN KEY SET

for in-hex screws, extra long

- In blue plastic holder (LPDE)
- Acc. to DIN ISO 2936
- GEDORE vanadium steel 61CrSiV5, zinc-plated



Contents	kg	Code	No.
mm **42 EL 2 2,5 3 4 5 6 8 10**	0.425	1505416	H 42 EL-88

H 42 EL-88 A
HEXAGON ALLEN KEY SET

for in-hex screws, extra long

- In blue plastic holder (LPDE)
- GEDORE vanadium steel 61CrSiV5, zinc-plated



Contents	kg	Code	No.
"AF **42 EL 5/64 3/32 1/8 5/32 3/16 7/32 1/4 5/16"**	0.300	1543555	H 42 EL-88 A

42 EL (MM)
HEXAGON ALLEN KEY
for in-hex screws, extra long

› Acc. to DIN ISO 2936
› GEDORE vanadium steel 61CrSiV5, zinc-plated



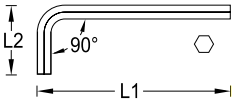

mm	L_1	L_2	kg	Code	No.
2	102.0	18.0	0.004	6350810	42 EL 2 (5/64AF)
2,5	114.5	20.5	0.007	6351030	42 EL 2,5
3	129.0	23.0	0.010	6351110	42 EL 3
4	144.0	29.0	0.019	6351380	42 EL 4
5	165.0	33.0	0.033	6351460	42 EL 5
5,5	186.0	38.0	0.047	1543342	42 EL 7/32AF (5,5MM)
6	186.0	38.0	0.054	6351540	42 EL 6
7	194.0	41.0	0.750	2977486	42 EL 7
8	208.0	44.0	0.104	6351620	42 EL 8
10	234.0	50.0	0.184	6351700	42 EL 10
12	262.0	57.0	0.293	6351890	42 EL 12
14	294.0	70.0	0.453	6351970	42 EL 14

42 EL (AF)
HEXAGON ALLEN KEY
for in-hex screws, extra long

› GEDORE vanadium steel 61CrSiV5, zinc-plated



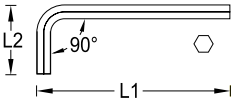

"AF	L_1	L_2	kg	Code	No.
5/64	102.0	18.0	0.004	6350810	42 EL 2 (5/64AF)
3/32	114.5	20.5	0.006	1543377	42 EL 3/32AF
1/8	129.0	23.0	0.011	1543318	42 EL 1/8AF
5/32	144.0	29.0	0.019	1543326	42 EL 5/32AF
3/16	165.0	33.0	0.030	1543334	42 EL 3/16AF
7/32	186.0	38.0	0.047	1543342	42 EL 7/32AF (5,5MM)
1/4	197.0	41.0	0.065	1543369	42 EL 1/4AF
5/16	208.0	44.0	0.103	1543350	42 EL 5/16AF
3/8	234.0	50.0	0.167	1543385	42 EL 3/8AF
1/2	277.0	63.0	0.355	1543393	42 EL 1/2AF
9/16	294.0	70.0	0.475	1543407	42 EL 9/16AF

PH 42-88
HEXAGON ALLEN KEY SET
for in-hex screws

› In blue plastic holder
› GEDORE vanadium steel 61CrSiV5, zinc-plated



Contents	kg	Code	No.
mm **4 2 2,5 3 4 5 6 8 10**	0.245	6352000	PH 42-88

H 42-10
HEXAGON ALLEN KEY SET
for in-hex screws

› In blue plastic holder (LPDE)
› Acc. to DIN ISO 2936
› GEDORE vanadium steel 61CrSiV5, zinc-plated



Contents	kg	Code	No.
mm **4 1,3 1,5 2 2,5 3 4 5 6 8 10**	0.259	1505408	H 42-10

42 (MM)
HEXAGON ALLEN KEY SET

for in-hex screws

› In blue PVC wallet
› GEDORE vanadium steel 61CrSiV5, zinc-plated



Contents	kg	Code	No.
mm **42 2 2,5 3 4 5 6 8**	0.144	6347510	42-07
mm **42 2,5 3 4 5 6 8 10**	0.254	6349050	42-70

Contents	kg	Code	No.
mm **42 3 4 5 6 8 10 12 14**	0.716	6347780	42-08
mm **42 2 2,5 3 4 5 6 7 8 10**	0.297	6347860	42-09

42 (MM)
HEXAGON ALLEN KEY

for in-hex screws

› Acc. to DIN ISO 2936
› GEDORE vanadium steel 61CrSiV5, zinc-plated up to size 12 mm, chrome-plated up from size 14 mm
* not standardised



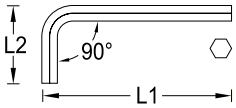

mm		L_1	L_2	kg	Code	No.
0,7		33.0	7.0	0.001	6342200	42 0,7
0,9		33.0	11.0	0.001	6342390	42 0,9
1,3		41.0	13.0	0.001	6342470	42 1,3
1,5		46.5	15.5	0.001	6340260	42 1,5
2		52.0	18.0	0.002	6340340	42 2 (5/64AF)
2,5		58.5	20.5	0.004	6340420	42 2,5
3		66.0	23.0	0.006	6340500	42 3
4		74.0	29.0	0.011	6340690	42 4
5		85.0	33.0	0.019	6340770	42 5
5,5	*	82.0	32.0	0.022	6344840	42 7/32AF (5,5MM)
6		96.0	38.0	0.031	6340850	42 6
7	*	102.0	41.0	0.044	6340930	42 7

mm		L_1	L_2	kg	Code	No.
8		108.0	44.0	0.061	6341070	42 8
9	*	114.0	47.0	0.081	6341150	42 9
10		122.0	50.0	0.106	6341230	42 10
12		137.0	57.0	0.169	6341310	42 12
14		154.0	70.0	0.266	6341580	42 14
17		177.0	80.0	0.430	6341660	42 17
19		199.0	89.0	0.602	6341740	42 19
22		222.0	102.0	0.907	6341820	42 22
24		248.0	114.0	1.211	6341900	42 24
27		277.0	127.0	1.711	6342550	42 27
30		315.0	142.0	2.423	6342630	42 30
32		347.0	157.0	3.010	6342710	42 32

H 42-88 A
HEXAGON ALLEN KEY SET

for in-hex screws

› In blue plastic holder (LPDE)
› GEDORE vanadium steel 61CrSiV5, zinc-plated



Contents	kg	Code	No.
"AF **42 5/64 3/32 1/8 5/32 3/16 7/32 1/4 5/16"**	0.172	1505424	H 42-88 A

42 (AF)
HEXAGON ALLEN KEY SET

for in-hex screws

› In blue PVC wallet
› GEDORE vanadium steel 61CrSiV5, zinc-plated



Contents	kg	Code	No.
"AF **5/64 3/32 1/8 5/32 3/16 7/32 1/4"**	0.103	6348750	42-07 A
"AF **1/8 5/32 3/16 1/4 5/16 3/8 1/2 9/16"**	0.731	6348830	42-08 A
"AF **5/64 3/32 1/8 5/32 3/16 7/32 1/4 5/16 3/8"**	0.257	6348910	42-09 A

42 (AF)
HEXAGON ALLEN KEY
for in-hex screws

› GEDORE vanadium steel 61CrSiV5, zinc-plated up to size 1/2", chrome-plated up from size 9/16"

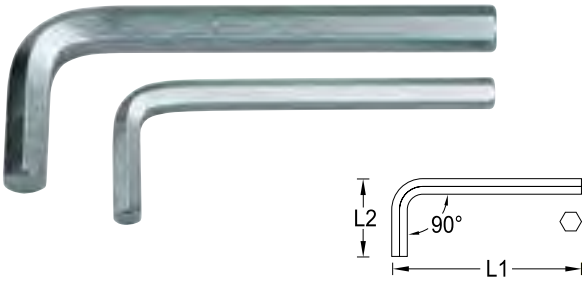

"AF	L_1	L_2	kg	Code	No.
3/64	41.0	13.0	0.002	6342120	42 3/64AF
1/16	46.5	15.5	0.002	6342040	42 1/16AF
3/32	56.5	20.5	0.004	6344330	42 3/32AF
5/64	52.0	18.0	0.002	6340340	42 2 (5/64AF)
1/8	60.0	23.0	0.006	6344410	42 1/8AF
5/32	67.0	26.0	0.010	6344680	42 5/32AF
3/16	73.0	30.0	0.015	6344760	42 3/16AF
7/32	82.0	32.0	0.022	6344840	42 7/32AF (5,5MM)
1/4	92.0	36.5	0.035	6344920	42 1/4AF
5/16	102.0	43.0	0.059	6345060	42 5/16AF
3/8	115.0	49.0	0.094	6345140	42 3/8AF
1/2	142.0	61.0	0.205	6345220	42 1/2AF
9/16	154.0	66.0	0.274	6345300	42 9/16AF
5/8	168.0	76.0	0.376	6345490	42 5/8AF
3/4	199.0	89.0	0.309	6345570	42 3/4AF

42 Z
HEXAGON ALLEN KEY
with pilot, for in-hex screws

› Acc. to DIN 6911
› Chrome-vanadium steel, zinc-plated
* not standardised

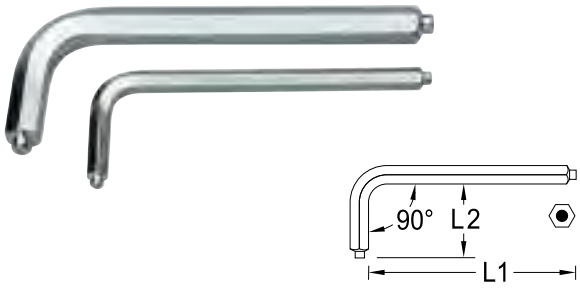

mm		L_1	L_2	kg	Code	No.
3		63	20	0.006	6342980	42 Z 3
4		70	25	0.010	6343010	42 Z 4
5		80	28	0.019	6343280	42 Z 5
6		90	32	0.031	6343360	42 Z 6
7	*	95	34	0.042	6343440	42 Z 7
8		100	36	0.058	6343520	42 Z 8
10		112	40	0.100	6343600	42 Z 10
12		125	45	0.162	6343790	42 Z 12
14		140	56	0.254	6343870	42 Z 14
17		160	63	0.418	6343950	42 Z 17
19		180	70	0.584	6344090	42 Z 19

S 42-09 A
HEXAGON ALLEN KEY SET
for in-hex screws

› On key ring with quick release
› GEDORE vanadium steel 61CrSiV5, zinc-plated



Contents	kg	Code	No.
"AF **42 5/64 3/32 1/8 5/32 3/16 7/32 1/4 5/16 3/8"**	0.273	6348160	S 42-09 A

S 42-07
HEXAGON ALLEN KEY SET
for in-hex screws

› On key ring with quick release
› GEDORE vanadium steel 61CrSiV5, zinc-plated



Contents	kg	Code	No.
mm **42 2 2,5 3 4 5 6 8**	0.162	6347430	S 42-07

SCL 42-70
HEXAGON ALLEN KEY SET
for in-hex screws

› In robust metal clip
› GEDORE vanadium steel 61CrSiV5, zinc-plated



Contents	kg	Code	No.
mm **2,5 3 4 5 6 8 10**	0.360	6347350	SCL 42-70

SCL 42 K-70
HEXAGON ALLEN KEY SET
for in-hex screws

› In robust metal clip
› Execution K with ball end
› GEDORE vanadium steel 61CrSiV5, zinc-plated



Contents	kg	Code	No.
mm **2,5 3 4 5 6 8 10**	0.361	6371140	SCL 42 K-70

SCL 42-90 A
HEXAGON ALLEN KEY SET
for in-hex screws

› In robust metal clip
› GEDORE vanadium steel 61CrSiV5, zinc-plated



Contents	kg	Code	No.
"AF **5/64 3/32 7/64 1/8 9/64 5/32 3/16 7/32 1/4"**	0.260	6354800	SCL 42-90 A

SCL 43 TX-80
CRANKED SOCKET KEY SET
for recessed TORX® screws

› In robust metal clip
› TORX® = reg. trademark of Acument Intellectual Properties, LLC. USA



Contents	kg	Code	No.
T9 T10 T15 T20 T25 T27 T30 T40	0.286	6346460	SCL 43 TX-80

42 X
CRANKED ALLEN SOCKET SCREWDRIVER
for multi-point screws XZN

› Acc. to DIN 65253, tips acc. to DIN 2325
› GEDORE vanadium steel 50CrV4, chromated

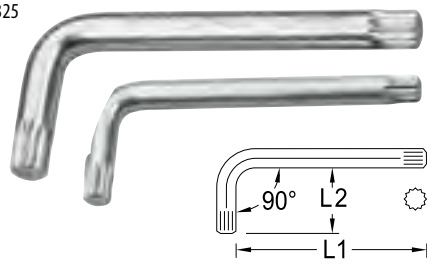

M	L_1	L_2	kg	Code	No.
M 4	63	20	0.009	1531212	42 X 4
M 5	75	30	0.015	6350060	42 X 5
M 6	86	34	0.025	6350140	42 X 6
M 8	98	40	0.043	6350220	42 X 8
M 10	110	46	0.085	6350300	42 X 10
M 12	124	52	0.124	6350490	42 X 12
M 14	139	59	0.191	6350570	42 X 14
M 16	156	72	0.308	6350650	42 X 16
M 18	178	81	0.333	6350730	42 X 18

43
CRANKED SOCKET KEY
for multi-spline screws RIBE®

› GEDORE vanadium steel 50CrV4, chromated
› RIBE® = reg. trademark of Richard Bergner GmbH & Co. KG, Schwabach, Germany

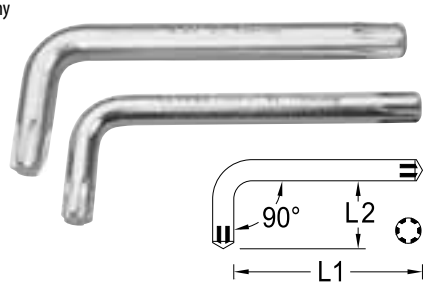

M	L_1	L_2	kg	Code	No.
M5	71	25	0.016	6352270	43 5
M6	80	28	0.025	6352350	43 6
M8	90	32	0.049	6352430	43 8
M10	100	36	0.084	6352510	43 10
M12	112	40	0.135	6352780	43 12
M14	125	45	0.203	6352860	43 14

H 43 TX
CRANKED SOCKET KEY SET
for recessed TORX® screws

- In blue LDPE holder
- Chrome-vanadium steel 50CrV4, gun-metal finish
- TORX® = reg. trademark of Acument Intellectual Properties, LLC. USA



Contents	kg	Code	No.
43 TX T7 T8 T9 T10 T15 T20 T25 T30 T40	0.120	1531417	H 43 TX-09
43 TX T9 T10 T15 T20 T25 T27 T30 T40	0.129	1531425	H 43 TX-88
43 TX T10 T15 T20 T25 T27 T30 T40 T45	0.168	1531433	H 43 TX-08

43 TX-09
CRANKED SOCKET KEY SET
for recessed TORX® screws

- In blue PVC wallet
- Chrome-vanadium steel 50CrV4, gun-metal finish
- TORX® = reg. trademark of Acument Intellectual Properties, LLC. USA



Contents	kg	Code	No.
43 TX T7 T8 T9 T10 T15 T20 T25 T30 T40	0.115	6360960	43 TX-09

43 TX
CRANKED SOCKET KEY
for recessed TORX® screws

- Chrome-vanadium steel 50CrV4, gun-metal finish
- TORX® = reg. trademark of Acument Intellectual Properties, LLC. USA



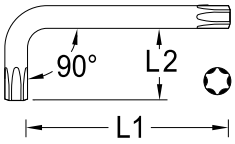

	M	mm	L_1	L_2	kg	Code	No.
T6	M2	1,69	42	16	0.003	6363550	43 TX T6
T7	M2,5	1,99	48	16	0.003	6363630	43 TX T7
T8	M2,5	2,31	48	16	0.004	6363710	43 TX T8
T9	M3	2,50	48	16	0.004	6363980	43 TX T9
T10	M3 - M3,5	2,74	51	17	0.005	6364010	43 TX T10
T15	M3,5 - M4	3,27	54	18	0.006	6364280	43 TX T15
T20	M4 - M5	3,86	57	19	0.008	6364360	43 TX T20
T25	M4,5 - M5	4,43	60	20	0.010	6364440	43 TX T25
T27	M4,5 - M6	4,99	64	21	0.016	6364520	43 TX T27
T30	M6 - M7	5,52	70	24	0.022	6364600	43 TX T30
T40	M7 - M8	6,65	76	26	0.031	6364790	43 TX T40
T45	M8 - M10	7,82	83	29	0.046	6364870	43 TX T45
T50	M10	8,83	95	32	0.060	6364950	43 TX T50
T55	M12	11,22	108	35	0.122	6365090	43 TX T55
T60	M14	13,25	120	38	0.187	6365170	43 TX T60

H 43 KTX-07
CRANKED SOCKET KEY SET
for recessed TORX® screws

- In blue LDPE holder
- With ball end
- Chrome-vanadium steel 50CrV4, gun-metal finish
- TORX® = reg. trademark of Acument Intellectual Properties, LLC. USA





Contents	kg	Code	No.
43 KTX T10 T15 T20 T25 T27 T30 T40	0.169	1531441	H 43 KTX-07

43 KTX
CRANKED SOCKET KEY

for recessed TORX® screws, with ball end

› Working angle approx. 25°
› Chrome-vanadium steel, gun-metal finish
› TORX® = reg. trademark of Acument Intellectual Properties, LLC. USA



	M	mm	L_1	L_2	kg	Code	No.
T10	M3 - M3,5	2,74	73	17	0.006	6367110	43 KTX T10
T15	M3,5 - M4	3,27	83	17	0.009	6367380	43 KTX T15
T20	M4 - M5	3,86	94	18	0.012	6367460	43 KTX T20
T25	M4,5 - M5	4,43	96	18	0.015	6367540	43 KTX T25
T27	M4,5 - M6	4,99	106	20	0.024	6367620	43 KTX T27
T30	M6 - M7	5,52	119	24	0.033	6367700	43 KTX T30
T40	M7 - M8	6,65	132	26	0.049	6367890	43 KTX T40

708
TORX® GAUGE

› Easy identification of TORX® sizes, internal E4-E16, external T10-T60
› TORX® = reg. trademark of Acument Intellectual Properties, LLC. USA



Contents	kg	Code	No.
E4 - E16	0.022	1394428	708
T10 - T60			

173
CRANKED SCREWDRIVER

for slotted head screws

› Acc. to DIN 5200, blade tips acc. to DIN ISO 2380-2
› Chrome-vanadium steel, matt nickel-plated



mm	mm	mm	kg	Code	No.
3.5	0.6	90	0.010	6437180	173 3,5
4.0	0.8	100	0.013	6437850	173 4
5.5	1.0	125	0.025	6436100	173 5,5
8.0	1.2	150	0.050	6436370	173 8
10.0	1.6	175	0.087	6437930	173 10
12.0	2.0	200	0.127	6436530	173 12

174
CRANKED SCREWDRIVER

for cross-head screws PH

› Acc. to DIN 5208, tips acc. to DIN ISO 8764-1 PH
› Chrome-vanadium steel, matt nickel-plated



PH	M	mm	kg	Code	No.
1-2	M2 - M5	100	0.029	6436880	174 1
3-4	M6 - M10	200	0.121	6436960	174 3

VARIOUS

149
MAGNETIZER AND DEMAGNETIZER

› Magnetizes or demagnetises screwdrivers, tweezers and similar tools made from steel
› Blue housing, made from high-quality plastic, unbreakable, cadmium-free



L	H	W	kg	Code	No.
52	26	50	0.088	6416500	149

156 S
SQUARE BLADED AWL

› Blue handle with hanging hole
› Blade bright nickel-plated



mm	mm	kg	Code	No.
100	200	0.084	6424520	156 S


8133-180
GEDORE
Made in Austria
0.5-2.5 ²
CRIMP
GED

PLIERS

COMBINATION PLIERS
› 370



SIDE CUTTERS / END CUTTING NIPPERS
› 373



FLAT NOSE / ROUND NOSE PLIERS
› 376



MECHANICS PLIERS
› 379



BOWDEN CABLE CUTTER / CABLE SHEARS
› 380



WIRE-STRIPPING PLIERS
› 382



ELECTRONIC PLIERS / ACCESSORIES, STRIPPING TOOLS
› 383



CRIMPING PLIERS
› 393



CIRCLIP PLIERS (X-GRIP)
› 406



GRIP WRENCHES
› 407



PIPE WRENCHES / SPECIAL PLIERS
› 411



WATER PUMP / UNIVERSAL PLIERS
› 415



BOLT CUTTERS
› 419



BLACKSMITH'S TONGS
› 420



PLIERS ASSORTMENTS
› 421



FEEL THE MARKED DIFFERENCE
WITH THE GEDORE PLIER HANDLES

Everything handled securely

- Use of the best-possible steels, most up-to-date machinery and environmentally-friendly production processes
- Our tool specialists vouch for exactness in processing and continuous refinements
- Unique manufacturing processes and special tool treatment bring about the best in results
- Stringent quality checks after each production step ensure a constantly high level
- Professional service up to the development of special customised tools

Precision, dimensioned accuracy and exactness of fitting

- High-grade industrial quality for the toughest forms of continuous use and safety in everyday work
- High bending stiffness thanks to GEDORE special hardened and tempered steel
- GEDORE pliers do not fracture or splinter when overloaded but deform under incorrect use, therefore posing a lower risk of injury to the user
- GEDORE pliers rest comfortably in the hand (M/XL/XXL) - the most important requirement, in fact, for non-taxing and safe working

Powerful gripping made easy

- Fitted with anti-slip nubs and finger protection - for a firm grip
- Ergonomically ideally placed hard and soft elements ensure fatigue-free working
- Kind-to-hands feel, extensive hand contact surface
- Anti-slip nubs support thumb gripping
- They provide thumb with the right hold and ensure reliable plier guidance
- This is true particularly for pulling or rotating movements with the pliers

Intelligently designed or the MIN-MAX principle

- Benefits in practical application from optimum utilization made of the laws of leverage.
- Maximum power transfer of the pliers with a minimum effort required
- For the pliers this means: optimum transfer of power - very high cutting performance
- For those using the pliers this means: precise, fatigue-free and ergonomic working
- The specially developed "power pliers" stands up well particularly in hard continuous operations (higher clamping forces with up to 35 % less effort exerted)





MANUFACTURING PROCESS FOR 8250 COMBINATION PLIERS



1

Blank cropped to size from C50 hardened and tempered steel.



2

Hot forged in the double forging die. The excess burr is removed under an eccentric press.



3

The blanks are "normalised" to obtain an even finer-grain, more uniform structure with optimum strength. After descaling, the blanks are calibrated for the following work steps.



4

The head is machined in a CNC-controlled machining centre. The rivet hole is drilled and counter-bored. The joint clearance and the outer contour are milled. The geometry of the joint area and the coarse and fine toothing are broached.



5

The joint faces are precision milled. The pliers head takes on its final form.



6

The moving and fixed pliers legs are riveted together. A smooth-moving joint with no play is the essential requirement for safe one-handed operation.



7

In a chamber hardening kiln, the pliers are hardened in a protective gas atmosphere, quenched in oil and finally annealed. The design of the hardening kiln ensures that the process gases are uniformly distributed, which has a positive effect on the desired material properties.



8

The cutting edges of GEDORE pliers are once again induction hardened. The additional hardness that this achieves ensures a good cutting performance and a long life between sharpening.



9

The pliers head is ground to achieve a flush geometry.



10

The surface is cleaned by sand blasting. The removal of scale and grease is necessary for the follow-on electroplating process.



11

Nickel-plated and matt-chrome-plated to prevent dazzle. The electrolytically deposited nickel coating provides the corrosion protection. The electroplated chrome improves the look and gives the pliers a perfect finish.



12

TL pliers are painted black by a robot, using water soluble paint.



13

The 2-component handles are pressed on and bonded.



14

The plastic coating on the handles is built up by multiple dipping in liquid immersion compound.

The complete range: form and function perfection

- Extremely wide selection in sizes, finish and grip designs for specialists and non-specialists alike
- Model JC = chrome-plated, 2-component handle protectors
- Model TL = black with blue dipped handle protector
- Available individually or in practical sets, in the module or in assortments

On request also available with SB pack (plastic hanging clip, Euro perforation for self-service display wallboard)



VDE TOOLS ›570

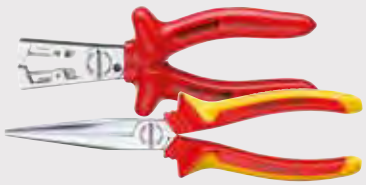

POWER PLIERS

Maximum cutting performance yet with a low level of effort expended thanks to an optimum interaction of cutting geometry, eccentric rivet bearing and ergonomic handle design.

The pliers are hot-forged from high-grade GEDORE special steel and then oil-hardened.



- Roughly toothed recess for securely holding screws, pipes etc.
- Best cutting power (Bcp) reveals the optimum cutting point under perfect power utilisation
- Anti-slip nubs give the thumb a secure hold when rotating and pulling movements are involved. They thus ensure powerful plier gripping
- Finger protection ensures maximum safety
- 2-component handles - fatigue-free working even when continuously used
- Gripping surface with file cut for particularly effective hold especially suitable for thin workpieces
- Extra high-performance cutting edge thanks to additional GEDORE induction hardening (62 - 64 HRC) for heavy continuous use
- Power pliers: The effort required in using them is down 35 % on account of the pivot transferred to the front and the resulting lengthened lever.
- Ergonomically ideally placed hard and soft elements give the grip its GEDORE typical kind-to-hands feel

Force equation

Σ **M** (rivet) = 0 = **F**(hand) x **L**(hand) = **F**(cutting edges) x **L**(optimum cutting edge distance)

The eccentric pivot point ensures that the hand torque (force x path) applied over the rivet (fulcrum) is effectively and positively translated into cutting force.

$$\mathbf{F}(\text{cutting edges}) = \frac{\mathbf{F}(\text{hand}) \times \mathbf{L}(\text{hand})}{\mathbf{L}(\text{optimum cutting edge distance})}$$

The greatly improved effective length of this design achieves increased cutting force. Optimised lever ratios bring a 35 % reduction in the effort required.

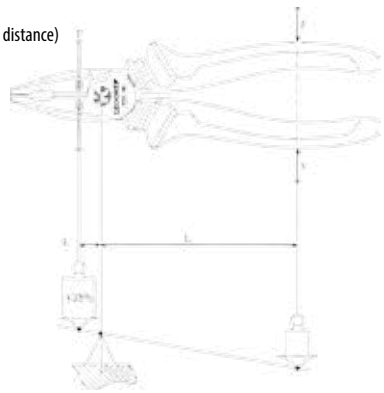

Working principle POWER PLIERS

"K" identifies the GEDORE Power Pliers range, offering increased cutting and gripping force with up to 35 % less effort.



Cutting forms as per DIN ISO 5742

Cutting without cutting bevel (without chamfer)
For flush cutting of plastics.

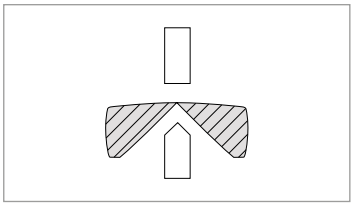

Cutting with a slight cutting bevel (small degree of chamfer)
Especially for the electronics field.

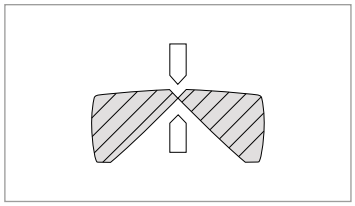

Cutting with cutting bevel (with chamfer)
Especially for steel wire, piano wire and springs. The large chamfer ensures a long service life of the cutting edge.

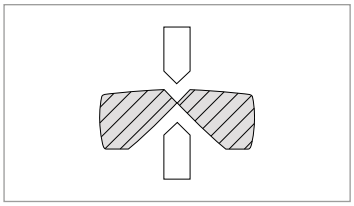

Joint types

lap joint

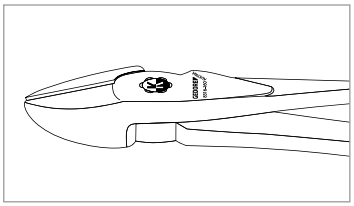

inserted joint

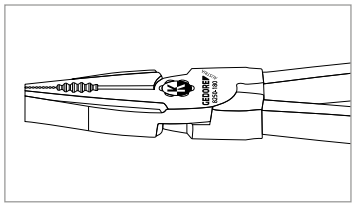

safety-box joint

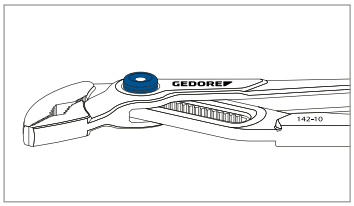

Basic jaw forms

flat jaws

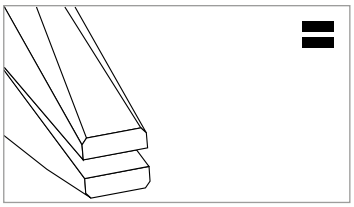

flat/round jaws

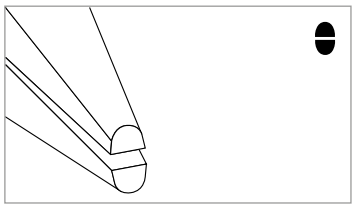

round jaws

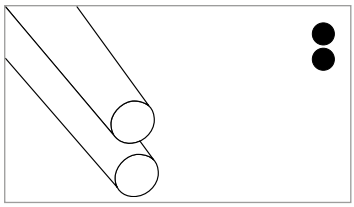

Wire categories to DIN ISO 5744

Material examples	Wire hardness	Tensile strength N/mm²	
Nail, wire nail, bronze wire	soft	approx. 600	
Wire rope fibre, steel wire	medium-hard	approx. 1600	
Spring-steel wire	hard/Piano wire	approx. 2300	

SAFETY NOTES PLIERS ›642



Combination Pliers

8248 ANGLED COMBINATION PLIERS

- For the toughest of demands
- Optimum utilisation of the power in one's hands
- No forced positioning of the hand
- Fatigue-free working over a long period made possible
- High-grade GEDORE special hardened and tempered steel for high cutting performance and a long service life
- Induction-hardened precision cutting edges, hardness 63 - 65 HRC
- For all wires including piano wire, 1.6 mm
- Hot-drop forged
- JC = chrome-plated, with 2-component handles
- TL = steel-grey, with blue dipped non-slip handles



JC


TL

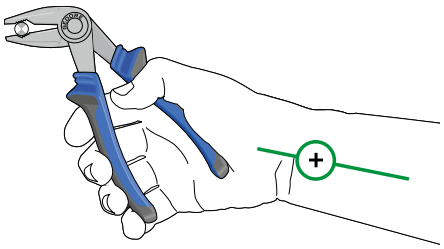

A pliers head angled at 60° goes easy on your joints and tendons. And you keep the workpiece in view at the same time

TRADITIONAL COMBINATION PLIERS

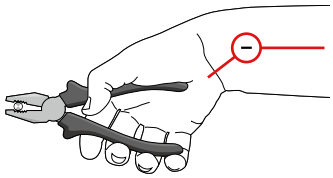

Traditional gripping faces with standard gripping on pipes and screws



Specially offset teeth in the grip surfaces for best-possible gripping on pipes and screws

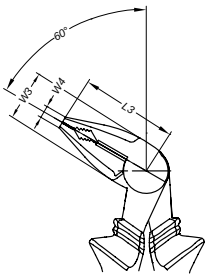

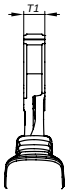

8248
ANGLED COMBINATION PLIERS

L	L_3	W_3	W_4	T_1		Code	No.
165	46	24	6	10	0.245	2276585	8248-160 JC
165	46	24	6	10	0.220	2276763	8248-160 TL

8200
COMBINATION PLIERS

- Practical small combination pliers especially for confined spaces or as car-boot tool
- For flat and round material
- For medium-hard wire, 1.6 mm
- Similar to DIN ISO 5746
- GEDORE special hardened and tempered steel, drop-forged, oil-hardened and annealed
- JC = chrome-plated, with 2-component handles



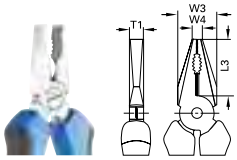

L	L_3	W_3	W_4	T_1	kg	Code	No.
125	25	16	3.2	7.6	0.117	6730480	8200-125 JC

8210
COMBINATION PLIERS
German pattern

- Acc. to DIN ISO 5746
- Reinforced type, for tough continuous operations
- Lay-on cutter box
- For flat and round material
- For medium-hard wire, 1.6 mm
- Induction-hardened precision cutting edges, hardness 62 - 64 HRC
- GEDORE special hardened and tempered steel, drop-forged, oil-hardened and annealed
- JC = chrome-plated, with 2-component handles
- TL = steel-grey, with blue dipped non-slip handles



JC



TL

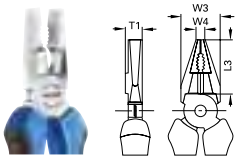

L	L_3	W_3	W_4	T_1	kg	Code	No.
160	34	23.0	5.8	10.8	0.217	6731100	8210-160 JC
160	34	23.0	5.8	10.8	0.173	6711340	8210-160 TL
180	38	27.0	6.4	11.8	0.284	6731530	8210-180 JC
180	38	27.0	6.4	11.8	0.227	6711420	8210-180 TL
200	42	29.5	7.4	12.5	0.356	6732180	8210-200 JC
200	42	29.5	7.4	12.5	0.296	6711850	8210-200 TL

8245
COMBINATION PLIERS
Euro pattern

- Acc. to DIN ISO 5746
- Universal model with slimline head, ideal for confined spaces
- Induction-hardened precision cutting edges, hardness 62 - 64 HRC
- For flat and round material
- For medium-hard wire, 1.6 mm
- GEDORE special hardened and tempered steel, drop-forged, oil-hardened and annealed
- JC = chrome-plated, with 2-component handles
- TL = steel-grey, with blue dipped non-slip handles



JC



TL

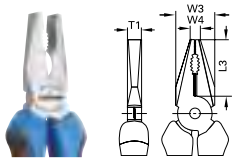

L	L_3	W_3	W_4	T_1	kg	Code	No.
160	34	23.0	5.8	8.8	0.218	6733070	8245-160 JC
160	34	23.0	5.8	8.8	0.174	6730050	8245-160 TL
180	38	27.0	6.4	9.8	0.280	6733150	8245-180 JC
180	38	27.0	6.4	9.8	0.230	6730210	8245-180 TL
200	42	29.5	7.4	10.5	0.363	6733230	8245-200 JC
200	42	29.5	7.4	10.5	0.297	6730720	8245-200 TL

8250 POWER COMBINATION PLIERS

- Acc. to DIN ISO 5746
- For heavy continuous use
- Good lever action for easy cutting
- For flat and round material



- To cut all wire types including piano wire, 1.6 mm
- GEDORE special hardened and tempered steel, drop-forged, oil-hardened and annealed
- JC = chrome-plated, with 2-component handles
- TL = steel-grey, with blue dipped non-slip handles



- Power pliers: The effort required in using them is down 35 % on account of the pivot transferred to the front and the resulting lengthened lever.



Gripping surface with file-cut for a particularly effective hold

Roughly toothed gripping surfaces for securely holding screws, pipes etc.

Inductively hardened cutting edges (62 - 64 HRC) ensure constant cutting power over a long time span.

High-grade 2-component handles with finger protection enable work to be done ergonomically and to the exclusion of tiredness

Maximum cutting performance yet with a low level of effort expended thanks to an optimum interaction of cutting geometry, eccentric rivet bearing and ergonomic handle design.

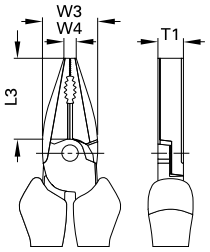

8250
POWER COMBINATION PLIERS

L	L_3	W_3	W_4	T_1	kg	Code	No.
160	35.0	22.8	5.8	10.4	0.225	1429566	8250-160 JC
160	35.0	22.8	5.8	10.4	0.180	1429574	8250-160 TL
180	38.5	25.6	6.5	11.0	0.282	6707070	8250-180 JC
180	38.5	25.6	6.5	11.0	0.227	6707660	8250-180 TL
200	39.5	27.0	6.5	12.4	0.360	6707310	8250-200 JC
200	39.5	27.0	6.5	12.4	0.288	6707740	8250-200 TL

8250-225 TL
POWER COMBINATION PLIERS

- Convex handle shape for a high force build-up*
- * Crowned surfaces/handles - i.e. which are hardly rounded - prevent unfavourable, punctual peak forces. As a result, the force is evenly spread across your hand.



L	L_3	W_3	W_4	T_1	kg	Code	No.
225	42.2	27.7	6.5	13.0	0.351	6708040	8250-225 TL

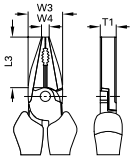

VDE 8250 / VDE 8250 H
›582



1500 CT1-142
›111



Side Cutters / End Cutting Nippers

8313
SIDE CUTTER
for plastic

- Without cutting edge bevel, for flush cutting of plastic parts or similar soft materials
- Black, cutting faces flat-ground, with compression spring for automatic opening
- With blue dipped non-slip handles (TL)



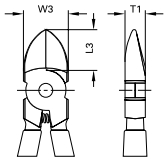

L	L_3	W_3	T_1	kg	Code	No.
125	16.0	17.0	8.5	0.116	6745910	8313-125 TL
140	18.5	18.5	9.5	0.131	6746050	8313-140 TL
160	19.0	22.0	10.0	0.184	6746130	8313-160 TL

8315
ELECTRICIANS' SIDE CUTTER

- Double-function electricians' side cutters: for cutting and stripping wire
- Stripping notches for single- and multi-core wire, 1.5 mm^2 and 2.5 mm^2 conductor cross-section
- Induction-hardened precision cutting edges, hardness 61 - 63 HRC
- GEDORE special hardened and tempered steel, drop-forged, oil-hardened and annealed
- JC = chrome-plated, with 2-component handles



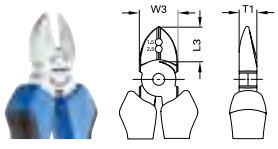

L	L_3	W_3	T_1	mm^2	kg	Code	No.
160	19	22	10	1,5 / 2,5	0.235	1396722	8315-160 JC

- Power pliers: The effort required in using them is down 35 % on account of the pivot transferred to the front and the resulting lengthened lever.
- High-grade 2-component handles with finger protection enable work to be done ergonomically and to the exclusion of tiredness

8314
SIDE CUTTER
Swedish pattern

- Acc. to DIN ISO 5749
- With slender head - ideal for confined spaces
- Induction-hardened precision cutting edges, hardness 63 - 65 HRC
- For medium-hard wire, 1.6 mm
- GEDORE special hardened and tempered steel, drop-forged, oil-hardened and annealed
- JC = chrome-plated, with 2-component handles
- TL = steel-grey, with blue dipped non-slip handles







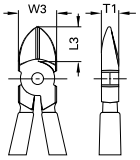

L	L_3	W_3	T_1	Ø	kg	Code	No.
125	16.0	17.0	8.5	1,6	0.146	6742300	8314-125 JC
125	16.0	17.0	8.5	1,6	0.107	6740870	8314-125 TL
140	18.5	18.5	9.5	1,6	0.176	6742730	8314-140 JC
140	18.5	18.5	9.5	1,6	0.129	6740950	8314-140 TL
160	19.0	22.0	10.0	1,6	0.230	6743380	8314-160 JC
160	19.0	22.0	10.0	1,6	0.173	6741090	8314-160 TL

8314-180
POWER SIDE CUTTER
Swedish pattern

- Convex handle shape for a high force build-up*
- Acc. to DIN ISO 5749
- With slender head - ideal for confined spaces
- Induction-hardened precision cutting edges, hardness 63 - 65 HRC
- For medium-hard wire, 1.6 mm
- GEDORE special hardened and tempered steel, drop-forged, oil-hardened and annealed

* Crowned surfaces/handles - i.e. which are hardly rounded - prevent unfavourable, punctual peak forces. As a result, the force is evenly spread across your hand.





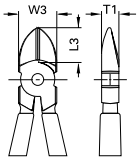

L	L_3	W_3	T_1	Ø	kg	Code	No.
185	25.0	26.0	11.0	1,6	0.300	2910934	8314-180 JC
185	25.0	26.0	11.0	1,6	0.243	2910926	8314-180 TL

8316 POWER SIDE CUTTER

- Acc. to DIN ISO 5749
- Good lever action for easy cutting
- For hard wire/piano wire
- Max. cutting capacity Ø 1.4 - 2.0 mm
- GEDORE special hardened and tempered steel, drop-forged, oil-hardened and annealed
- JC = chrome-plated, with 2-component handles
- TL = steel-grey, with blue dipped non-slip handles



JC



TL

Inductively hardened cutting edges (63 - 65 HRC) ensure constant cutting power over a long time span.



Maximum cutting performance yet with a low level of effort expended thanks to an optimum interaction of cutting geometry, eccentric rivet bearing and ergonomic handle design.

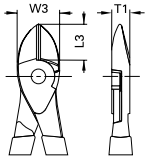

8316
POWER SIDE CUTTER
American pattern

L	L_3	W_3	T_1	Ø	kg	Code	No.
140	17.0	22.0	9.5	1,4	0.175	6744190	8316-140 JC
140	17.0	22.0	9.5	1,4	0.146	6711930	8316-140 TL
160	19.0	24.5	10.0	1,6	0.236	6744510	8316-160 JC
160	19.0	24.5	10.0	1,6	0.195	6712070	8316-160 TL

L	L_3	W_3	T_1	Ø	kg	Code	No.
180	22.6	26.0	11.0	1,8	0.265	1439588	8316-180 JC
180	22.6	26.0	11.0	1,8	0.225	1439596	8316-180 TL
200	22.0	28.0	11.0	2,0	0.340	6745080	8316-200 JC
200	22.0	28.0	11.0	2,0	0.270	6712150	8316-200 TL

VDE 8316 / VDE 8316 H ›584



S 8303 JC ›422



8318
LEVER-ACTION SIDE CUTTER

- For hard wire/piano wire 1.6 mm
- Double-jointed for maximum cutting performance
- Head and joint made from special steel, head gun-metal finished
- Handles chrome-plated and PVC coated



Ø	mm	inch	kg	Code	No.
1,6	160	6.1/2	0.213	6745590	8318-160 TL

8370
LEVER-ACTION END CUTTING NIPPER

- Acc. to DIN ISO 5748
- For hard wire/piano wire - values see table
- Double-lever mechanism for maximum cutting performance
- C65 tool steel, fully forged
- GEDORE blue varnished

* not standardised



Ø		mm	inch	kg	Code	No.
2		180	7	0.460	6750830	8370-180
2		210	8.1/2	0.610	6751050	8370-210
2,5	*	235	9.1/4	0.755	6751210	8370-235

8367
END CUTTING NIPPER POWER

- Acc. to DIN ISO 5748
- Good lever action for easy cutting
- Induction-hardened precision cutting edges, hardness 63 - 65 HRC
- For hard wire/piano wire 1.6 mm
- GEDORE special hardened and tempered steel, drop-forged, oil-hardened and annealed
- JC = chrome-plated, with 2-component handles
- TL = steel-grey, with blue dipped non-slip handles



JC



TL



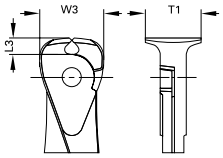

L	L_3	W_3	T_1	Ø	kg	Code	No.
160	6.9	27	23.5	1,6	0.254	6749150	8367-160 JC
160	6.9	27	23.5	1,6	0.242	6712230	8367-160 TL

8380
TOWER PINCER

- Heavy-duty wire braid and mesh-cutting pincers
- Acc. to DIN ISO 9242, Form A
- Induction-hardened precision cutting edges, hardness 61 - 63 HRC
- For medium-hard wire, 1.6 mm
- Heads ground, steel-grey, with blue dipped non-slip handles (TL)
- Geometrically optimised head and handle areas for ergonomic use
- In high-quality tool steel



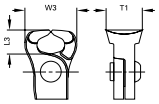

L	L_3	W_3	T_1	kg	Code	No.
230	16	31	22	0.358	6752020	8380-225 TL
250	16	35	25	0.423	6752100	8380-250 TL
280	16	35	25	0.541	6752290	8380-280 TL

8381
PINCER

- Standard heavy-duty pincers
- Acc. to DIN ISO 9243, Form A
- Induction-hardened precision cutting edges, hardness 61 - 63 HRC
- Heads ground, steel-grey, with blue dipped non-slip handles (TL)
- In high-quality tool steel



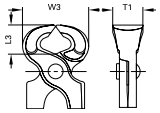

L	L_3	W_3	T_1	kg	Code	No.
160	21.0	48	20	0.258	6752370	8381-160 TL
180	21.0	50	23	0.362	6751800	8381-180 TL
200	23.5	55	26	0.442	6751990	8381-200 TL
225	23.5	55	25	0.514	6752450	8381-225 TL
250	23.5	58	27	0.586	6752530	8381-250 TL

Flat Nose / Round Nose Pliers

8110
FLAT NOSE PLIERS
without cutting edge, serrated

- Acc. to DIN ISO 5745
- Short jaws, serrated gripping faces
- For holding and bending
- GEDORE special hardened and tempered steel, drop-forged, oil-hardened and annealed
- JC = chrome-plated, with 2-component handles
- TL = steel-grey, with blue dipped non-slip handles



L	L_3	W_3	W_4	T_1	kg	Code	No.
140	28.5	16.5	3.6	8.5	0.154	6711690	8110-140 JC
140	28.5	16.5	3.6	8.5	0.118	6711500	8110-140 TL

8120
FLAT NOSE PLIERS
without cutting edge, serrated

- Acc. to DIN ISO 5745
- Long jaws, serrated gripping faces
- For holding and bending
- GEDORE special hardened and tempered steel, drop-forged, oil-hardened and annealed
- JC = chrome-plated, with 2-component handles
- TL = steel-grey, with blue dipped non-slip handles



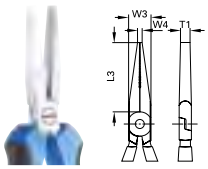

L	L_3	W_3	W_4	T_1	kg	Code	No.
160	51	16.5	3.4	9	0.170	6715170	8120-160 JC
160	51	16.5	3.4	9	0.133	6710370	8120-160 TL

8112
ROUND NOSE PLIERS
serrated

- Similar to DIN ISO 5745
- Short jaws, serrated gripping faces
- For gripping and bending
- GEDORE special hardened and tempered steel, drop-forged, oil-hardened and annealed
- JC = chrome-plated, with 2-component handles
- TL = steel-grey, with blue dipped non-slip handles



L	L_3	W_3	D_1	T_1	kg	Code	No.
140	29.0	17.0	2.5	8.5	0.146	6713390	8112-140 JC
140	28.5	16.5	2.5	8.5	0.110	6713200	8112-140 TL

VDE 8120 / VDE 8120 H ›585



8122
ROUND NOSE PLIERS
serrated



- Acc. to DIN ISO 5745
- Long jaws, serrated gripping faces
- For gripping and bending
- GEDORE special hardened and tempered steel, drop-forged, oil-hardened and annealed
- JC = chrome-plated, with 2-component handles
- TL = steel-grey, with blue dipped non-slip handles

L	L_3	W_3	D_1	T_1	kg	Code	No.
160	48	16.5	2.5	8.7	0.150	6716810	8122-160 JC
160	48	16.5	2.5	8.7	0.114	6710530	8122-160 TL

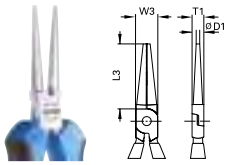

8132
TELEPHONE PLIERS
with cutting edge, serrated, straight pattern



- Acc. to DIN ISO 5745
- Long, flat-round jaws, straight gripping faces, serrated
- For holding, gripping, bending and cutting
- Induction-hardened precision cutting edges, hardness 61 - 63 HRC
- GEDORE special hardened and tempered steel, drop-forged, oil-hardened and annealed
- JC = chrome-plated, with 2-component handles
- TL = steel-grey, with blue dipped non-slip handles

L	L_3	W_3	W_4	T_1	T_2	kg	Code	No.
140	42.0	15.0	2.5	7.8	2.0	0.125	6718860	8132-140 JC
140	42.0	15.0	2.5	7.8	2.0	0.104	6710610	8132-140 TL
160	50.0	16.5	3.2	9.0	2.5	0.166	6719240	8132-160 JC
160	50.0	16.5	3.2	9.0	2.5	0.129	6710880	8132-160 TL
200	75.7	18.5	3.7	9.5	2.8	0.225	6719670	8132-200 JC
200	75.7	18.5	3.7	9.5	2.8	0.186	6710960	8132-200 TL

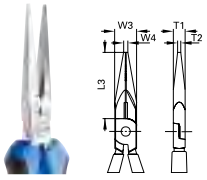

8132 AB
BENT NOSE TELEPHONE PLIERS
with cutting edge, serrated, angled pattern



- Similar to DIN ISO 5745
- Long, flat-round jaws, angled gripping surfaces, serrated
- 45 ° angled tips make gripping round the corner possible
- Induction-hardened precision cutting edges, hardness 61 - 63 HRC
- GEDORE special hardened and tempered steel, drop-forged, oil-hardened and annealed
- JC = chrome-plated, with 2-component handles
- TL = steel-grey, with blue dipped non-slip handles

L	L_3	W_3	W_4	T_1	T_2	kg	Code	No.
160	46.0	16.5	3.2	9.0	2.5	0.163	6720920	8132 AB-160 JC
160	46.0	16.5	3.2	9.0	2.5	0.125	6711180	8132 AB-160 TL
200	70.5	18.5	3.7	9.5	2.8	0.225	6721300	8132 AB-200 JC
200	70.5	18.5	3.7	9.5	2.8	0.190	6711260	8132 AB-200 TL

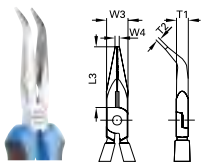

VDE 8122 / VDE 8122 H ›585



VDE 8132 / VDE 8132 H ›586



VDE 8132 AB / VDE 8132 AB H ›586



8133 MULTIPLE PLIERS

- Multifunctional pliers for the mechanical and electronic fields
- Holding, cutting, insulation-stripping, crimping, squeezing
- Flat-round jaws, straight gripping faces, serrated
- For medium-hard wire, 1.6 mm
- GEDORE special hardened and tempered steel, drop-forged, oil-hardened and annealed
- JC = chrome-plated, with 2-component handles
- TL = steel-grey, with blue dipped non-slip handles


TL


JC



8133
MULTIPLE PLIERS

with cutting edge, serrated, straight pattern

⊢mm⊣	kg	Code	No.
180	0.180	6722110	8133-180 JC
200	0.200	2676079	8133-200 JC
180	0.160	1997394	8133-180 TL
200	0.180	2676087	8133-200 TL

8135
TELEPHONE PLIERS

without cutting edge, serrated, straight pattern

- Acc. to DIN ISO 5745, straight pattern
- Flat-round tapered jaws, cross-hatched gripping surfaces and fine-tipped nose
- Also suitable as needle nose soldering pliers
- GEDORE special hardened and tempered steel, drop-forged, oil-hardened and annealed
- JC = chrome-plated, with 2-component handles
- TL = steel-grey, with blue dipped non-slip handles


JC


TL

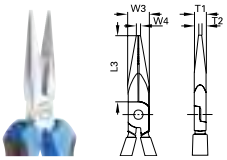

L	L_3	W_3	W_4	T_1	T_2	kg	Code	No.
140	42	15.0	2.5	7.8	2.0	0.108	6722460	8135-140 TL
160	50	16.5	3.2	9.0	2.5	0.166	6722540	8135-160 JC
160	50	16.5	3.2	9.0	2.5	0.142	6722620	8135-160 TL

Mechanics Pliers

8136
MECHANICS PLIERS
without wire cutter, straight pattern

- Acc. to DIN ISO 5745
- Flat-round tapered jaws, cross-hatched gripping surfaces
- For holding, gripping and bending
- Fine-tipped nose, for safe work in confined spaces
- GEDORE special hardened and tempered steel, drop-forged, oil-hardened and annealed
- JC = chrome-plated, with 2-component handles
- TL = steel-grey, with blue dipped non-slip handles





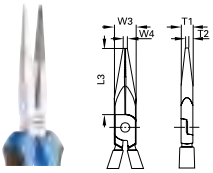

L	L_3	W_3	W_4	T_1	T_2	kg	Code	No.
200	75.7	18.5	3.7	9.5	2.8	0.241	6722700	8136-200 JC
200	75.7	18.5	3.7	9.5	2.8	0.201	6722890	8136-200 TL

8136 AB
MECHANICS PLIERS
without wire cutter, angled pattern

- Similar to DIN ISO 5745
- Flat-round tapered jaws, cross-hatched gripping surfaces
- 45° angled tips make gripping round the corner possible
- Fine-tipped nose, for safe work in confined spaces
- GEDORE special hardened and tempered steel, drop-forged, oil-hardened and annealed
- JC = chrome-plated, with 2-component handles
- TL = steel-grey, with blue dipped non-slip handles





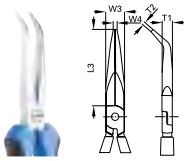

L	L_3	W_3	W_4	T_1	T_2	kg	Code	No.
200	70	18.5	3.7	9.5	2.8	0.239	6722970	8136 AB-200 JC
200	70	18.5	3.7	9.5	2.8	0.201	6723000	8136 AB-200 TL

8137
MECHANICS PLIERS
without wire cutter, offset pattern

- Flat-round tapered jaws, cross-hatched gripping surfaces
- Fine-tipped nose
- Gently-curved jaws enable holding and gripping to be done in inaccessible places
- GEDORE special hardened and tempered steel, drop-forged, oil-hardened and annealed
- JC = chrome-plated, with 2-component handles



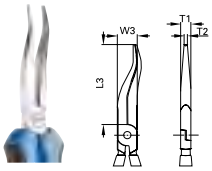

L	L_3	W_3	T_1	T_2	kg	Code	No.
200	74	18.5	9.5	2.8	0.231	6723190	8137-200 JC

8138
MECHANICS PLIERS
without wire cutter, 30° angled

- 30 ° angled flat-round tapered, hooked jaws, cross-hatched gripping surfaces 30 °, fine-tipped nose
- For safe gripping, positioning and loosening of round, oval and angular parts
- Ideal for spark plug connectors and all kinds of hoses (e.g. radiator hoses)
- GEDORE special hardened and tempered steel, drop-forged, oil-hardened and annealed
- JC = chrome-plated, with 2-component handles



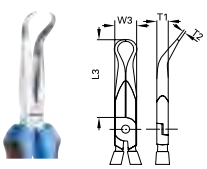

L	L_3	W_3	T_1	T_2	kg	Code	No.
200	68	18.5	9.5	2.8	0.234	6723350	8138-200 JC

Cable cutter

8317
BOWDEN CABLE CUTTER/WIRE ROPE CUTTER

- Crimping of bowden-cable sleeves and end-sleeves 1.5 mm and 2 mm
- For cutting wire rope up to 2 mm diameter and bowden-cable sleeves up to 5 mm diameter as well as for medium-hard wire
- With opening spring, transport lock and width adjustment
- Induction-hardened cutting edges
- Innovative GEDORE cutting form produces a precision cut
- Low overall weight

⊢ mm ⊣	kg	Code	No.
170	0.150	2011638	8317-160 JC



GEDORE
WIRE ROPE CUTTER

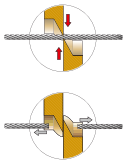

- Shearing cut - the cutting plates slide past each other and in this way dissect the material.
- The wire rope is cleanly cut and retains its circular cross-section. It does not fan out.

BOLT CUTTER

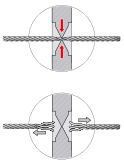

- Notch cut; the cutters press into the material and create a notch. The material is compacted and thus separated.
- The wire rope is compressed and thus loses its circular cross-section at the cut. The wire rope fans out as a result.

Splicing:
- The old seafaring ability to separate the rope into its individual strands so as to then braid them into a loop or lengthen the rope with another rope without knotting.

Fanning out:
- Fanning out - that is separating off into individual strands - is not wanted when cutting wire ropes. It is a very laborious business to splice wire ropes. That is why more up-to-date ways are available to incorporate loops in wire ropes. However, they require a smooth cut without any spliced strands.

8320 JC
WIRE ROPE CUTTER

Execution:
- Easy-to-change cutting plates
- Cutting plates of powder metallurgical high-speed steel (HSS). Manufactured in the MIM process (**M**etal **I**njection **M**olding)
- Extremely high durability compared to traditional wire rope cutters
- Extremely soft shearing cut reliably prevents the wire rope from fanning out
- Tip: Can be operated with one hand of an average size up to a 5 mm Ø. Therefore optimally suited as shears in an emergency at sea.

Jaws/Cutting edges:
- Specially arched cutting edges
- Easy to replace cutting plates if worn
- Hardness 62 - 65 HRC
- Low force needed due to the optimum cutting-edge geometry
- Two integrated press profiles for Bowden cable terminal sleeves and cable end sleeves

Cutting performance:
- Wire ropes up to 1800 N/mm² with max. 6 mm Ø
- (e.g. stainless steel wire ropes, wire ropes with steel and textile cores, Bowden cables, shears)
- Wire up to 750 N/mm² with max. 4 mm Ø
- (e.g. nails/wire nails, screws, bolts, ceiling banners)
- Single- and multi-core copper and aluminium cables with max. 6 mm Ø

Joint:
- Adjustable joint for precise cutting plate guidance
- Latch to prevent unwanted opening

Handles:
- JC = with 2-component handles

Material/Finish:
- Plier body hot drop-forged
- Chrome-plated



⊢ mm ⊣	kg	Code	No.
200	0.480	2788799	8320-200 JC

E-8320
SET OF SPARES FOR WIRE ROPE CUTTER

- Consisting of: 2 cutting plates, 2 screws , 1 TORX® cranked socket key

Code	No.
2830779	E-8320-200

Cable Shears

8090 CABLE SHEARS

- For cutting single, multiple and fine-wire copper and aluminium cables up to Ø 15 mm / 50 mm²
- An easy precision-type cut
- One-handed operation
- No cable squeezing or deformation
- Not suitable for steel wire, wire rope and hard-drawn copper wire
- Opening spring for fatigue-free working
- Cutting edges additionally inductively hardened
- Precision ground for optimum action, new cutting-edge geometry
- Adjustable screw joint with finger protection
- Special hardened and tempered steel, forged, gun-metal finish, with dipped handle grips



mm²	Ø	mm	inch	kg	Code	No.
50	15	170	6.3/4	0.210	2959720	8090-170 TL

8092 CABLE SHEARS

- Max. cutting capacity Ø 10 mm²
- For cutting multi-core copper and aluminium cables up to Ø 10 mm
- Precision ground for optimum action, new cutting-edge geometry
- Not suitable for steel wire and hard copper
- Hardness 55 HRC
- Special hardened and tempered steel, forged, ground, with dipped handle grips



mm²	Ø	mm	inch	kg	Code	No.
10/50	10	160	6.1/2	0.180	2878356	8092-160 TL

8093 CABLE SHEARS

- For cutting multi-core copper and aluminium cables up to Ø 27 mm
- Not suitable for wire ropes and steel wire
- New cutting-edge geometry for a clean, smooth cut
- Optimum lever action requires less effort
- Compact design, low weight
- Cutter head made from forged special tool steel
- High-strength tubular aluminium handles, powder-enamelled, with rubber grips



Ø	mm²	mm	inch	kg	Code	No.
27	150	505	20	1.056	6724830	8093

8094 CABLE SHEARS

- For cutting multi-core copper and aluminium cables up to Ø 20 mm
- When using first and final cuts, the diameter increases to Ø 25 mm
- The handle width remains within the range of ergonomic single-hand operation
- First cut: Use the front blade to cut the cable sheath
- Final cut: Place the cable in the back blade and separate the wire(s)
- Cutting edges additionally inductively hardened
- Precision ground for optimum action, new cutting-edge geometry
- Adjustable screw joint with finger protection
- Not suitable for steel wire or hard-drawn copper wire
- Special hardened and tempered steel, forged, gun-metal finish, with dipped handle grips



Ø	mm²	mm	inch	kg	Code	No.
20	70	200	8.1/2	0.329	6724910	8094

VDE 8094 ›580



8095 CABLE SHEARS

- Shear's head in stainless steel, opens automatically
- With impact-resistant plastic handles
- With practical closure
- For wire up to 10 mm²



mm²	mm	inch	kg	Code	No.
10	160	6.1/2	0.134	6707820	8095-160

Stripping Pliers

8097
STRIPPING PLIERS
automatic

- With V-shaped cutting knife
- For stripping single-strand conductors 0.2 - 6.0 mm²
- Adjustable stripping length
- With wire cutter up to 2 mm





⊢ mm ⊣	⊢ "inch ⊣	mm²	kg	Code	No.
200	8	0,2-6	0.193	6702940	8097

8098
STRIPPING PLIERS

- Opens automatically, with spring and adjusting screw
- V-shaped cutting jaws for stripping the plastic insulation of single- and multi-core conductors
- Adjuster and counter screws for easy setting to the desired wire or flex diameter
- For 0.8 - 6.0 mm wires²
- GEDORE special hardened and tempered steel, drop-forged, oil-hardened and annealed
- JC = chrome-plated, with 2-component handles
- TL = steel-grey, with blue dipped non-slip handles



JC



TL



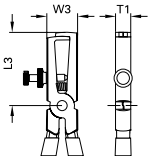

L	L_3	W_3	T_1	mm²	kg	Code	No.
160	43.5	18.5	8.5	0,8-6	0.198	6708630	8098-160 JC
160	43.5	18.5	8.5	0,8-6	0.153	6710020	8098-160 TL

8099
STRIPPING PLIERS STRIP-FIX

- Self-adjusting, for wires 0.5 - 5.0 mm²
- V-shaped cutting jaws for stripping the plastic insulation of single and multi-core conductors
- GEDORE special hardened and tempered steel, drop-forged, oil-hardened and annealed
- JC = chrome-plated, with 2-component handles
- Pair of spare knives no. E-8099





⊢ mm ⊣	⊢ "inch ⊣	mm²	kg	Code	No.
160	6.1/2	0,5-5	0.217	6709520	8099-160 JC

E-8099
PAIR OF SPARE KNIVES
for stripping pliers STRIP-FIX

kg	Code	No.
0.012	5709580	E-8099

VDE 8099 / VDE 8099 H ›581



Electronic Pliers

ELECTRONIC PLIERS

- For bending, straightening and assembly work in the electronic and precision mechanical sector
- GEDORE ESD-electronic-pliers dissipate electrostatic energy in a slow, controlled manner
- Surfaces: Ground-steel - no flaking chrome parts to cause faults in electronic circuitry

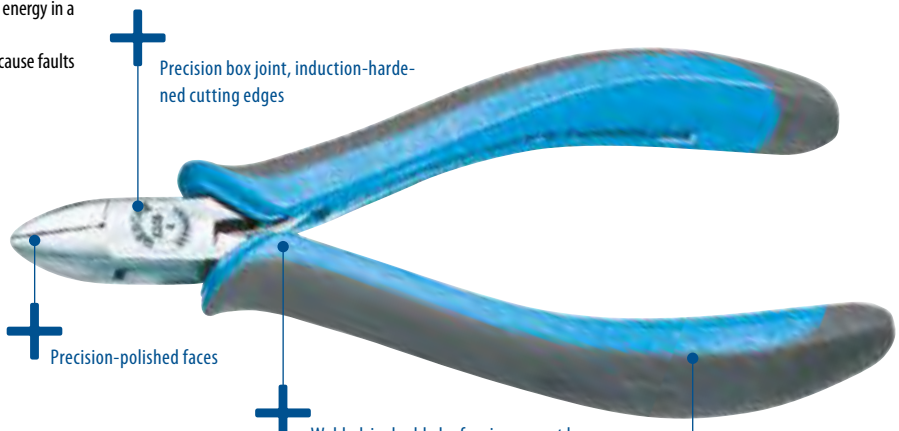

ESD = electrostatic discharge protection
BL [JL] = Jaw length
SL [CL] = Cutting edge length

ATTENTION! SAFETY NOTE!

- Due to the conductivity of the ESD 2-component handles, these tools must not be brought into contact with live conductors passing a voltage sufficient to cause an electric shock.

CARE REGULATION

- For safety reasons ESD pliers are not coated with chrome.
- The surface of the pliers is of polished steel and therefore is at the mercy of corrosion.
- As such, the surfaces of these pliers must be cleaned with a cloth at least 1x a day either during or after the work.
- We would recommend our 8305 MT microfibre cloth

S 8305 ESD
ELECTRONIC PLIERS SET

6 pieces

- Dimensions: L 230 x W 165 x H 55 mm
- With microbfibre cloth 8305 MT





Contents			kg	Code	No.
8305-9 **8306-6** **8307-3**	**8307-4** **8306-1**	**8308-1** **E-8305 MT**	0,680	1955551	S 8305 ESD

Electronic side cutters

Induction-hardened precision cutting edges, 61-63 HRC

8306-1
ELECTRONIC SIDE CUTTER

- Oval head, with bevel
- Induction-hardened precision cutting edges, 61 - 63 HRC

Cutting values:

- Hard wire: 0.4 mm/AWG 26
- Soft steel: 1.0 mm/AWG 18
- Copper wire: 1.5 mm/AWG 15

- ESD = electrostatic discharge protection



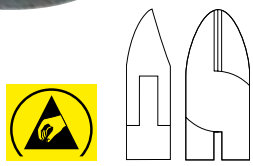

CL	mm	kg	Code	No.
12	125	0.080	6726450	8306-1

8306-2
MINIATURE ELECTRONIC SIDE CUTTER

- Short, oval head, with fine bevel
- Induction-hardened precision cutting edges, 61 - 63 HRC

Cutting values:

- Soft steel: 0.6 mm/AWG 22
- Copper wire: 1.2 mm/AWG 16

- ESD = electrostatic discharge protection



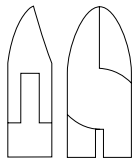

CL	mm	kg	Code	No.
9	120	0.071	6726530	8306-2

8306-4
ELECTRONIC SIDE CUTTER

- Oval head, with fine bevel
- Induction-hardened precision cutting edges, 61 - 63 HRC

Cutting values:

- Soft steel: 1.0 mm/AWG 18
- Copper wire: 1.5 mm/AWG 15

- ESD = electrostatic discharge protection



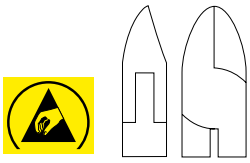

CL	mm	kg	Code	No.
14	125	0.081	6727180	8306-4

8306-5
MINIATURE ELECTRONIC SIDE CUTTER

- Pointed head, with fine bevel
- Induction-hardened precision cutting edges, 61 - 63 HRC

Cutting values:

- Hard wire: 0.4 mm/AWG 26
- Soft steel: 1.0 mm/AWG 18
- Copper wire: 1.2 mm/AWG 16

- ESD = electrostatic discharge protection



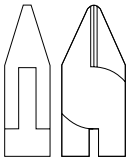

CL	mm	kg	Code	No.
12	125	0.079	6727340	8306-5

8306-6
MINIATURE ELECTRONIC SIDE CUTTER

- Short, head pointed and flattened (relief-milled), with fine bevel
- Induction-hardened precision cutting edges, 61 - 63 HRC
- ESD = electrostatic discharge protection

Cutting values:
- Soft steel: 0.6 mm/AWG 22
- Copper wire: 1.0 mm/AWG 18



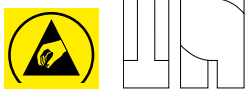

CL	mm	kg	Code	No.
10	120	0.072	6727500	8306-6

8306-8
MINIATURE ELECTRONIC SIDE CUTTER

- With wire gripper
- Oval head, with bevel
- Induction-hardened precision cutting edges, 61 - 63 HRC
- ESD = electrostatic discharge protection

Cutting values:
- Hard wire: 0.4 mm/AWG 26
- Soft steel: 1.0 mm/AWG 18
- Copper wire: 1.5 mm/AWG 15

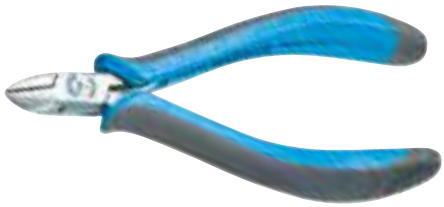

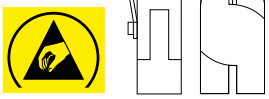

CL	mm	kg	Code	No.
13	125	0.076	6727930	8306-8

Electronic side cutter carbide

Tungsten-carbide cutting edges induction-hardened, 84-86 HRA

8306-7
ELECTRONIC SIDE CUTTER CARBIDE

- Oval head, with bevel
- Tungsten-carbide cutting edges for an extremely long service life
- Hardness 84 - 86 HRA
- ESD = electrostatic discharge protection

Cutting values:
- Piano wire: 0.6 mm/AWG 22
- Hard steel: 1.0 mm/AWG 18
- Nickel wire: 1.2 mm/AWG 16

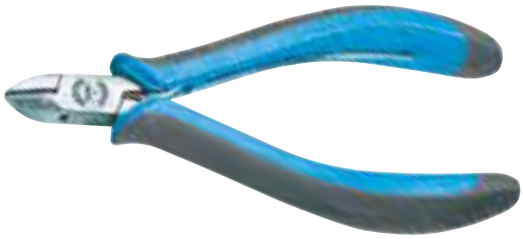

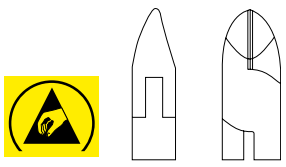

CL	mm	kg	Code	No.
11	125	0.076	6727770	8306-7

8306-9
ELECTRONIC SIDE CUTTER CARBIDE

- Tungsten-carbide cutting edges for an extremely long service life
- Hardness 84 - 86 HRA
- Pointed, slim head for work in confined spaces
- Without bevel
- With opening spring
- ESD = electrostatic discharge protection

Cutting values:
- Piano wire: 0.3 mm
- Hard steel: 0.5 mm
- Nickel wire: 0.6 mm
- Especially for cutting SMD components



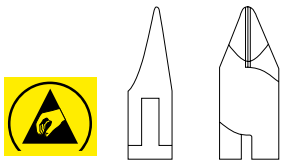

CL	mm	kg	Code	No.
11	125	0.076	1743414	8306-9

8306-10
ELECTRONIC SIDE CUTTER CARBIDE



- Oval head, with special bevel, especially suitable for cutting glass fibre and Kevlar®
- Tungsten-carbide cutting edges for an extremely long service life
- Hardness 84 - 86 HRA
- With opening spring
- ESD = electrostatic discharge protection
- Kevlar® is a registered trademark of the company DuPont

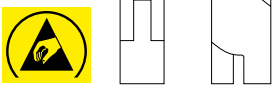

CL	mm	kg	Code	No.
11	125	0.077	1743422	8306-10

Electronic diagonal cutters and end nippers

8308-1
ELECTRONIC MINI DIAGONAL CUTTER

- Pointed head, cutting edges angled 55 °, with fine bevel
- For working in confined spaces
- Induction-hardened precision cutting edges, hardness 61 - 63 HRC
- With opening spring
- ESD = electrostatic discharge protection

Cutting values:
- Hard steel: 0.4 mm/AWG 26
- Soft steel: 1.0 mm/AWG 18
- Copper wire: 1.2 mm/AWG 16



CL	mm	kg	Code	No.
12	125	0.076	1743600	8308-1

8308-3
ELECTRONIC DIAGONAL CUTTER

- Wide head and long cutting faces, with fine bevel
- Cutting edges angled 55 °
- Head ground to a point on one side
- For working in confined spaces
- Induction-hardened precision cutting edges, hardness 61 - 63 HRC

Cutting values:
- Hard steel: 0.4 mm/AWG 26
- Soft steel: 1.0 mm/AWG 18
- Copper wire: 1.5 mm/AWG 15
- With opening spring
- ESD = electrostatic discharge protection



CL	mm	kg	Code	No.
15	135	0.094	1743627	8308-3

8308-4
ELECTRONIC END CUTTING NIPPER

- Wide head and long cutting faces, with fine bevel
- High cutting performance
- Induction-hardened precision cutting edges, hardness 61 - 63 HRC

Cutting values:
- Hard steel: 0.4 mm/AWG 26
- Soft steel: 1.0 mm/AWG 18
- Copper wire: 1.5 mm/AWG 15
- With opening spring
- ESD = electrostatic discharge protection



CL	mm	kg	Code	No.
15	135	0.098	1743635	8308-4

Needle nose electronic pliers

8305-2
NEEDLE NOSE ELECTRONIC PLIERS

› Extra long, half-round jaws, with file-cut surface
› ESD = electrostatic discharge protection



JL	mm	kg	Code	No.
39	165	0.111	6725480	8305-2

8307-4
NEEDLE NOSE ELECTRONIC PLIERS

› Slim, narrow, flat-round tapered jaws
› Smooth-ground gripping faces
› With opening spring
› ESD = electrostatic discharge protection



JL	mm	kg	Code	No.
31	145	0.074	1743562	8307-4

8305-6
FINE NEEDLE NOSE ELECTRONIC PLIERS

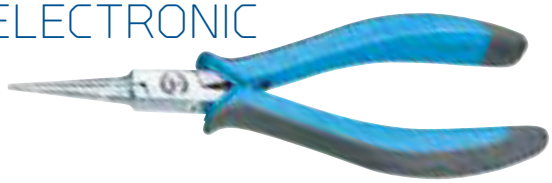

› Extra slim jaws and fine point
› Without file-cut
› ESD = electrostatic discharge protection

JL	mm	kg	Code	No.
40	160	0.101	6725720	8305-6

Needle nose electronic pliers 45° angled

8307-3
NEEDLE NOSE ELECTRONIC PLIERS

› Slim, narrow, flat-round tapered jaws, angled 45 °
› Gripping faces with fine file cut
› With opening spring
› ESD = electrostatic discharge protection



JL	mm	kg	Code	No.
22	140	0.081	1743554	8307-3

8307-7
LONG NOSE ELECTRONIC PLIERS

› Extra long, flat-round tapered jaws, angled 45 °
› For bending and straightening jobs
› Smooth-ground gripping faces
› With opening spring
› ESD = electrostatic discharge protection



JL	mm	kg	Code	No.
35	165	0.113	1743597	8307-7

Special electronic pliers

8305-7
ELECTRONIC DIAGONAL CUTTER

- 30 ° angled cutting edges, with fine bevel
- With slim head for confined spaces

Cutting values:

- Soft steel: 0.6 mm/AWG 22
- Copper wire: 0.8 mm/AWG 20
- ESD = electrostatic discharge protection



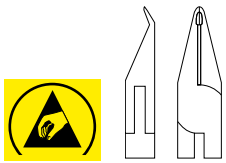

CL	mm	kg	Code	No.
6	135	0.073	6725990	8305-7

8305-9
FLAT NOSE ELECTRONIC PLIERS

- Straight pattern
- Without file-cut
- ESD = electrostatic discharge protection



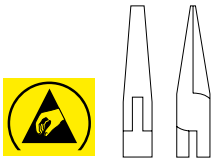

JL	mm	kg	Code	No.
23	135	0.073	6726370	8305-9

8308-6
ROUND NOSE ELECTRONIC PLIERS

- For delicate work in the electronic sector, suitable for Kevlar®
- Long service life
- Tips tapering to Ø 1 mm, without file-cut
- ESD = electrostatic discharge protection
- Kevlar® is a registered trademark of the company DuPont



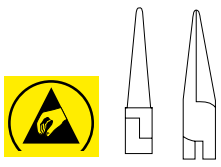

JL	mm	kg	Code	No.
20	135	0.078	1743651	8308-6

Miniature Electronic Pliers

Made from high-performance hardened and tempered steel
Induction-rehardened cutting edges, 59-61 HRC, faces phosphated

With opening spring
2-component handles with secure-grip hand protection

8350-2
MINIATURE ELECTRONIC SIDE CUTTER

› Sharp, narrow needle-point head
› Cutting edges angled 21°, without bevel

Cutting values:
› Copper wire: max. 0.8 mm / AWG 20



CL	mm	kg	Code	No.
8	132	0.073	1828967	8350-2

8350-3
MINIATURE ELECTRONIC SIDE CUTTER

› Sharp, narrow needle-point head
› With wire-grip clamp
› Cutting edges angled 21°, without bevel

Cutting values:
› Copper wire: max. 1.0 mm / AWG 18



CL	mm	kg	Code	No.
8	132	0.082	1828975	8350-3

8350-5
MINIATURE ELECTRONIC DIAGONAL END CUTTING NIPPERS

› Wide, needle-point head
› Cutting edges angled 48°, without bevel

Cutting values:
› Copper wire: max. 1.3 mm / AWG 16



CL	mm	kg	Code	No.
8	136	0.085	1828991	8350-5

8350-6
MINIATURE ELECTRONIC SIDE CUTTER

› Wide, needle-point head
› Cutting edges angled 21°, without bevel

Cutting values:
› Copper wire: max. 1.3 mm / AWG 16
› Medium-hard wire: max. 1.0 mm / AWG 18



CL	mm	kg	Code	No.
8	138	0.094	1829009	8350-6

8350-7
MINIATURE ELECTRONIC SIDE CUTTER

› Wide, needle-point head
› Cutting edges angled 21°, without bevel

Cutting values:
› Copper wire: max. 1.3 mm / AWG 16



CL	mm	kg	Code	No.
8	138	0.086	1829017	8350-7

8350-8
MINIATURE ELECTRONIC SIDE CUTTER

Power Line

› Fabric insert for increased strength
› Wide, needle-point head
› Cutting edges angled 21°, with fine bevel

Cutting values:
› Copper wire: max. 2.0 mm / AWG 12
› Medium-hard wire: max. 1.6 mm / AWG 14



CL	mm	kg	Code	No.
12	140	0.110	1829025	8350-8

8350-9
MINIATURE ELECTRONIC SIDE CUTTER

- Wide, needle-point head
- With wire-grip spring
- Cutting edges angled 21°, without bevel

Cutting values:
- Copper wire: max. 1.3 mm / AWG 16
- Medium-hard wire: max. 1.0 mm / AWG 18



CL	mm	kg	Code	No.
10	138	0.094	1829033	8350-9

8351-1
MINIATURE ELECTRONIC SIDE CUTTER
Power Line

- Tungsten-carbide technology for heavy continuous use
- Cutting edges angled 21°, with fine bevel, hardness 62 HRC

Cutting values:
- Copper wire: max. 2.0 mm / AWG 12
- Medium-hard wire: max. 1.6 mm / AWG 14
- Piano wire: max. 0.6 mm / AWG 22



CL	mm	kg	Code	No.
8	137	0.109	1829041	8351-1

8352-1
MINIATURE ELECTRONIC NEEDLE NOSE PLIERS

- Short, narrow, smooth jaws
- Surface phosphated



JL	mm	kg	Code	No.
20	145	0.090	1829068	8352-1

8352-2
MINIATURE ELECTRONIC FLAT NOSE PLIERS

- Long, narrow, smooth jaws



JL	mm	kg	Code	No.
32	158	0.094	1829076	8352-2

8352-3
MINIATURE ELECTRONIC NEEDLE NOSE PLIERS

- Long, narrow, serrated jaws
- Cutting edges angled 45°



JL	mm	kg	Code	No.
35	152	0.092	1829084	8352-3

8353-1
MINIATURE ELECTRONIC WIRE STRIPPING PLIERS

- Multipurpose tool for cutting, stripping and terminal crimping



JL	mm	mm^2	AWG	kg	Code	No.
40	175	0,25-0,81	30-20	0.126	1829092	8353-1

Accessories

8353-2
INSULATING VARNISH STRIPPER

› For removing insulating varnish
› Plastic handles
› Strips wires 0.6 mm² / AWG 22



⊢mm⊣	mm²	AWG	kg	Code	No.
125	0,6	22	0.047	1828924	8353-2

8353-3
WIRE STRIPPING KNIFE

› For cable sizes 4-16 mm



Ø	⊢mm⊣	kg	Code	No.
4-16	140	0.087	1828932	8353-3

8354-1
DE-SOLDER TOOL

› With suction action for removing solder residues when de-soldering electronic components



⊢mm⊣	kg	Code	No.
220	0.096	1828940	8354-1

Stripping Tools

8147
HEAVY-DUTY CABLE STRIPPING TOOL

› Professional wire stripping tool with 2 cable hooks
› Compact and user-friendly, even in the most difficult conditions
› For cables (up to 40 mm Ø) with any kind of insulation
› Blade can be locked in one of three positions (circular, straight or spiral cuts)
› Cable capacity: 4.5 - 40 mm Ø
› Insulation thickness: up to 4.5 mm

Dimensions:

› with small cable hook: 150 x 42 x 30.5 mm
› with large cable hook: 167 x 52 x 30.5 mm
› E-8147 = Spare blade







Ø	kg	Code	No.
4,5-40	0.196	1830856	8147

kg	Code	No.
0.002	1884719	E-8147







8146
STRIPPING PLIERS
with exchangeable module inserts, self-adjusting

- Self-adjusting cutting and stripping tool (No. 8146) for modern electrical installations and equipment circuitry (90 % of all wires can be stripped without any adjustment of the tool)
- The use of easily exchangeable module inserts allows accurate stripping of a wide range of insulation materials, including PVC and PTFE, with just one tool
- Flat blade included in delivery
- Dimensions: 191 x 123 x 20 mm


8146

Stripping capacity:
- 8146-1 with flat blade: 0.02-10 mm² / AWG 34-8 (for PVC insulation)
- 8146-2 with round blade: 4-16 mm² / AWG 10-5
- 8146-3 with V blade: PTFE 0.1-4 mm² / AWG 28-12 (for all types of insulation)

Cutting values:
- Flexible wires up to 10 mm² / AWG 8
- Rigid wires up to 1.5 mm² / AWG 16


8146-1


8146-2


8146-3

Description	mm²	AWG	kg	Code	No.
Stripping pliers incl. module insert 8146-1	0,02-10	34-8	0.180	1830805	8146
Module insert with flat blade	0,02-10	34-8	0.015	1830813	8146-1
Module insert with round blade	4-16	10-5	0.016	1830821	8146-2
Module insert with V-blade	0,1-4	28-12	0.016	1830848	8146-3

8139
CABLE END-SLEEVE PLIERS

- For the simple pressing of conductor end-sleeves as per DIN 46228
- With a V-block for stripping and cutting soft wire
- In heat-treated steel as per DIN
- TL = chrome-plated, with blue dipped handle protectors







mm²	⊢mm⊣	⊢"inch⊣	kg	Code	No.
0,25-2,5	155	6	0.186	6723510	8139-155 TC
0,5-16	220	8.1/2	0.314	6723780	8139-220 TC

8148
PRECISION STRIPPING TOOL
for data cables

- User-friendly, easy to handle, all-round cut
- Precision adjustment of cutting depth (adjuster wheel with 9 positions)
- Replaceable blade
- Safe, rounded, pocket design
- Stripping capacity: 2.5 - 11 mm
- Insulation thickness: up to 1.0 mm

Dimensions:
- 90.5 x 39.5 x 19 mm
- E-8148 = Spare blade







Ø	kg	Code	No.
2,5-11	0.043	1830864	8148

kg	Code	No.
0.002	1884727	E-8148

Precision Crimp Wrenches

8141
PRECISION CRIMP WRENCH
for conductor end-sleeves

- Flexible and lightweight
- For right and left-handers
- Positive locking to ensure crimping completion
- Releasing mechanism to remove incorrect crimping and blockades
- Precision eccentric setting for constant crimp quality and calibrating function

Field of application:

- Self-adjusting from 0.5 to 6 mm² / AWG 22- AWG 10





mm²	|◂ mm ▸|	|◂ "inch ▸|	kg	Code	No.
0,5-6	197	7,75	0.423	1830759	8141

8142
PRECISION CRIMP WRENCH
for insulated terminals

- Unique mechanism ensures a marked reduction of hand force as against other crimping tools
- Flexible and lightweight
- For right and left-handers
- Positive locking to ensure crimping completion
- Releasing mechanism to remove incorrect crimping and blockades
- Precision eccentric setting for constant crimp quality and calibrating function

Field of application:

- 1: 0.5-1.0 mm² / 20-18 AWG
- 2: 1.5-2.5 mm² / 16-14 AWG
- 3: 4.0-6.0 mm² / 12-10 AWG





mm²	|◂ mm ▸|	|◂ "inch ▸|	kg	Code	No.
0,5-6	255	10,04	0.626	1830767	8142

8152 - 8153
CRIMP WRENCH
for big terminals

- Ratchet mechanism developed for uniform, reliable crimping of non-insulated crimp lug terminals to conductors and to secure completed crimping cycles and positive locking
- Assymetrical press inserts for optimal termination
- The press inserts mark the connector, to allow the correct use of the tool to be checked
- Long handles enable double-handed use and effortless crimping



8152



8153



mm²	AWG	|◂ mm ▸|	kg	Code	No.
4-25	12-3	300	0.650	2010313	8152
10-75	7-2/0	500	2.800	2010321	8153

Crimping Pliers

8155
CRIMP WRENCH
for insulated connector

- For red, blue and yellow insulated connectors, such as cable terminals, pin cable terminals, flat plugs, flat sockets, round plugs, round sockets, push connectors and parallel connectors
- Easy to handle
- Releasable positive locking
- Kind-to-hands formed handles
- GEDORE special steel, gun-metal finish

Field of application:

- 1: 0.5-1.0 mm² / 20-18 AWG
- 2: 1.5-2.5 mm² / 16-14 AWG
- 3: 4.0-6.0 mm² / 12-10 AWG



mm²	AWG	L	W	kg	Code	No.
0,5-6	20-10	220	80	0.552	2836823	8155

8156
CRIMP WRENCH
for non-insulated contacts

- For non-insulated contacts with open crimping sleeve, such as flat plugs F 2.8; F4.8; F6.3 and F 9.5
- Easy to handle
- Releasable positive locking
- Kind-to-hands formed handles
- GEDORE special steel, gun-metal finish

Field of application:

- 1: 0.25-0.5 mm² / 24-20 AWG
- 2: 0.5-1.0 mm² / 20-18 AWG
- 3: 4.0-6.0 mm² / 12-10 AWG
- 4: 1.5-2.5 mm² / 16-14 AWG



mm²	AWG	L	W	kg	Code	No.
0,25-6	24-10	220	80	0.180	2836831	8156

8157
CRIMP WRENCH
for cable lugs

- For non-insulated contacts with closed crimping sleeve (W pressing) up to 16 mm² / AWG 6 and tubular cable lugs up to 10 mm² / AWG 6
- Easy to handle
- Releasable positive locking
- Kind-to-hands formed handles
- GEDORE special steel, gun-metal finish

Field of application:

- 1: 0.1-0.35 mm² / 26-22 AWG
- 2: 0.5-1.0 mm² / 20-18 AWG
- 3: 1.5-2.5 mm² / 16-14 AWG
- 4: 4.0-6.0 mm² / 12-10 AWG
- 5: 10.0-16.00 mm² / 8-6 AWG



mm²	AWG	L	W	kg	Code	No.
0,1-16	26-6	220	80	0.180	2836858	8157

Crimp Wrench modular

ADVANTAGES:

- Reliable: parallel action ensures precision crimping
- Easy to handle: components kept in view throughout the crimping process, easily accessible release function allows quick change of insert modules without the use of additional tools
- Comfortable: lightweight, plastic-sheathed tool frame for comfort grip - even at low temperatures
- Practical: insert modules, easy to change and clearly labelled, supplied in pairs on an pin in a storage box to prevent loss (storage boxes interconnect - like in a jigsaw puzzle)
- Versatile and economical: just one tool base frame can be used with all the various insert modules to carry out a wide range of crimping processes, including heavy plug and socket connectors, coaxial connectors, optic fibres and RJ45 plugs.







CHANGING OF THE CRIMPING INSERTS

- By pressing the release of the crimping insert you can easily remove the crimping insert.
- Remove the crimping insert and put in the required crimping insert while pressing down the release.





8140
MODULAR CRIMP WRENCH

- Professional ratchet crimping pliers for most types of mechanical, electrical and electronic connectors
- Just one tool base frame (No. 8140) can be used with all insert modules
- Dimensions: L 234 x H 64 x W 24 mm
- Module inserts changeable without tools





⊢ mm ⊣	kg	Code	No.
234	0.557	1830546	8140

8140-01/-02
MODULE INSERT
for insulated terminals

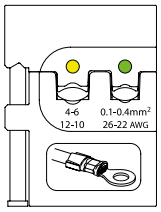

8140-01

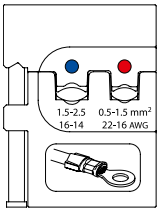

8140-02



mm²	AWG	kg	Code	No.
0,1-0,4 + 4-6	26-22 + 12-10	0.075	1830554	8140-01
0,5-1,5 + 1,5-2,5	22-16 + 16-14	0.068	1830562	8140-02

8140-03/-04/-05
MODULE INSERT
for non-insulated terminals

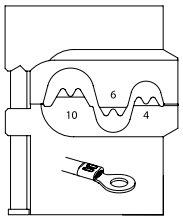

8140-03

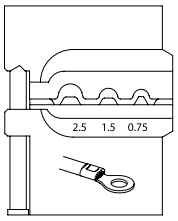

8140-04

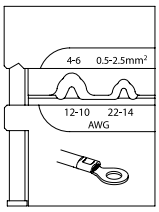

8140-05



mm²	AWG	kg	Code	No.
4-6-10	12-10-8	0.056	1830570	8140-03
0,75-1,5-2,5		0.076	1830589	8140-04
0,5-2,5 + 4-6	22-14 + 12-10	0.056	1830597	8140-05

8140-06/-07/-08
MODULE INSERT
for conductor end-sleeves

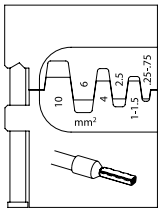

8140-06

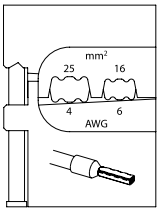

8140-07

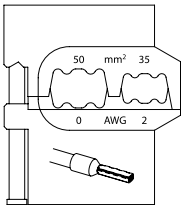

8140-08



mm²	AWG	kg	Code	No.
0,25-10		0.056	1830600	8140-06
16-25	6-4	0.056	1830619	8140-07
35-50	2-0	0.056	1830627	8140-08

8140-09/-10/-11
MODULE INSERT
for flat plugs

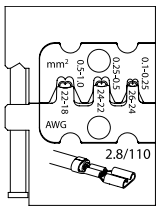

8140-09

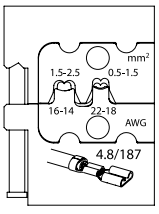

8140-10

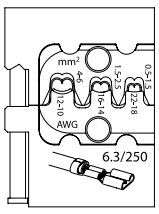

8140-11



Connector type	mm²	AWG	kg	Code	No.
2,8	0,1-1	26-18	0.072	1830635	8140-09
4,8	0,5-2,5	22-14	0.056	1830643	8140-10
6,3	0,5-6	22-10	0.080	1830651	8140-11

8140-12
MODULE INSERT
for optical waveguides

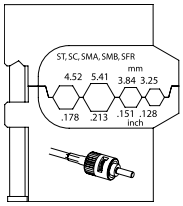



Ø				kg	Code	No.
4,52	**5,41**	**3,84**	**3,25 mm**	0.056	1830678	8140-12
.178	**.213**	**.151**	**.128 in**			

8140-14
MODULE INSERT
for coax cables

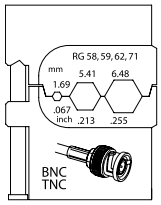



Connector type	Ø			kg	Code	No.
RG 58, 59, 62, 71	1,69	5,41	6,48 mm	0.056	1830694	8140-14
	.067	.213	.255 in			

8140-16/-17
MODULE INSERT
for modular plugs

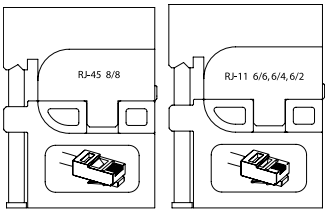

8140-16 8140-17



Connector type	kg	Code	No.
RJ-45, 8P/8C	0.050	1830716	8140-16
RJ-11, 6P/6C - 6P/4C - 6P/2C	0.048	1830724	8140-17

8140-18
MODULE INSERT
for heavy connectors

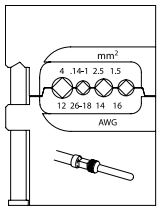



mm²	AWG	kg	Code	No.
0,14-4	26-12	0.056	1830732	8140-18

8140-20
MODULE INSERT
for lamellar contacts

› With seals 0.5 - 3.0 mm²

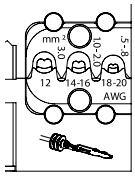



mm²	AWG	kg	Code	No.
0,5-3,0	20-12	0.056	1963384	8140-20

8140-21/-22
MODULE INSERT
for Dura Seal contacts

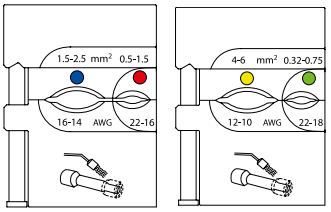

8140-21 8140-22



mm²	AWG	kg	Code	No.
0,5 - 1,5 / 1,5 - 2,5	22 - 16 / 16 - 14	0.080	1963392	8140-21
0,32 - 0,75 / 4 - 6	22 - 18 / 12 - 10	0.080	1963406	8140-22

8140-23
MODULE INSERT
for Solarlok®

› Suitable for Tyco Solarlok®: 2.5 - 4 - 6 mm²

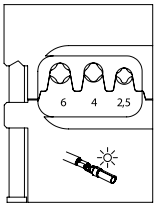



mm²	kg	Code	No.
2,5 - 4 - 6	0.086	2078082	8140-23

8140-24/-25
MODULE INSERT
for Multi Contact

› Suitable for Multi Contact MC 3 / MC 4: 2.5 - 4 - 6 mm²

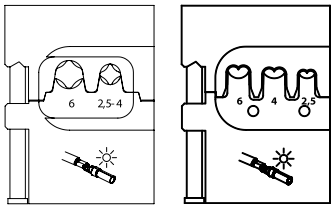

8140-24 8140-25



Connector type	kg	Code	No.
Multi Contact MC 3	0.056	2078090	8140-24
Multi Contact MC 4	0.700	2078104	8140-25

Crimp Wrench Sets

S 8140 A
CRIMPING PLIERS SET AUTOMOTIVE

4 pieces

- Practical set made up for specific requirements in automotive engineering
- Ideal for high-standard crimping
- Can be individually upgraded by purchasing additional module inserts
- Module inserts changeable without tools
- In practical blister packaging



S 8140 A

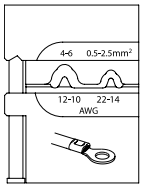

8140-05

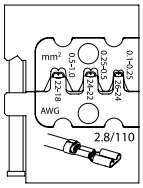

8140-09

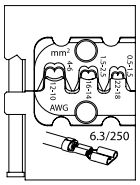

8140-11

Contents	kg	Code	No.
8140 **8140-09 -05 -11**	0.754	1830910	S 8140 A

S 8140 D
CRIMPING PLIERS SET DATA COM

4 pieces

- Practical set made up for specific requirements in data-communications installations
- Ideal for high-standard crimping
- Can be individually upgraded by purchasing additional module inserts
- Module inserts changeable without tools
- In practical blister packaging



S 8140 D

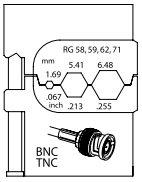

8140-14

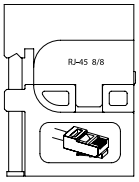

8140-16

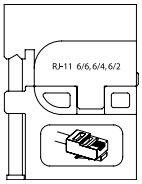

8140-17

Contents	kg	Code	No.
8140 **8140-14 -16 -17**	0.711	1830937	S 8140 D

S 8140 E
CRIMPING PLIERS SET ELECTRONIC

4 pieces

- Practical set made up for specific requirements for electricians
- Ideal for high-standard crimping
- Can be individually upgraded by purchasing additional module inserts
- Module inserts changeable without tools
- In practical blister packaging



S 8140 E

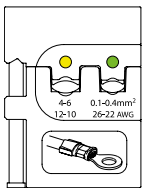

8140-01

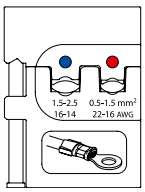

8140-02

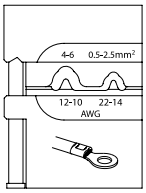

8140-05

Contents	kg	Code	No.
8140 **8140-01 -02 -05**	0.760	1830899	S 8140 E

S 8140 J
CRIMPING PLIERS SET INDUSTRIAL

4 pieces

- Practical set made up for specific requirements in industrial maintenance
- Ideal for high-standard crimping
- Can be individually upgraded by purchasing additional module inserts
- Module inserts changeable without tools
- In practical blister packaging



S 8140 J

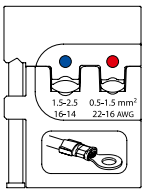

8140-02

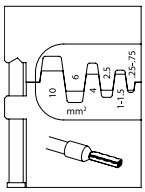

8140-06

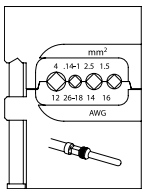

8140-18

Contents	kg	Code	No.
8140 **8140-02 -06 -18**	0.752	1830929	S 8140 J

S 8140 PN
CRIMPING PLIERS SET STARTER

in plastic case

› Without module inserts for individual composition
› In practical plastic case



8140



S 8140 PN

Contents	kg	Code	No.
8140	1.589	1963279	S 8140 PN

RZB1-18CR
PLIERS SET

2 pieces + accessories

› In rugged plastic case



Contents	kg	Code	No.
8141 **8146** **End-sleeves** **0.50 0.75 1.00 1.50** **2.50 4.00 6.00**	1.480	1895249	RZB1-18CR

Circlip pliers for external retaining rings (shafts)

8000 AE

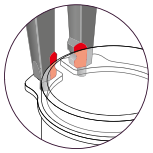

Flattened tip mounting makes it easier to get at the safety ring eyelets

Secure tip thanks to keyed press-fixing in the pliers head

With no retaining groove in the tips, the safety ring cannot be inadvertently bent and it remains absolutely flat. In addition no weakening of the tips from a retaining groove (notching-induced rated breaking point).

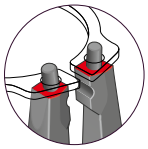

Large contact surface for the safety ring stops it becoming twisted

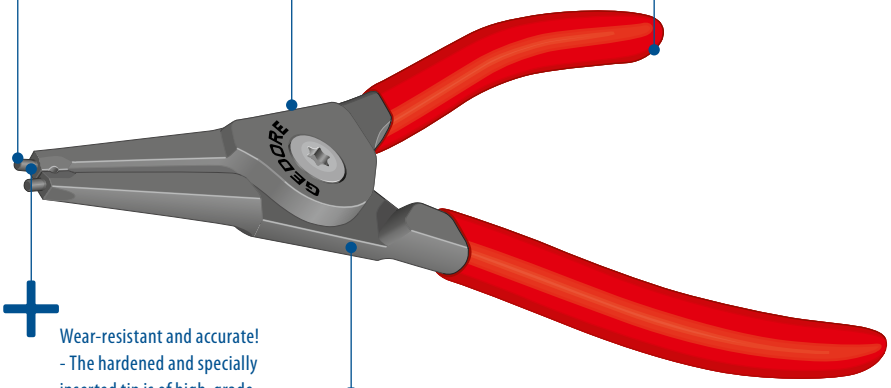

Precision, screwed joint. The screw ensures ease in re-adjusting the pliers legs.

Contoured anti-slip handles stop your hands from slipping

Wear-resistant and accurate! - The hardened and specially inserted tip is of high-grade roller bearing steel and absolutely cylindrical.

A secure internal spring makes work easier with circlip pliers

TIP

This thus lessens safety ring twisting!

- Always ensure that the fitting side is the right one when installing safety rings.
- The safety ring "eyelets" are stamped and thus they are slightly conical.
- To stop any ring twisting, the narrower side of the eyelets* should rest on the pliers.

* The bevel-free side is also the narrower side of the eyelets.

8000 AE 0 - AE 4

CIRCLIP PLIERS FOR EXTERNAL RETAINING RINGS

Form A

- For safety rings as per DIN 471, DIN 983
- DIN 5254 Form A
- Straight jaws
- Inside-positioned opening spring
- Pliers basic body in GEDORE chrome-vanadium special steel
- Pressed-in tips of highly wear-resistant roller bearing steel
- Twisting-impeding tip geometry
- Screwed joint connection
- Steel-grey with red-dipped anti-slip handles



● mm	● "inch	L	L_2	d	kg	Code	No.
3-10	5/32-3/8	144	39	0.9	0.090	2930633	8000 AE 0
10-25	3/8-1	145	39	1.3	0.095	2930668	8000 AE 1
19-60	3/4-2.3/8	183	57	1.8	0.180	2923602	8000 AE 2
40-100	1.5/8-4	230	68	2.3	0.310	2930676	8000 AE 3
85-140	3.3/8-5.1/2	332	95	3.2	0.590	2930684	8000 AE 4

8000 AE 01 - AE 41
CIRCLIP PLIERS FOR EXTERNAL RETAINING RINGS
Form B

- For safety rings as per DIN 471, DIN 983
- DIN 5254 Form B
- 90° angled jaws
- Inside-positioned opening spring
- Pliers basic body in GEDORE chrome-vanadium special steel
- Pressed-in tips of highly wear-resistant roller bearing steel
- Twisting-impeding tip geometry
- Screwed joint connection
- Steel-grey with red-dipped anti-slip handles



mm	inch	L	L_2	d	kg	Code	No.
3-10	5/32-3/8	133	27	0.9	0.090	2930692	8000 AE 01
10-25	3/8-1	133	27	1.3	0.095	2930706	8000 AE 11
19-60	3/4-2.3/8	170	44	1.8	0.180	2930714	8000 AE 21
40-100	1.5/8-4	217	54	2.3	0.310	2930730	8000 AE 31
85-140	3.3/8-5.1/2	311	74	3.2	0.590	2930749	8000 AE 41

8000 A 0G - A 2G
CIRCLIP PLIERS FOR EXTERNAL RETAINING RINGS

- For shafts without groove
- For retaining rings Seeger as well as Benzing
- Similar to DIN 5254 Form A
- A 0G - A 1G = tips angled 30 °
- A 2G = straight tips
- With opening spring and adjusting screw to limit opening
- High degree of assembly reliability, the limit opening rules out any over-tensioning of the smallest of retaining rings
- Forged GEDORE chrome-vanadium special hardened and tempered steel
- Precision machined, oil hardened and annealed
- Black, with red dipped handles



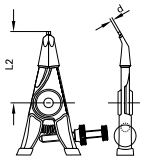

for Seeger circlips mm	for Benzing clamping circlips mm	L	L_2	d	kg	Code	No.
1,5-3,5	1,5-3,5	140	40	0.7	0.099	6700140	8000 A 0G
4,0-9,0	3,0-11,0	140	40	1.1	0.098	6700220	8000 A 1G
10,0-15,0	12,0-16,0	182	57	1.8	0.189	6700300	8000 A 2G

8000 A 01G - A 21G
CIRCLIP PLIERS FOR EXTERNAL RETAINING RINGS

- For shafts without groove
- For retaining rings Seeger as well as Benzing
- Similar to DIN 5254 Form B
- 90 ° angled tips
- With opening spring and adjusting screw to limit opening
- High degree of assembly reliability, the limit opening rules out any over-tensioning of the smallest of retaining rings
- Forged GEDORE chrome-vanadium special hardened and tempered steel
- Precision machined, oil hardened and annealed
- Black, with red dipped handles



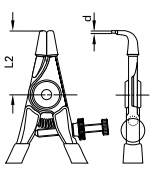

for Seeger circlips mm	for Benzing clamping circlips mm	L	L_2	d	kg	Code	No.
1,5-3,5	1,5-3,5	134	33	0.7	0.100	6700650	8000 A 01G
4,0-9,0	3,0-11,0	134	33	1.1	0.099	6700730	8000 A 11G
10,0-15,0	12,0-16,0	170	45	1.8	0.184	6700810	8000 A 21G

8000 A 0 - A 4
CIRCLIP PLIERS FOR EXTERNAL RETAINING RINGS
Form A

- For retaining rings as per DIN 471, DIN 983
- DIN 5254 Form A
- Straight tips
- With opening spring
- With clamping protection
- Forged GEDORE chrome-vanadium special hardened and tempered steel
- Precision machined, oil hardened and annealed
- Black, with red dipped handles



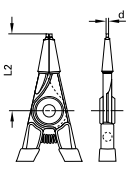

mm	inch	L	L_2	d	kg	Code	No.
3-10	5/32-3/8	141	40.0	0.9	0.096	6701380	8000 A 0
10-25	3/8-1	141	40.0	1.3	0.098	6701460	8000 A 1
19-60	3/4-2.3/8	182	54.0	1.8	0.186	6701540	8000 A 2
40-100	1.5/8-4	230	69.0	2.3	0.310	6701620	8000 A 3
85-140	3.3/8-5.1/2	320	85.5	3.2	0.555	6701700	8000 A 4

8000 A 01 - A 41
CIRCLIP PLIERS FOR EXTERNAL RETAINING RINGS
Form B

- For retaining rings as per DIN 471, DIN 983
- DIN 5254 Form B
- 90° angled tips
- With opening spring
- With clamping protection
- Forged GEDORE chrome-vanadium special hardened and tempered steel
- Precision machined, oil hardened and annealed
- Black, with red dipped handles



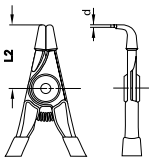

mm	inch	L	L_2	d	kg	Code	No.
3-10	5/32-3/8	130	29	0.9	0.097	6702270	8000 A 01
10-25	3/8-1	130	29	1.3	0.097	6702350	8000 A 11
19-60	3/4-2.3/8	170	43	1.8	0.182	6702430	8000 A 21
40-100	1.5/8-4	210	53	2.3	0.317	6702510	8000 A 31
85-140	3.3/8-5.1/2	305	64	3.2	0.563	6702780	8000 A 41

8000 A 02 - A 42
CIRCLIP PLIERS FOR EXTERNAL RETAINING RINGS

- Similar to DIN 5254 Form B
- 45 ° angled tips
- With opening spring
- With clamping protection
- Forged GEDORE chrome-vanadium special hardened and tempered steel
- Precision machined, oil hardened and annealed
- Black, with red dipped handles



mm	inch	L	L_2	d	kg	Code	No.
3-10	5/32-3/8	139	38.0	0.9	0.097	2015021	8000 A 02
10-25	3/8-1	139	38.0	1.3	0.097	2015048	8000 A 12
19-60	3/4-2.3/8	179	51.0	1.8	0.182	2015056	8000 A 22
40-100	1.5/8-4	226	65.0	2.3	0.317	2015064	8000 A 32
85-140	3.3/8-5.1/2	315	80.5	3.2	0.568	2015072	8000 A 42

8000 A 4 - A 6
CIRCLIP PLIERS FOR EXTERNAL RETAINING RINGS

- Straight tips
- Black, tips and lock lever zinc-plated
- The toothed bracket stops the pliers legs from straddling beyond the permitted working area
- This ensures safe working even in hidden fitting positions
- Locking pin can be replaced
- Non-crush type release-lever with handle recesses, red dip-insulated
- Precision machined, oil hardened and annealed
- E-8000 A = pair of spare tips



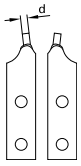

mm	inch	d	mm	kg	Code	No.
85-140	3.3/8-5.1/2	3.2	550	1.921	2011778	8000 A 4 EL
122-300	4.13/16-11.7/8	3.5	550	1.921	6701890	8000 A 5
252-400	9.15/16-15.13/16	4.5	586	1.922	6701970	8000 A 6

d	kg	Code	No.
3.2	0.072	2011670	E-8000 A 4 EL
3.5	0.072	5701840	E-8000 A 5
4.5	0.112	5701920	E-8000 A 6

8000 A 41 - A 61
CIRCLIP PLIERS FOR EXTERNAL RETAINING RINGS

- 90° angled tips
- Tips and lock lever zinc-plated
- Lever handle-end red dip-insulated
- Finger protection
- Reinforced safety arms
- Precision machined, oil hardened and annealed
- E-8000 A = pair of spare tips



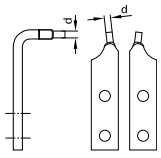

mm	inch	d	mm	kg	Code	No.
85-140	3.3/8-5.1/2	3.2	560	1.898	2011786	8000 A 41 EL
122-300	4.13/16-11.7/8	3.5	560	1.898	6702860	8000 A 51
252-400	9.15/16-15.13/16	4.5	585	1.953	6718430	8000 A 61

d	kg	Code	No.
3.2	0.072	2011697	E-8000 A 41 EL
3.5	0.112	5702810	E-8000 A 51
4.5	0.140	5701760	E-8000 A 61

S 8028  ›425

1500 ES-8000  ›103

Circlip pliers for internal retaining rings (bores)

8000 JE 0 - JE 4
CIRCLIP PLIERS FOR INTERNAL RETAINING RINGS

Form C

- For safety rings as per DIN 472, DIN 984
- DIN 5256 Form C
- Straight jaws
- Pliers basic body in GEDORE chrome-vanadium special steel
- Pressed-in tips of highly wear-resistant roller bearing steel
- Twisting-impeding tip geometry
- Screwed joint connection
- Steel-grey with blue-dipped anti-slip handles



mm	inch	L	L_2	d	kg	Code	No.
8-13	3/8-9/16	139	41	0.9	0.090	2930757	8000 JE 0
12-25	3/8-1	139	41	1.3	0.090	2930765	8000 JE 1
19-60	3/4-2.3/8	182	54	1.8	0.160	2930773	8000 JE 2
40-100	1.5/8-4	230	68	2.3	0.280	2930781	8000 JE 3
85-140	3.3/8-5.1/2	324	86	3.2	0.550	2930803	8000 JE 4

8000 JE 01 - JE 41
CIRCLIP PLIERS FOR INTERNAL RETAINING RINGS

Form D

- For safety rings as per DIN 472, DIN 984
- DIN 5256 Form D
- 90° angled jaws
- Pliers basic body in GEDORE chrome-vanadium special steel
- Pressed-in tips of highly wear-resistant roller bearing steel
- Twisting-impeding tip geometry
- Screwed joint connection
- Steel-grey with blue-dipped anti-slip handles



mm	inch	L	L_2	d	kg	Code	No.
8-13	3/8-9/16	129	30	0.9	0.090	2930811	8000 JE 01
12-25	3/8-1	129	30	1.3	0.090	2930838	8000 JE 11
19-60	3/4-2.3/8	170	43	1.8	0.160	2930846	8000 JE 21
40-100	1.5/8-4	217	53	2.3	0.280	2930854	8000 JE 31
85-140	3.3/8-5.1/2	310	70	3.2	0.550	2930862	8000 JE 41

8000 J 0 - J 4
CIRCLIP PLIERS FOR INTERNAL RETAINING RINGS

Form C

- For retaining rings as per DIN 472, DIN 984
- DIN 5256 Form C
- Straight tips
- Forged GEDORE chrome-vanadium special hardened and tempered steel
- Precision machined, oil hardened and annealed
- Black, with blue dipped handles



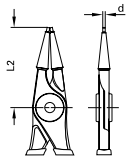

mm	inch	L	L_2	d	kg	Code	No.
8-13	3/8-9/16	141	41.0	0.9	0.080	6703240	8000 J 0
12-25	3/8-1	141	41.0	1.3	0.081	6703320	8000 J 1
19-60	3/4-2.3/8	183	54.0	1.8	0.164	6703400	8000 J 2
40-100	1.5/8-4	230	68.0	2.3	0.281	6703590	8000 J 3
85-140	3.3/8-5.1/2	322	84.5	3.2	0.472	6703670	8000 J 4

8000 J 01 - J 41
CIRCLIP PLIERS FOR INTERNAL RETAINING RINGS

Form D

- For retaining rings as per DIN 472, DIN 984
- DIN 5256 Form D
- 90° angled tips
- Forged GEDORE chrome-vanadium special hardened and tempered steel
- Precision machined, oil hardened and annealed
- Black, with blue dipped handles



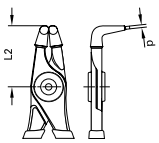

mm	inch	L	L_2	d	kg	Code	No.
8-13	3/8-9/16	129	28	0.9	0.080	6704130	8000 J 01
12-25	3/8-1	129	28	1.3	0.082	6704210	8000 J 11
19-60	3/4-2.3/8	169	41	1.8	0.161	6704480	8000 J 21
40-100	1.5/8-4	214	50	2.3	0.279	6704560	8000 J 31
85-140	3.3/8-5.1/2	292	65	3.2	0.484	6704640	8000 J 41

1500 CT1-8000



›111

8000 J 02 - J 42
CIRCLIP PLIERS FOR INTERNAL RETAINING RINGS

- Similar to DIN 5256 Form D
- 45 ° angled tips
- Forged GEDORE chrome-vanadium special hardened and tempered steel
- Precision machined, oil hardened and annealed
- Black, with blue dipped handles



○ mm	○ "inch	L	L_2	d	kg	Code	No.
8-13	3/8-9/16	139	39.0	0.9	0.080	2014963	8000 J 02
12-25	3/8-1	139	39.0	1.3	0.080	2014971	8000 J 12
19-60	3/4-2.3/8	180	52.0	1.8	0.161	2014998	8000 J 22
40-100	1.5/8-4	226	64.0	2.3	0.279	2015005	8000 J 32
85-140	3.3/8-5.1/2	316	78.5	3.2	0.484	2015013	8000 J 42

8000 J 4 - J 6 CIRCLIP PLIERS FOR INTERNAL RETAINING RINGS

- Straight tips
- Black, tips and lock lever zinc-plated
- The toothed bracket stops the pliers legs from straddling beyond the permitted working area
- This ensures safe working even in hidden fitting positions
- Locking pin can be replaced
- Non-crush type release-lever with handle recesses, blue dip-insulated
- Precision machined, oil hardened and annealed
- E-8000 J = pair of spare tips



8000 J 4 - J 6
CIRCLIP PLIERS FOR INTERNAL RETAINING RINGS



○ mm	○ "inch	d	⟷ mm ⟷	kg	Code	No.
85-140	3.3/8-5.1/2	3.2	565	1.835	2011794	8000 J 4 EL
122-300	4.13/16-11.7/8	3.5	565	1.836	6703750	8000 J 5
252-400	9.15/16-15.13/16	4.5	575	1.846	6703830	8000 J 6

d	kg	Code	No.
3.2	0.072	2011700	E-8000 J 4 EL
3.5	0.072	5703700	E-8000 J 5
4.5	0.082	5703890	E-8000 J 6

8000 J 41 - J 61
CIRCLIP PLIERS FOR INTERNAL RETAINING RINGS

- 90° angled tips
- Black, tips and lock lever zinc-plated
- Lever handle-end blue dip-insulated
- Finger protection
- Reinforced safety arms
- Precision machined, oil hardened and annealed
- E-8000 J = pair of spare tips



○ mm	○ "inch	d	⟷ mm ⟷	kg	Code	No.
85-140	3.3/8-5.1/2	3.2	575	1.953	2011808	8000 J 41 EL
122-300	4.13/16-11.7/8	3.5	575	1.953	6704720	8000 J 51
252-400	9.15/16-15.13/16	4.5	579	1.934	6718510	8000 J 61

d	kg	Code	No.
3.2	0.072	2011719	E-8000 J 41 EL
3.5	0.116	5704780	E-8000 J 51
4.5	0.116	5702730	E-8000 J 61

Circlip pliers for retaining rings (parallel)

8005 A PLIERS FOR EXTERNAL RETAINING RINGS

› For shafts
› Supplied with four different clamping tips

› The circlip is securely clamped before removal by choosing a suitable distance between the clamping tips. This means that unnecessary plier movement is avoided, and the circlip may be opened completely. The special parallel movement of the clamping tips and their recesses in the direction of the pressure applied ensure that the circlip will be clamped firmly.



8005 A
CIRCLIP PLIERS FOR EXTERNAL RETAINING RINGS



mm	mm	mm	mm	kg	Code	No.
305-500	4.5	5,9	665	3.520	6707150	8005 A

E-8005 J
SPARE TIPS
for internal retaining rings (per piece)

Selection aid:
› The spacing of holes for non-tensioned circlips is normally between 80 mm and 140 mm
› The tips used to spread the rings are fitted to match the opening width of the non-tensioned circlip
› Opening widths 140-125 mm: Combination tips E-8005 1 J and E-8005 2 J
› Opening widths 125-110 mm: Combination tips E-8005 1 J and E-8005 4 J
› Opening widths 110-95 mm: Combination tips E-8005 3 J and E-8005 4 J
› Opening widths 95-80 mm: Combination tips E-8005 5 J and E-8005 6 J

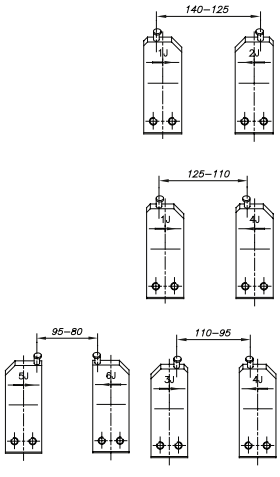

kg	Code	No.
0.116	5703380	E-8005 1 J
0.116	5703460	E-8005 2 J
0.116	5704190	E-8005 3 J
0.113	5703540	E-8005 4 J

kg	Code	No.
0.116	5703620	E-8005 5 J
0.116	5703970	E-8005 6 J

E-8005 A
SPARE TIPS
for external retaining rings (per piece)

Selection aid:
› The spacing of holes for non-tensioned circlips is normally between 20 mm and 50 mm
› The tips used to spread the rings are fitted to match the opening width of the non-tensioned circlip
› Opening widths 18-28 mm: Combination tips E-8005 1 A and E-8005 2 A
› Opening widths 29-39 mm: Combination tips E-8005 1 A and E-8005 4 A
› Opening widths 40-50 mm: Combination tips E-8005 3 A and E-8005 4 A

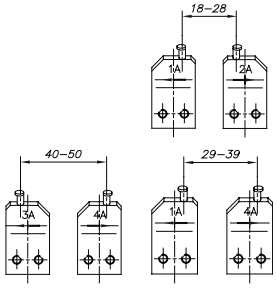

kg	Code	No.
0.068	5700790	E-8005 1 A
0.068	5702220	E-8005 2 A

kg	Code	No.
0.068	5702300	E-8005 3 A
0.068	5702490	E-8005 4 A

8005 J
CIRCLIP PLIERS FOR INTERNAL RETAINING RINGS

› For bores
› Supplied with six different clamping tips
› The circlip is securely clamped before removal by choosing a suitable distance between the clamping tips. This means that unnecessary plier movement is avoided, and the circlip may be opened completely. The special parallel movement of the clamping tips and their recesses in the direction of the pressure applied ensure that the circlip will be clamped firmly.



mm	mm	mm	mm	kg	Code	No.
305-500	4.5	5,9	705	3.885	6707230	8005 J

Circlip pliers X-GRIP

8006 X-GRIP

Particularly versatile:

- Universal circlip pliers for risk-free gripping and fitting of internal and external circlips (DIN 471/472) from 252 to 1000 mm diameter
- Particularly suited for working in confined spaces. Instead of using a long lever, the required force is transmitted by a threaded spindle. This ensures safe, fatigue-free gripping. Operated by a 15 mm open ended spanner or a 3/8" ratchet (e.g. 3093 Z-94)
- Solid, hardened sliding bar ensures parallel tip action
- Stop lugs reliably prevent circlips slipping off
- Quick changeover between internal and external circlips by rotating tips through 180°
- Tips made from tempering steel, carefully hardened and annealed, easy to replace

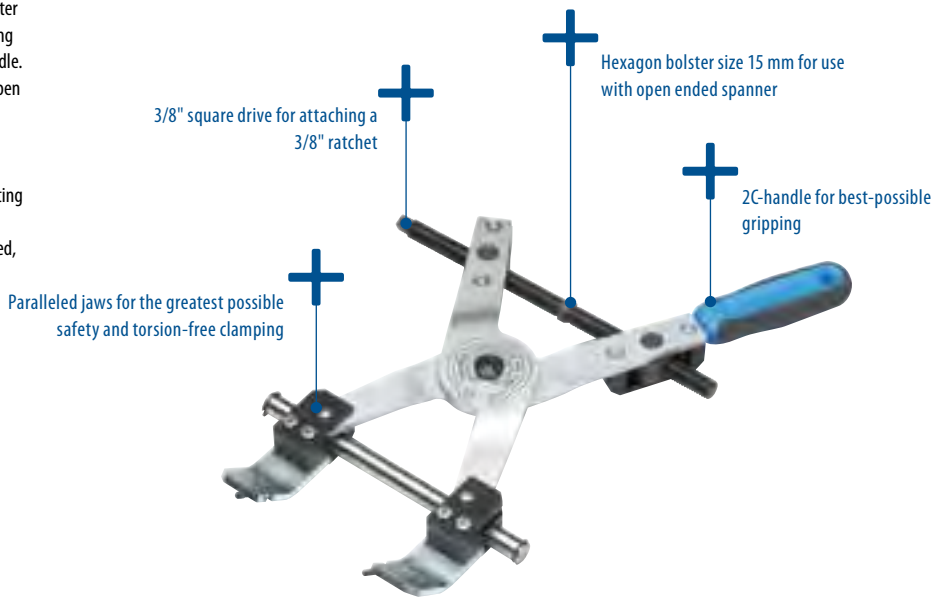

8006
X-GRIP CIRCLIP PLIERS

mm	mm	mm	kg	Code	No.
252-1000	4.5	5,9	3.040	1394401	8006

S 8006
X-GRIP CIRCLIP PLIERS SET

- Universal circlip pliers for risk-free gripping and fitting of internal and external circlips (DIN 471/472) from 252 to 1000 mm diameter
- Plier with adaptor, basic body - no. 1/2 + tip Ø 5.9 mm and no. 3/4 + tip Ø 4.5 mm
- Special tools for changing tips and adaptors
- Single open ended spanner no. 894 10 + 894 15
- Hexagon socket key no. 42 2 mm
- 4 Spare threaded pins M4x4
- Ratchet no. 3093 Z-94 (for quick adjustment)
- Plastic box E-1000 P
- Rugged sheet steel case with foam insert



kg	Code	No.
7.3	1896237	S 8006

E-8006
X-GRIP PARTS

Description	kg	Code	No.
Basic body no. 1 with spare tip 5.9 mm Ø	0.080	1575333	E-8006 1
Basic body no. 2 with spare tip 5.9 mm Ø	0.080	1575341	E-8006 2
Basic body no. 3 with spare tip 4.5 mm Ø	0.117	1896245	E-8006 3
Basic body no. 4 with spare tip 4.5 mm Ø	0.117	1896253	E-8006 4
Spare tip 4.5 mm Ø	0.005	1896369	E-8006 X 4,5
Spare tip 5.9 mm Ø	0.005	1896350	E-8006 X 5,9
Spindle with spindle bearing, 265 mm long	0.470	1910620	E-8006 X

Grip Wrenches

THE TOGGLE LEVER – A GIANT AMONG THE JOINTS

- Similar in construction to the human leg and consisting of hip, knee and ankle joints
- The knee joint's intelligent power management is its unbeatable advantage:
- Clever utilization of the physical lever laws *)
- Rapid and powerful even with a reduced operating force
- Ideal for optimum pressure and clamping operations
- Maximum pressing/clamping force with knee lever extended – even with automatic locking effect i.e. self-clamping effect (e.g. with grip pliers) relieved by operating the releasing lever
- Constant high quality of work

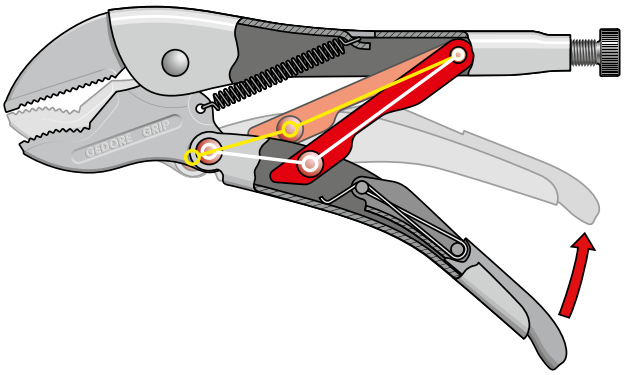

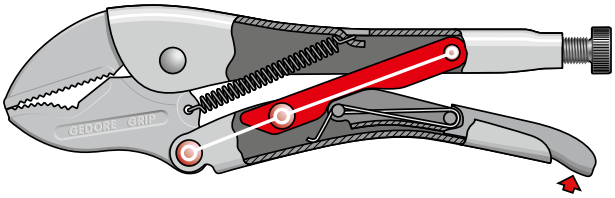

Self-clamping effect – can only be cancelled by operating the releasing lever!

*) Considerable paths are rapidly bridged involving little hand power. Just before "stretching", a short path is covered with an exceptional lever force. That is why it is used everywhere where considerable paths need to be initially covered without any noticeable force used and where the real" work" needs to be done over the last few millimetres. This is the case, for instance, with bolt cutters and crimping/grip pliers.

137
GRIP WRENCH

- With adjusting screw and release lever, model 137 10 with blue dip-insulated lever
- Forged, tempered jaws and special jaw shape for secure gripping, clamping and holding
- GEDORE vanadium steel 31CrV3, nickel-plated
- Jaw body in high-tensile sheet steel
- Automatically welded upper jaw - absolutely firm connection with the sheet steel body
- Well-conceived jaw design guarantees a three-point contact with all material cross-sections
- Threaded bore welded at bottom
- No widening under most extreme loading
- Safe release
- Release lever under constant pressure of special spring



137



137 10

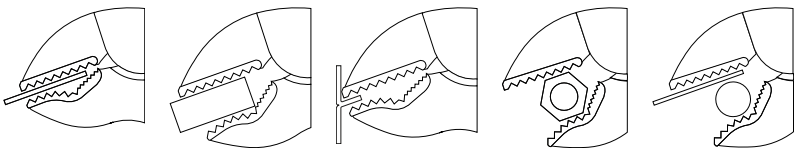

⟨mm⟩	⟨"inch⟩	mm	"inch	kg	Code	No.
185	7	25	1	0.288	6406620	137 7
230	10	32	1.1/4	0.526	6406700	137 10
260	11	45	1.3/4	0.790	6407270	137 11
300	12	45	1.3/4	1.042	6406890	137 12

1500 ES-137



›103

137 GRIP WRENCH

The difference comes from the special profile and shape.

› Positive fit joint to the screw/nut is down to the special design of the plier jaw*

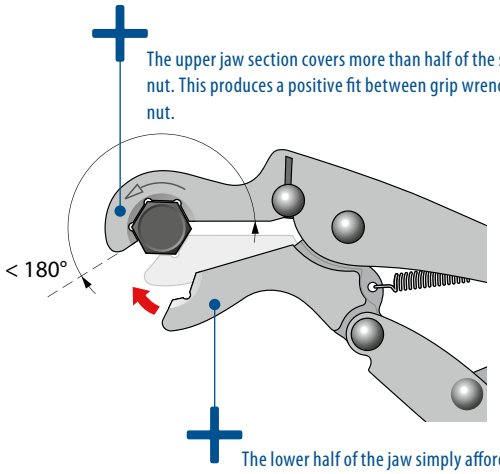

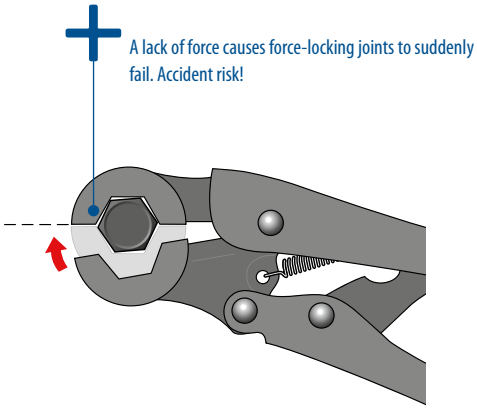

GEDORE
› Off-centre hexagonal division
› positive fit

COMPETING COMPANY
› Centre hexagonal division
› force locking

* Positive fit joints are not suddenly released. They need, in fact, to change their geometric form; a visible change in form quasi announces their failure.

A GEDORE SAFETY "EXTRA"

137
GRIP WRENCH

› For working in confined spaces
› For worn bolted connections which otherwise could only be opened with extreme difficulty
› Problem-solver for vehicles and industrial purposes
› Particularly suitable for brake lines, adjustment of track rods, etc.



mm	"AF	mm	kg	Code	No.
10		190	0.324	2325314	137 7-10
11	7/16	190	0.321	2325322	137 7-11
12		195	0.329	2325330	137 7-12
13		195	0.326	2325349	137 7-13
14		198	0.343	2325357	137 7-14
15	19/32	198	0.346	2325365	137 7-15
16	5/8	250	0.591	2325373	137 10-16
17		250	0.587	2325381	137 10-17

mm	"AF	mm	kg	Code	No.
18		255	0.607	2325403	137 10-18
19	3/4	255	0.600	2325411	137 10-19
20	25/32	258	0.623	2325438	137 10-20
21		258	0.620	2325446	137 10-21
22		260	0.630	2325454	137 10-22
24		253	0.642	2788349	137 10-24
27		258	0.645	2788357	137 10-27

139
SPECIAL GRIP WRENCH

- With movable lower jaw for clamping over a large area
- Release lever blue dip-insulated
- Nickel-plated



mm	"inch	mm	"inch	kg	Code	No.
250	10	45	1.3/4	0.577	6407940	139

137 KR
GRIP WRENCH, LONG JAWS

- With narrow jaws
- For working in confined spaces
- For clamping air and brake lines up to Ø 10 mm, copper lines Ø 12 mm
- Nickel-plated



mm	kg	Code	No.
210	0.292	1954113	137 KR-7
255	0.540	1868039	137 KR-10

137 P
PARALLEL JAW GRIP WRENCH

- With parallel jaws
- Opening: 50 mm
- With adjustment screw
- Release lever under constant pressure of special spring
- Body from sheet steel
- Nickel-plated



mm	"inch	mm	"inch	kg	Code	No.
250	10	50	2	0.701	6407000	137 P

137 MSP
MACHINE WORKBENCH CLAMP

- For fast, secure clamping of a variety of workpieces
- Suitable for tenon blocks threaded M8, M10 or M12
- GEDORE special vanadium steel, nickel-plated
- Release lever blue dip-insulated
- Tenon block not included



mm	"inch	mm	"inch	kg	Code	No.
280	11	100	4	0.790	6408080	137 MSP

136 BM
WIDE JAW GRIP WRENCH

- For clamping edges and surfaces
- 80 mm jaw width
- Nickel-plated



mm	"inch	mm	"inch	kg	Code	No.
200	8	30	1.1/4	0.416	6406030	136 BM

137 T
GRIP WRENCH FOR GLUEING

- For clamping lengthwise or corner joints of extremely long bases and surrounds, lintels, banisters and frames, arched windows, worktops, corner benches, etc.
- Release lever blue dip-insulated
- Nickel-plated
- The workpieces to be glued are placed together, with the grip open, the drill holes for the clamping pins are marked, and 9 - 10 mm Ø holes drilled. Glue is applied, the wrench pushed into the holes, the pieces aligned and the clamping lever closed - the work is finished



mm	"inch	mm	"inch	kg	Code	No.
220	9	30-60	1.1/4-2.1/2	0.494	6403600	137 T

138
WELDER'S GRIP WRENCH

- For clamping strips and profile sections when welding
- Cast steel jaws
- Nickel-plated
- Release lever blue dip-insulated



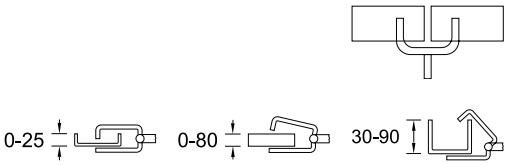

mm	inch	kg	Code	No.
280	11	0.960	6407350	138

138 X
WELDER'S GRIP WRENCH FOR TUBES

- For clamping tubes and round stock when welding
- Cast steel jaws
- Nickel-plated
- Release lever blue dip-insulated



mm	inch	mm	inch	kg	Code	No.
280	11	10-90	3/8-3.1/2	0.967	6407510	138 X

138 Y
PROFILE-SECTION GRIP WRENCH

- For clamping bulky profile and angle sections
- Strong forged jaws
- GEDORE special chrome-vanadium steel, nickel-plated
- Release lever blue dip-insulated



mm	inch	mm	inch	mm	inch	kg	Code	No.
280	11	95	3.3/4	75	3	0.763	6407860	138 Y

138 Z
PROFILE-SECTION GRIP WRENCH

- For clamping extremely bulky profile sections
- Jaws made from forged and welded GEDORE special chrome-vanadium steel
- Particularly great clamping depth
- Nickel-plated
- Release lever blue dip-insulated



mm	inch	mm	inch	mm	inch	kg	Code	No.
460	18	280	11	250	10	1.164	6410730	138 Z-460
600	24	400	16	400	16	1.428	6410810	138 Z-600

136 K
CHAIN GRIP WRENCH

- Particularly suited for clamping geometrically problematical cross-sections
- With No. 136 K-105 the legs of various pullers - following locking - can be spanned with the chain at the component to be extracted and tightened. This stops the legs bending outwards and slipping. Pulling is still possible even if the legs have a very restricted contact surface



max. Ø	mm	kg	Code	No.
330	1050	1.5	2307227	136 K-105

GEDORE PIPE WRENCHES
TOP QUALITY TO MEET MAXIMUM REQUIREMENTS

- Use of the most up-to-date machinery and environmentally-friendly production processes
- Everything is based on tightly controlled and selected materials
- Experienced and reliable specialists vouch for precision-like processing
- Stringent quality checks after each production step ensure a constantly high level
- High-grade industrial quality for the toughest forms of continuous use and safety in everyday work

Everything handled down to a tee

The absence of Chrome 6 in the tools is simply a matter of course for us and has been so for many years. Best-possible results are down to the unique manufacturing processes and special treatment for tools

Pipe wrenches subject to full hardening/tempering

All GEDORE Swedish pipe wrenches **are hardened and tempered** across their entire length and cross-section.

Serrated face flame-hardening

All GEDORE Swedish pipe wrenches are additionally flame-hardened at the teeth by a hardness unit developed by our Special Machinery Construction section. A uniform distribution of temperature across the entire jaw surface ensures a stress-relieved additional hardening of the surface of the teeth. The DIN specified hardness values are surpassed with ease by GEDORE pipe wrenches. The grip holds up for years even under the rough and tough daily routine.



Round thread with undetachable adjusting nut

A non-detachable adjusting nut with round thread ensures a width adjustment. A round thread stands up better than other thread types to mechanical damage and soiling. It allows the adjusting nut on the pliers shaft to run rapidly, evenly and precisely.



Self-clamping serrated face

The self-clamping serrated face grips reliably and firmly and this is intensified as the turning resistance is increase. There is no need to press the handles together. GEDORE Swedish pipe wrenches have that non-slip grip - even on smooth pipes.

ECK-SCHWEDE-SNAP® - THE SWEDISH

Tried and tested bestseller with a powerful grip for more than 50 years

(1) The special, supplementary flame hardening of the teeth increases and improves the grip and durability of the snap®

(2) Force is always applied by snap® simultaneously at three points, ensuring a secure grip with low hand pressure

(5) The mouth of the jaw opening is always narrower than the pipe diameter, reliably preventing the workpiece from slipping out. Securely grips pipes and screw couplings

(3) Hook and leg made from drop-forged GEDORE special chrome-vanadium steel, hardened and tempered

(4) Stove enamelling guarantees long-life protection



WORKING PRINCIPLE



The jaw form of the snap® reliably prevents the workpiece slipping out, and ensures maximum freedom of movement in confined spaces

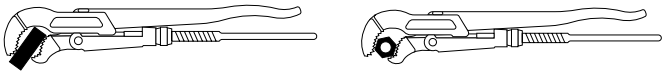

The curvature of the jaws adapts ideally to different profiles, enabling the snap® to grip hexagonal nuts - gently and securely

100
PIPE WRENCH ECK-SCHWEDE-SNAP®

- Acc. to DIN 5234, Form C
- Heavy-duty pipe wrench with three-point grip
- For working in confined spaces
- GEDORE special chrome-vanadium steel
- Drop forged
- Tempered, teeth additionally hardened
- Self-gripping by teeth offset against direction of rotation
- Roller secured against loss
- Stove enamelled blue, head ground





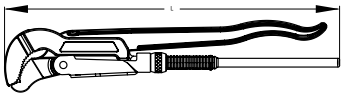

Size	mm	L	kg	Code	No.
1/2	35	245	0.380	4500060	100 1/2
1	48	320	0.800	4500140	100 1
1.1/2	60	420	1.400	4500220	100 1.1/2
2	80	550	2.240	4500300	100 2
3	110	630	3.580	4500490	100 3

175
PIPE WRENCH
Swedish pattern

- Acc. to DIN 5234 Form A
- Especially sturdy type for heavy use
- Head angled 85 °
- GEDORE special chrome-vanadium steel
- Drop forged
- Tempered, teeth additionally hardened
- Self-gripping by teeth offset against direction of rotation
- Roller secured against loss
- Stove enamelled blue



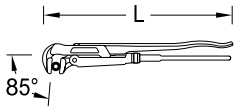

Size	mm	L	kg	Code	No.
3/4	38	280	0.505	6437260	175 3/4
1	44	320	0.695	6437340	175 1
1.1/2	62	430	1.470	6437420	175 1.1/2
2	76	580	2.550	6437500	175 2
3	105	670	3.780	6437690	175 3
4	130	760	5.635	6437770	175 4

176
ELBOW PIPE WRENCH ECK-SCHWEDE®

- Acc. to DIN 5234 Form B
- For working in confined spaces
- Narrow head, multi-grip jaw pattern, angled 52°
- GEDORE special chrome-vanadium steel
- Drop forged
- Tempered, teeth additionally hardened
- Self-gripping by teeth offset against direction of rotation
- Roller secured against loss
- Stove enamelled blue



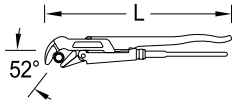

Size	mm	L	kg	Code	No.
3/4	38	280	0.445	6438070	176 3/4
1	44	320	0.775	6438150	176 1
1.1/2	62	430	1.405	6438230	176 1.1/2
2	76	580	2.570	6438310	176 2
3	105	670	3.640	6438580	176 3

9100 2K
PIPE WRENCH

- Acc. to DIN 5234, Form C
- For working in confined spaces
- GEDORE special chrome-vanadium steel
- Drop forged
- Tempered, teeth additionally hardened
- Self-gripping by teeth offset against direction of rotation
- Non-slip surfaces, in sizes 1" and 1.1/2" with 2-component handles
- Roller secured against loss
- Stove enamelled blue



1 / 1.1/2



1/2 / 2 / 3

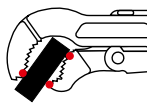

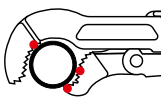

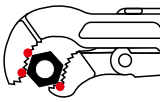

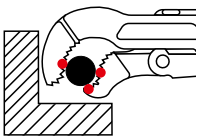



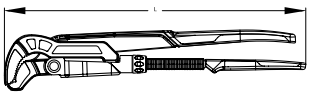

Size	2C-handle	mm	L	kg	Code	No.
1/2		35	245	0.400	2530252	9100 2K 1/2
1	X	48	320	0.800	2530260	9100 2K 1
1.1/2	X	60	420	1.400	2530279	9100 2K 1.1/2
2		80	550	2.200	2530287	9100 2K 2
3		110	630	3.600	2530295	9100 2K 3

E-100 / E-175 / E-9100
SET OF SPARES

› A = Roller / Adjuster screw
› B = Circlip



No. 100	No. 175	No. 176	No. 9100	kg	Code	No.
1/2				0.010	2133792	E-100 A 1/2
1		1		0.030	1682938	E-100 A 1
1.1/2		1.1/2		0.040	1737597	E-100 A 1.1/2
2 + 3		2		0.070	1628984	E-100 A 2
	3/4	3/4		0.010	5435000	E-175 A 3/4
	1			0.030	5435190	E-175 A 1
	1.1/2			0.040	5435270	E-175 A 1.1/2
	2			0.070	5435350	E-175 A 2
	3	3		0.070	5435430	E-175 A 3
	4			0.080	1391607	E-175 A 4
			1/2	0.003	2601028	E-9100 A 1/2
			1	0.010	2601273	E-9100 A 1
			1.1/2	0.012	2601281	E-9100 A 1.1/2
			2 + 3	0.025	2601311	E-9100 A 2
1/2	3/4 + 1	3/4	1/2	0.001	5436240	E-100 B 1/2
1	1.1/2	1	1	0.002	5436400	E-100 B 1
1.1/2	2	1.1/2	1.1/2	0.001	5436590	E-100 B 1.1/2
2 + 3	3 + 4	2 + 3	2 + 3	0.020	5436670	E-100 B 2

225
PIPE WRENCH

› Stillson type
› Hot-drop forged
› Forged parts tempered
› Self-gripping by teeth offset against direction of rotation
› GEDORE special hardened and tempered steel



↤ mm ↦	↤ "inch ↦	mm	"inch	Ø"inch	kg	Code	No.
250	10	33.5	1.3/8	1	0.480	2964813	225 10
300	12	42.0	1.3/4	1.1/4	0.680	2964821	225 12
350	14	48.0	1.7/8	1.1/2	0.940	2964848	225 14
450	18	60.0	2.3/8	2	1.550	2964856	225 18
600	24	75.5	3	2.1/2	2.480	2964864	225 24
900	36	102.0	4	3.1/2	4.820	2964872	225 36

227
PIPE WRENCH
American pattern

› Extra heavy type
› Forged parts tempered
› Teeth offset against direction of rotation and induction-hardened
› Handle made from malleable cast iron, stove enamelled
› GEDORE special hardened and tempered steel, ground



↤ mm ↦	↤ "inch ↦	mm	"inch	Ø"inch	kg	Code	No.
190	8	38	1.1/2	1	0.440	6453030	227 8
245	10	48	1.7/8	1.1/2	0.850	6453110	227 10
325	14	60	2.3/8	2	1.751	6453460	227 14
415	18	76	3	2.1/2	2.701	6453540	227 18
560	24	89	3.1/2	3	4.280	6453620	227 24

152
HIGH-SPEED PIPE WRENCH
with screw adjuster

› GEDORE blue powder-coated
› Forged components
› Induction-rehardened serrated faces
› Quick and easy setting with screw adjuster - single-hand adjustment
› Gripping faces selfinhibiting



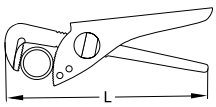

L	L"	mm	"inch	Pipes	Sockets	kg	Code	No.
178	7	35	1.3/8	1"	3/4"	0.300	6419280	152 7
228	9	42	1.5/8	1.1/4"	1"	0.531	6419360	152 9
281	11	61	2.3/8	2"	1.3/4"	0.851	6419440	152 11
315	12	74	3	2.1/2"	2"	1.038	6419520	152 12
360	14	90	3.9/16	3"	–	1.656	6419600	152 14

Water Pump / Universal Pliers

142
UNIVERSAL PLIERS

- Acc. to DIN ISO 8976 Form C
- With safety box joint and protection against blocking
- Fine adjustment
- 142 7 = 17 settings
- 142 10 = 15 settings
- 142 12 = 17 settings
- Single-hand push-button adjustment
- Slender pliers head for places that are hard to access
- Long slim jaws
- Offset gripping faces for self-gripping of nuts and pipes
- GEDORE special chrome-vanadium steel
- Induction-rehardened serrated faces
- Model C = slim handles with forged serrations
- Model TL = steel-grey, with blue dipped handle protectors
- Model JC = chrome-plated, with 2-component handles



142 10 JC



142 10 C



142 10 TL

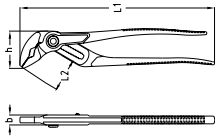

L_1	L_2	b	h	mm	kg	Code	No.
180	32	6.5	40	37	0.183	2668211	142 7 TL
180	32	6.5	40	37	0.173	2668238	142 7 C
255	39	7.5	48	38	0.371	6416180	142 10 TL
250	39	7.5	48	38	0.380	6416260	142 10 C

L_1	L_2	b	h	mm	kg	Code	No.
260	39	7.5	48	38	0.417	6416340	142 10 JC
309	43	8.5	55	44	0.550	1995413	142 12 TL
300	43	8.5	55	44	0.530	1995553	142 12 C

143
UNIVERSAL PLIERS

6 settings

- Acc. to DIN ISO 8976 Form B
- Slim head
- Forged twin-groove lay-on slip joint and toothed recess
- Offset gripping faces for self-gripping of nuts and pipes
- With finger protection
- For pipes up to 1.1/2" and nuts up to 38 mm
- GEDORE special chrome-vanadium steel, chrome-plated
- Induction-rehardened serrated faces
- Model C = slim handles with forged serrations
- Model JC = chrome-plated, with 2-component handles



143 10 JC



143 10 C

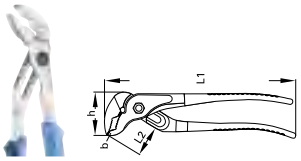

L_1	L_2	b	h	mm	kg	Code	No.
256	40	10.6	56	38	0.340	6410650	143 10 C
262	40	10.6	56	38	0.390	6415880	143 10 JC

144
MECHANICS PLIERS

7 settings

- Acc. to DIN ISO 8976 Form A
- Lay-on slip joint and straight, serrated jaws
- GEDORE special chrome-vanadium steel
- Induction-rehardened serrated faces



144 4.1/2 C



144 7 C

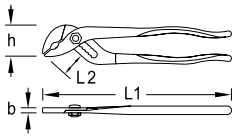

L_1	L_2	b	h	mm	kg	Code	No.
113	13	3.8	23	16	0.042	6411110	144 4.1/2 C
175	22	5.5	35	26	0.138	6411380	144 7 C

145
WATER PUMP PLIERS

- Acc. to DIN ISO 8976 Form A
- Lay-on slip joint and toothed recess
- Induction-rehardened serrated faces, with finger protection
- Clamps automatically on pipes and nuts
- GEDORE special chrome-vanadium steel, chrome-plated
- Model C = handles cross-hatched
- Model JC = with 2-component handles
- 145 10 = 7 settings, with extra narrow jaws
- 145 15 = 9 settings
- 145 20 = 11 settings

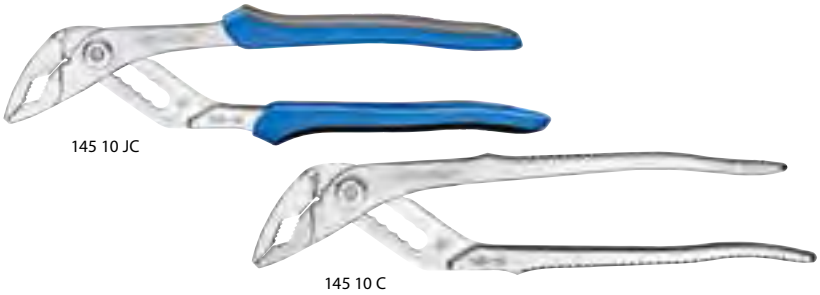

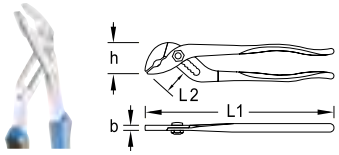

L_1	L_2	b	h	mm	kg	Code	No.
250	41	7.8	47	39	0.365	6412000	145 10 C
260	41	7.8	47	39	0.425	6415610	145 10 JC
375	46	10.4	72	50	0.854	6412190	145 15 C
500	55	13.8	98	65	1.747	6412270	145 20 C

146
UNIVERSAL PLIERS
7 settings

- Acc. to DIN ISO 8976 Form C
- With safety box joint and finger protection
- Automatic clamping with offset gripping surfaces
- GEDORE special chrome-vanadium steel, chrome-plated, with polished surface
- Induction-rehardened serrated faces
- Model C = slim handles with forged serrations
- Model JC = chrome-plated, with 2-component handles



L_1	L_2	b	h	mm	kg	Code	No.
250	32.5	4.8	48	31	0.335	6413240	146 10 C
250	32.5	4.8	48	31	0.400	2672626	146 10 JC

146 B
SPECIAL WATER PUMP PLIERS
5 settings

- Acc. to DIN ISO 8976 Form C
- With fast adjustment and tooth-lock box joint and toothed aperture
- Absolutely safe - no slipping out of adjustment during work
- With finger protection
- GEDORE special chrome-vanadium steel, chrome-plated, polished



L_1	L_2	b	h	mm	kg	Code	No.
250	45	8	55	50	0.485	6412510	146 B 10

9144
WATER PUMP PLIERS

- Acc. to DIN ISO 8976
- Chrome-vanadium steel
- With box joint
- Drop forged



L_1	L_2	b	h	mm	kg	Code	No.
175	28	7.0	33	26	0.150	4533230	914417
240	35	7.5	40	33	0.290	4533310	914424
300	40	9.0	60	45	0.480	4533580	914430

Chain Pipe Wrenches

120
CHAIN PIPE WRENCH BOSS

- Ideal for use in areas with restricted access
- Ratchet-type operation
- Plastic grip prevents hand from slipping off
- Handle in GEDORE special chrome-vanadium steel
- Drop forged
- Tempered, teeth additionally hardened
- Stove enamelled blue



Size	∅ mm	mm	kg	Code	No.
3/8-4	17-114	355	0.840	4502350	120000

E 120
SPARE CHAIN BOSS



mm	kg	Code	No.
450	0.320	4535280	120200

122
CHAIN PIPE WRENCH

American pattern

- High efficiency due to maximum-possible lever action
- Tempered steel acc. to EN 10083
- With hardened exchangeable jaws, toothed on both sides
- Stove enamelled blue



Size	∅ mm	"inch	mm	kg	Code	No.
1/8-2	10-60	20	510	2.5	4535360	122002
1/4-3	13-89	28	710	4.0	4535440	122003
3/4-4	27-114	37	940	6.6	4502430	122004
1-6	33-168	43	1090	9.1	4502510	122006
1.1/2-8	48-219	50	1275	13.0	4548340	122008
2-12	60-324	63	1600	22.1	4548420	122012

E 122
SPARE CHAIN



Size	mm	kg	Code	No.
1/8-2	380	0.725	4548500	122202
1/4-3	490	0.950	4548690	122203
3/4-4	610	1.410	4548770	122204
1-6	850	2.200	4548850	122206
1.1/2-8	1080	3.300	4548930	122208
2-12	1450	5.740	4549070	122212

E 122
SPARE JAWS (PAIR)





Size	kg	Code	No.
1/8-2	0.340	4549150	122302
1/4-3	1.030	4549230	122303
3/4-4	1.520	4549310	122304
1-6	2.100	4549580	122306
1.1/2-8	2.640	4549660	122308
2-12	4.450	4549740	122312

Special Pliers

8385
WIRE TWISTING PLIERS

- For twisting and cutting
- GEDORE special hardened and tempered steel, gun-metal finish
- Angled by 45°
- Extra narrow head shape
- Cross-hatched gripping face for better "wire grip"
- Twists wires from 0.5 to 1.6 mm Ø
- Clockwise or counterclockwise twisting, adjustable by turning handle
- Automatic resetting
- Cutting edge with FOD (= No Foreign Object Damage). The special red plastic coating securely holds the rest of the cut wire. This rules out the wire being accidentally lost.



⊢ mm ⊣	⊢ "inch ⊣	kg	Code	No.
229	9	0.400	1979957	8385

8386
CONNECTOR PLIERS

- With lap joint
- 3 settings
- Protects sensitive surfaces
- Particularly suitable for Canon-Connectors or other screw connectors
- Plastic jaws bolted and replaceable (No. E-8386), jaw width 11 mm
- GEDORE high-performance hardened and tempered steel, chrome-plated
- Handles dip-insulated



mm	kg	Code	No.
20-60	0.300	2003481	8386
	0.010	2003694	E-8386

304
SEAMING PLIERS
straight pattern

- Straight pattern
- Forged



mm	⊢ mm ⊣	kg	Code	No.
60	265	0.590	4508550	304060

305
SEAMING PLIERS
bent pattern

- Bent pattern, bending angle 45°
- Forged



mm	⊢ mm ⊣	kg	Code	No.
60	265	0.630	4508630	305060

Bolt Cutters

8340 / 8340 Z BOLT CUTTERS

- Compact power bolt cutter with a particularly effective cutting performance
- Optimum lever action requires less effort
- Wear-free rotating/thrust block bolt to reduce sliding friction when cutting
- Force optimised, joint-near cutting is guaranteed
- The effective force multiplication ratio of 1:30 results of the joint-near use of the cutting edge
- Here the lever ratio of hand to cutting force is optimal
- A gliding ahead from this cutting position is prevented by the micro-grooves resp. the additional cutting edge

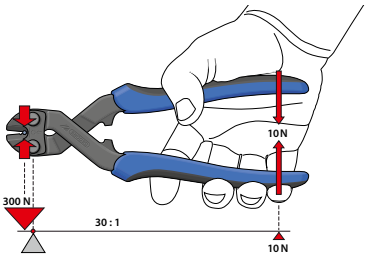

8340

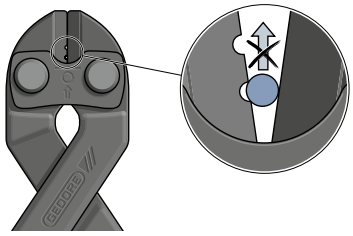

- With a cut soft, medium-hard or hard wires up to 4 mm Ø are separated
- The gliding ahead of the cutting material is prevented by two one-sided micro-grooves and thus is always stays in optimal cutting position

8340 Z

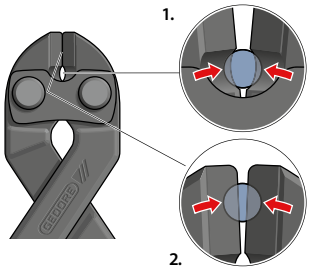

- With two cuts soft, medium-hard or hard wires from 4 to 6 mm Ø are separated
- The extra cutting edge (1) serves as first cut for thick bolts and engraves them deeply
- In the second step, the main cutting edge (2) cuts through the bolt completely

8340
BOLT CUTTER

- Compact power bolt cutter with a particularly effective cutting performance
- Optimum lever action requires less effort
- Wear-free rotating/thrust block bolt to reduce sliding friction when cutting
- Cutting edges additionally inductively hardened (63 - 65 HRC)
- The gliding ahead of the cutting material is prevented by two one-sided micro-grooves and thus is always stays in optimal cutting position
- Precision cutting edges for soft wire up to Ø 6.0 mm, hard and piano wire up to Ø 3.8 mm
- Model JL = steel-grey, with blue dipped handle protectors
- Model TL = steel-grey, with blue dipped handle protectors

8340 Z
BOLT CUTTER

- Compact power bolt cutter with a particularly effective cutting performance
- Optimum lever action requires less effort
- Wear-free rotating/thrust block bolt to reduce sliding friction when cutting
- Cutting edges additionally inductively hardened (63 - 65 HRC)
- Double-sided recess cutting with extra cutting edge, near the joint, ensures optimum lever conditions for large wire diameters
- The extra cutting edge serves as first cut for thick bolts and engraves them deeply
- In the second step, the main cutting edge cuts through the bolt completely
- Precision cutting edges for soft wire up to Ø 6.0 mm, hard wire up to Ø 5.5 mm and piano wire up to Ø 3.8 mm
- Model JL = steel-grey, with blue dipped handle protectors
- Model TL = steel-grey, with blue dipped handle protectors



8340-200 JL



8340 Z-200 JL



8340-200 TL



8340 Z-200 TL

⊢◂ mm ▸⊣	kg	Code	No.
200	0.389	2541300	8340-200 JL
200	0.338	2541289	8340-200 TL

⊢◂ mm ▸⊣	kg	Code	No.
200	0.389	2666324	8340 Z-200 JL
200	0.338	2666316	8340 Z-200 TL

8178
BOLT CUTTER



- Acc. to DIN ISO 5743
- Double cam bolt adjustment
- Cutting head replaceable
- Cutters from chrome-vanadium steel
- Max. cutting performance 48 HRC

max. ● mm	⊢ mm ⊣	⊢ "inch ⊣	kg	Code	No.
5	460	18	1.680	2675137	8178 460
7	620	24	2.460	2675145	8178 620
8	780	30	4.700	2675153	8178 780
9	900	36	5.000	2675161	8178 900

E-8178
SPARE CUTTING HEAD

kg	Code	No.
0.440	2675196	E-8178 460
0.800	2675218	E-8178 620
1.460	2675226	E-8178 780
1.470	2675234	E-8178 900

8179
CONCRETE MESH AND BOLT CUTTER



- Acc. to DIN ISO 5743
- Double cam bolt adjustment
- Cutting head replaceable
- Cutters from chrome-vanadium steel
- Max. cutting performance in round stock 40 HRC, 9 mm or 2 x 8 mm

max. ● mm	⊢ mm ⊣	kg	Code	No.
9 / 2x8	900	3.500	2675188	8179 900

8178 + 8179

- **A GEDORE safety "extra" – Cutting power to Tensile strength**
- 19 HRC ≈ 740 N / mm² Tensile strength 48 HRC ≈ 1590 N / mm² Tensile strength
- 40 HRC ≈ 1290 N / mm² Tensile strength

E-8179
SPARE CUTTING HEAD

kg	Code	No.
0.980	2675242	E-8179 900

Blacksmith's tongs

230
BLACKSMITH'S TONGS

- Flat nosed



⊢ mm ⊣	for workpieces	kg	Code	No.
300	6 mm	0.500	8842510	230-300
400	8 mm	0.860	8842780	230-400
500	10 mm	1.240	8842860	230-500
600	14 mm	1.710	8842940	230-600

231
BLACKSMITH'S TONGS

- Round nosed



⊢ mm ⊣	for workpieces	kg	Code	No.
400	12 mm	0.870	8843590	231-400
500	16 mm	1.220	8843670	231-500

233
BLACKSMITH'S TONGS

- Wolf's jaw



⊢ mm ⊣	for workpieces	kg	Code	No.
300	6 mm	0.610	8845100	233-300
400	8 - 10 mm	0.930	8845290	233-400
500	12 mm	1.320	8845370	233-500

Plier assortments

- Produced in-house by GEDORE Austria
- Combination, flat-nosed, round-nosed and mechanics pliers made from GEDORE special hardened and tempered steel
- Side cutters and end cutting nippers made from GEDORE high-performance hardened and tempered steel
- JC = chrome-plated, 2-component handle protectors
- TL = clear varnished, with blue dipped non-slip handles
- Hot-forged tempered steel
- Precision machined, oil-hardened and annealed
- Induction-rehardened cutting edges
- Protective nickel and chrome plating
- Optimum transfer of force
- High cutting performance
- Fatigue-free, even in constant use
- Guaranteed GEDORE quality

S 8003 JC
PLIERS SET

3 pieces

- Practical set composition in environmentally-friendly cardboard box
- JC = chrome-plated, with 2-component handles



Contents	kg	Code	No.
8132-160 JC **8250-180 JC** **8316-160 JC**	0.766	6701110	S 8003 JC

S 8003 TL
PLIERS SET

3 pieces

- Practical set composition in environmentally-friendly cardboard box
- TL = steel-grey, with blue dipped non-slip handles



Contents	kg	Code	No.
8132-160 TL **8250-180 TL** **8316-160 TL**	0.642	6755470	S 8003 TL

VDE S 8003 H

›587



VDE S 8003

›587



S 8200 JC
PLIERS SET
4 pieces

› Practical set composition in environmentally-friendly cardboard box
› JC = chrome-plated, with 2-component handles



Contents		kg	Code	No.
8098-160 JC	**8250-180 JC**	0,927	6730800	S 8200 JC
8132-160 JC	**8314-160 JC**			

S 8303 JC
PLIERS SET
3 pieces

› Practical set composition in environmentally-friendly cardboard box
› JC = chrome-plated, with 2-component handles



Contents	kg	Code	No.
142 10 JC	1.005	6703160	S 8303 JC
8250-180 JC			
8316-160 JC			

S 8303 TL
PLIERS SET
3 pieces

› Practical set composition in environmentally-friendly cardboard box
› TL = steel-grey, with blue dipped non-slip handles



Contents	kg	Code	No.
142 10 TL	0.880	6703910	S 8303 TL
8250-180 TL			
8316-160 TL			

1101-142-2150 ›59



1102 L ›63



1101-002
PLIERS SET
6 pieces

- Practical set composition in sturdy plastic case
- JC = chrome-plated, with 2-component handles
- In GEDORE i-BOXX® 72 no. 1101 L
- Dimensions: W 367 x D 316 x H 72 mm



Contents		kg	Code	No.
8098-160 JC	**8132-160 JC**	1,740	1708155	1101-002
8120-160 JC	**8250-180 JC**			
8122-160 JC	**8316-180 JC**			

1102-003
PLIERS SET
3 pieces

- Practical set composition
- JC = chrome-plated, with 2-component handles
- In GEDORE L-BOXX® Mini, incl. divider set
- Dimensions: W 260 x D 155 x H 63 mm



Contents	kg	Code	No.
8132-160 JC	0.940	1692305	1102-003
8250-180 JC			
8316-160 JC			

1102-007
PLIERS SET
3 pieces

- Practical set composition
- In GEDORE L-BOXX® Mini, incl. divider set
- Dimensions: W 260 x D 155 x H 63 mm



Contents	kg	Code	No.
8132-200 JC	1.201	2951789	1102-007
8314-180 JC			
142 10 TL			

1102-008
PLIERS SET
3 pieces

- Practical set composition
- In GEDORE L-BOXX® Mini, incl. divider set
- Dimensions: W 260 x D 155 x H 63 mm



Contents	kg	Code	No.
8316-160 JC	0.977	2951797	1102-008
8133-200 JC			
142 7 TL			

Circlip pliers sets

S 8000
SET OF CIRCLIP PLIERS
4 pieces

- Most popular sizes, packed in environmentally-friendly cardboard box
- Particularly suitable for barely accessible places
- For internal and external circlip rings
- With straight and 90 ° angled tips



Contents	kg	Code	No.
8000 A 2 A 21 **8000 J 2 J 21**	0.756	6701030	S 8000

S 8008
SET OF CIRCLIP PLIERS
8 pieces

- Most popular sizes, packed in environmentally-friendly cardboard box
- Particularly suitable for barely accessible places
- For internal and external circlip rings
- With straight and 90 ° angled tips



Contents	kg	Code	No.
8000 A 1 A 11 A 2 A 21 **8000 J 1 J 11 J 2 J 21**	1.082	6700490	S 8008

S 8100
SET OF CIRCLIP PLIERS
4 pieces

- Most popular sizes, packed in environmentally-friendly cardboard box
- Particularly suitable for barely accessible places
- For internal and external circlip rings
- With straight and 90 ° angled tips



Contents	kg	Code	No.
8000 A 1 A 2 **8000 J 1 J 2**	0.597	6703080	S 8100

S 8024
SET OF CIRCLIP PLIERS
4 pieces

- Most popular sizes, packed in environmentally-friendly cardboard box
- For automotive use
- Particularly suitable for barely accessible places
- For internal and external circlip rings
- With straight and 45 ° angled tips



Contents	kg	Code	No.
8000 A 2 A 22 **8000 J 2 J 22**	0.756	2148684	S 8024

S 8028
SET OF CIRCLIP PLIERS
8 pieces

- Most popular sizes, packed in environmentally-friendly cardboard box
- For automotive use
- Particularly suitable for barely accessible places
- For internal and external circlip rings
- With straight and 45 ° angled tips



Contents	kg	Code	No.
8000 A 1 A 2 A 12 A 22 **8000 J 1 J 2 J 12 J 22**	1.082	2148692	S 8028

1101-001
SET OF CIRCLIP PLIERS
8 pieces

- Usual type of tool set packed in sturdy plastic case
- Particularly suitable for barely accessible places
- For internal and external circlip rings
- With straight and 90 ° angled tips
- In GEDORE i-BOXX® 72, with transparent cover for getting an immediate impression
- Dimensions: W 367 x D 316 x H 72 mm



Contents	kg	Code	No.
8000 A 1 A 11 A 2 A 21 **8000 J 1 J 11 J 2 J 21**	1.550	1692275	1101-001

1102-001
SET OF CIRCLIP PLIERS
4 pieces

- Usual type of tool set
- Particularly suitable for barely accessible places
- For internal and external circlip rings
- With straight and 90 ° angled tips
- In GEDORE L-BOXX® Mini, incl. divider set
- Dimensions: W 260 x D 155 x H 63 mm



Contents	kg	Code	No.
8000 A 2 A 21 **8000 J 2 J 21**	1.220	1692283	1102-001

1101-004
SET OF CIRCLIP PLIERS
8 pieces

- Particularly suitable for barely accessible places
- With straight and 45 ° angled tips
- For the safe installation and removal of internal and external retaining rings up to a size of 60 mm
- In GEDORE i-BOXX® 72, with transparent cover for getting an immediate impression
- Dimensions: W 367 x D 316 x H 72 mm

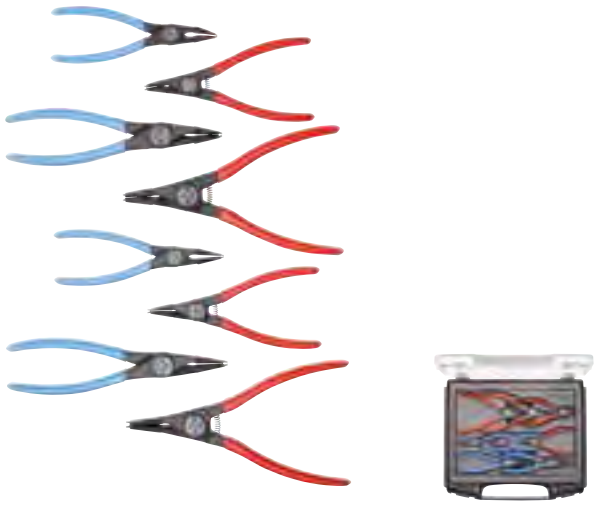

Contents	kg	Code	No.
8000 A 1 A 12 A 2 A 22 **8000 J 1 J 12 J 2 J 22**	1.550	2148706	1101-004


GEDORE

PULLERS

2-/3-ARM UNIVERSAL EXTERNAL+INTERNAL PULLERS
› 431



2-/3-ARM UNIVERSAL EXTERNAL+INTERNAL PULLER SETS
› 435



SUMMARY OF PULLER LEGS
› 448



SPINDLE SUMMARY
› 450



BEARING ASSEMBLY
› 453



2-/3-ARM FAN / BATTERY-TERMINAL PULLERS
› 455



HYDRAULIC IMPLEMENTS
› 467



SEPARATORS
› 470



BALL BEARING EXTRACTORS
› 473



INTERNAL EXTRACTORS
› 478



SLIDING HAMMER
› 481



SPECIAL AUTOMOTIVE TOOLS
› 486



NUT SPLITTERS
› 489



THREADED INSERTS
› 490



ADD-ON SYSTEMS
› 491



GEDORE
PULLERS

The right tool for every demand placed

For maximum performance - even under a multi-ton load

- High-grade industrial quality for the toughest forms of continuous use and safety in everyday work
- Our innovative force over the past few years, which has given rise to numerous patents and utility models, is very much a reflection of our extensive track record in the development and production of puller tools.
- Effortless moving of multi-ton loads
- Ideal for the controlled use of force and a vital requirement for safe working: puller in association with a torque wrench

Intelligent designs - well thought-out components

- The refined GEDORE pullers impress as much through their quality as they do through their user-friendliness and superiority in detail:
- A lasered scale on the 2-arm cross-beam enable the legs to be symmetrically aligned
- Leg brake and quick-release clamp are those rapid and assured ways of locking and fastening the puller legs
- Both the nitro-carburised mechanical and hydraulic spindles have properties that make work considerably easier and safer.

Best-possible quality for your safety

- Maximum value is attached to the safety of the puller when selecting the material and manufacturing process for each individual component part beforehand.
- Any overloading of drop-forged components, such as 2-arm cross-beams, legs and clamping parts, is revealed through deformation - on account of the course of their fibres - rather than through fracturing and/or splintering.
- Thermo-chemical treatment bestows a hardness on the components meeting the demands placed.
- Strict quality checks ensure a constant high level



Flexibility and specialization

- Irrespective as to whether the same pulling operations are repeated or whether you are confronted each time with new pulling challenges, special or flexible all-purpose pullers - saving both on time and force - are there to meet your individual demands
- The 1.06 and 1.07 series provide that unsurpassed flexibility. 2 and 3-arm cross-beams of various sizes, legs in the most varied of shapes and lengths, various fastening systems and the scope to replace the mechanical spindle by a hydraulic one all give rise to a modular system with which you can extensively retrofit and update your puller - thus making it applicable for all sorts of pulling situations.
- Appropriate ranges for varied fields of work - including the workshop, industry and agricultural/constructional machinery repairs.
- From the incidental parts to the heavy-duty puller, GEDORE provides tools for external, internal and ball bearing pullers and special-purpose tools. Should you still not find the right tool, then do contact us as to possible customised manufacturing.

YOUR PATH TO
THE RIGHT PULLER

A How can the component to be extracted be gripped?
B Is a support possible either externally or internally?
C Which clamping spread/reach has to be obtained?

1. EXTERNAL PULLING
› 431

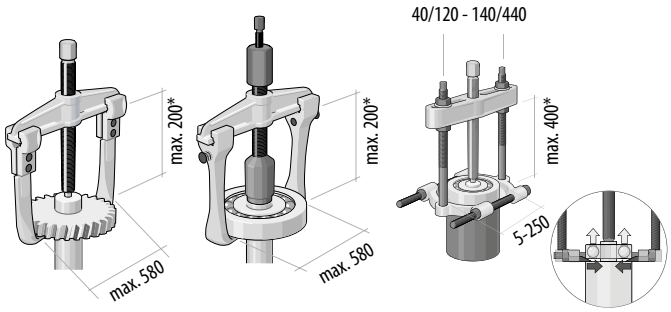

› The component to be extracted can only be gripped externally
› The centre axle is for supporting purposes

› The component to be extracted is well set into, thus ruling out the use of pulling legs
› The centre axle is for supporting purposes

2. INTERNAL PULLING
› 478

› The component to be extracted can only be gripped internally
› Centre axle supporting is not possible

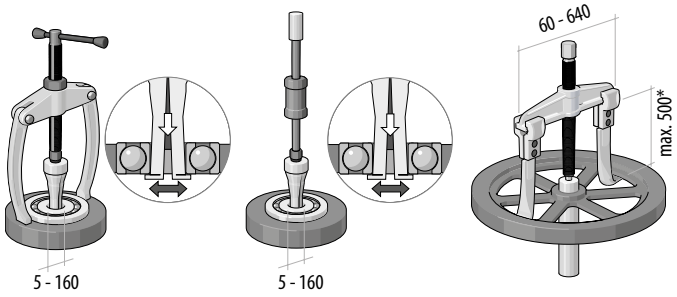

› Supporting possible outside of the component

› No support possible - thus the use of extracting aids

› Centre axle supporting is possible

3. BALL BEARING EXTRACTION
› 473

The ball bearing to be pulled is fitted on a shaft and in a housing and, as such, can neither be internally or externally gripped

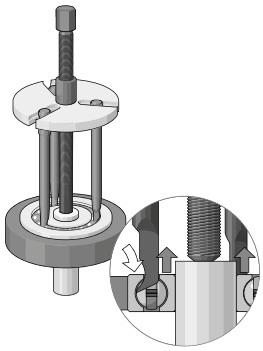

4. EXTRACTION USING A SPECIAL-PURPOSE TOOL
› 484

› Automotive tool for
› Ball joints
› Oil filters /cartridges
› Steering wheel
› Springs
› Wheel hubs etc.

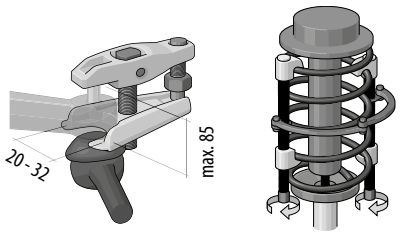

› Supporting possible outside of the component

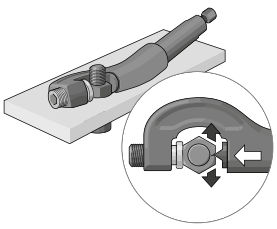

› Nut splitters
› Stud extractors

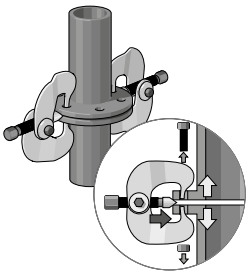

› Flange separators
› Threaded inserts

SAFETY NOTES FOR PULLERS › 640

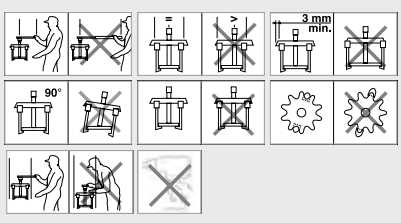

1.04 - A THOROUGHLY SUPERIOR TYPE OF PULLER

The legs of the 1.04 puller series have a T-profile. This ensures a positive fit between leg and cross-beam. The T-profile transfers the tensile force of the hooks via the clamping parts to the cross-beam - with no losses involved. The quick-release adjuster makes for trouble-free setting and readjustment.



Reinforced cross-beam - the additional arching at the top of the crossbar produces an H-profile which, in turn, raises the load capacity as against the flexural torque.



The permanently lasered scale makes it easier to symmetrically align the legs. This effectively stops any tilting when extracting caused by incorrectly positioned legs. A final marking specifies the maximum clamping spread.

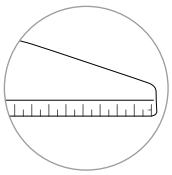

Series 1.04 cross-beams, legs and clamping parts are hot drop-forged from hardened and tempered steel, giving them all the benefits of drop-forged components.

GEDORE spindles

- Comprise turned hardened and tempered steel. The fine thread is then rolled - this additional strengthening of the steel gives rolled thread a higher strength than a thread produced by cutting.
- Have a fine thread which stops any unintended slackening from vibrations.
- Are thermo-chemically treated. Nitro-carburating gives the spindle a high degree of wear and corrosion resistance. Oils and greases are not needed and, as such, the thread stays clean and smooth much longer.
- Are fitted out with a replaceable spindle tip which is equally suitable for both centred and non-centred shafts.



Safety-relevant

Forces amounting to several tons in weight act on the puller during the extracting operation! Drop-forged components "announce" possible overloading by bending. This is due to the fibre course of the material during forging permitting a certain flexibility of the components ahead of fracturing - an extremely "healthy" property, in fact !

1.04
UNIVERSAL PULLER

2-arm pattern

- For the safe and quick removal of pulleys, wheels, ball bearings, etc.
- Strong drop forged pattern
- Due to the bending-moment reinforcement on its back face, the energy-saving design of the cross-beam means even stronger and safer pulling work
- Scale for uniform adjustment of the puller legs. Allows centred pulling, with optimised application of force, even when extremely high pulling forces are required
- The quick-action adjustment feature supports the energy-saving and fast operation
- Spindle with replaceable ball and tip point
- Upgradeable with hydraulic spindle (see table)



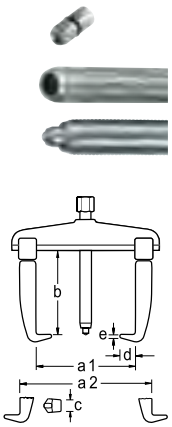

a_1	$a_{2\,min}$	$a_{2\,max}$	b	max. t			optional	c	d	e			Code	No.
130	70	170	100	3.0	M 14x1,5 x 140	17	–	22	12	3.0	x	1.2	1307703	1.04/1A
200	110	260	150	5.0	G 1/2 x 210	22	1.06/HSP1	30	18	3.5	x	3.4	1307827	1.04/2A
350	150	420	200	7.5	G 3/4 x 280	27	1.06/HSP2	36	28	6.5	x	7.7	1307940	1.04/3A

1.04/B
UNIVERSAL PULLER

2-arm pattern, rigid legs with leg brake

- Due to the bending-moment reinforcement on its back face, the energy-saving design of the cross-beam means even stronger and safer pulling work
- Strong drop forged pattern
- Rigid legs forged from one piece
- The legs clamp automatically when under tension
- Leg brake - prevents unintentional leg slipping. The leg can be slid along the cross-beam at the push of a button
- By reversing the legs, this tool can be used as an internal or external puller
- Scale for uniform adjustment of the puller legs. Allows centred pulling, with optimised application of force, even when extremely high pulling forces are required
- Spindle with replaceable ball and tip
- Spindle thermo-chemically hardened
- Upgradeable with hydraulic spindle (see table)

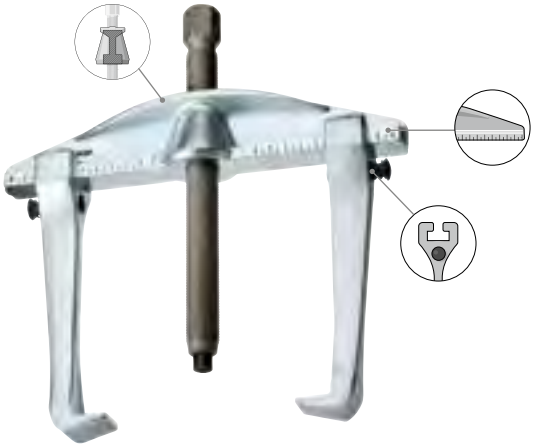

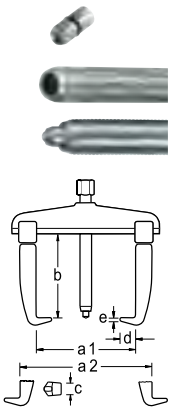

a_1	$a_{2\,min}$	$a_{2\,max}$	b	max. t		mm	optional	c	d	e		kg	Code	No.
130	70	170	100	3.0	M 14x1,5 x 140	17	–	22	15	3.0	x	1.2	1981110	1.04/1A-B
200	110	260	150	5.0	G 1/2 x 210	22	1.06/HSP1	30	24	3.5	x	3.4	1981129	1.04/2A-B
350	150	420	200	7.5	G 3/4 x 280	27	1.06/HSP2	36	33	5.0	x	7.7	1981137	1.04/3A-B

SUMMARY OF PULLER LEGS



›448

1.04 HIGH POWER - THE POWER PACK



- Reinforced cross-beam - the additional arching at the top of the crossbar produces an H-profile which, in turn, raises the load capacity as against the flexural torque.
- In the HP version the cross-beam is additionally hardened and tempered. This brings about practically a doubling of the loading limit!



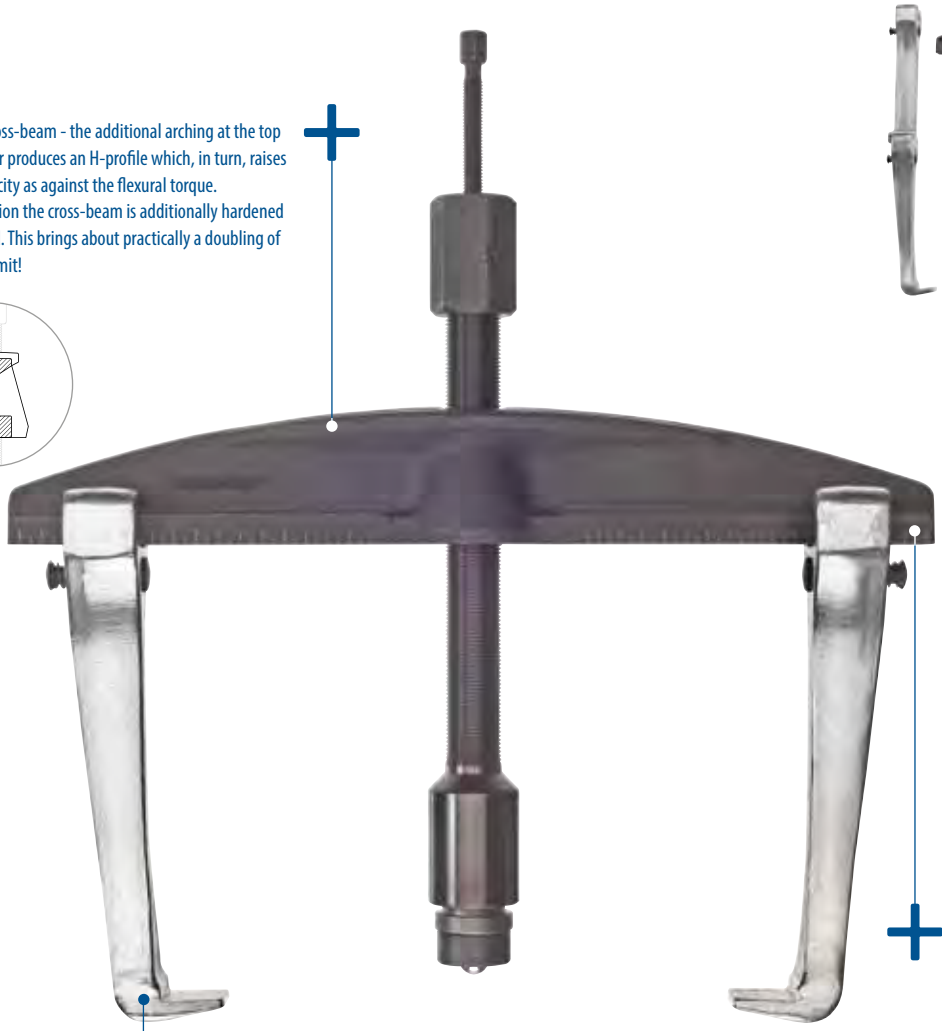

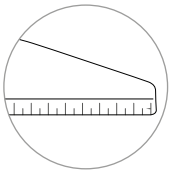

The permanently lasered scale makes it easier to symmetrically align the legs. This effectively stops any tilting when extracting caused by incorrectly positioned legs. A final marking specifies the maximum clamping spread.



- The all-in steel legs are hot forged in one piece from 31CrV3 steel and hardened/tempered. They provide a positive-locking connection to the cross-beam.
- The leg brake secures the hooks from unintentional motions.
- Pressing the release button unlatches the locking - the leg can be moved on the cross-beam. Releasing the button causes the leg to jam tight on the cross-beam with slipping ruled out.

Hydraulic spindles

- Hydraulic spindles simplify the work - less force and time needed for a pulling operation
- The hydraulic spindle principle is both straightforward and ingenious at the same time. The effect of screwing in the clamping bolt is to compress the grease inside the hydraulic piston - the extending piston acts on the part to be extracted with a force many times greater than that manually applied at the top.
- This controlled operation provides for working safely with the hydraulic spindle and is recommended, in particular, for high levels of force.
- In the 1.04 series a hydraulic spindle can be used upwards of puller size 2A. The pressure piece can be replaced by a tip and lengthened by 35, 85 or 135 mm. The small pressure spindle is secured with an unscrewing lock to stop any accidental withdrawal.



Safety-relevant

Forces amounting to several tons in weight act on the puller during the extracting operation! Drop-forged components "announce" possible overloading by bending. This is due to the fibre course of the material during forging permitting a certain flexibility of the components ahead of fracturing - an extremely "healthy" property, in fact !

1.04/HP
UNIVERSAL PULLER HIGH POWER
2-arm pattern

- Cross-beam especially hardened and tempered allows safe application of extremely high pulling forces and doubles the tensile force capability
- Strong drop forged pattern
- By reversing the legs, this tool can be used as an internal or external puller
- Scale for uniform adjustment of the puller legs. Allows centred pulling, with optimised application of force, even when extremely high pulling forces are required
- Integral legs, with quick-release
- Spindle with replaceable ball and tip
- Spindle thermo-chemically hardened
- Upgradeable with hydraulic spindle (see table)

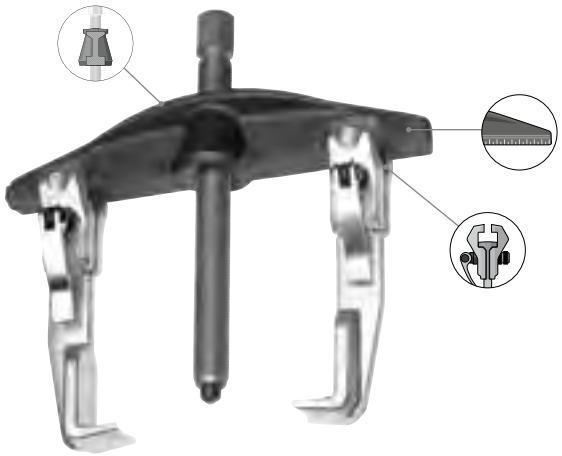

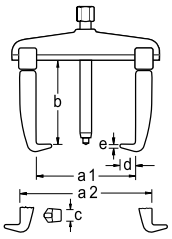

a_1	$a_{2\,min}$	$a_{2\,max}$	b	max. t		mm	optional	c	d	e		kg	Code	No.
130	70	170	100	5.0	M 14x1,5 x 140	17	–	22	12	3.0	x	1.2	1868152	1.04/HP1A
200	110	260	150	10.0	G 1/2 x 210	22	1.06/HSP1	30	18	3.5	x	3.4	1868160	1.04/HP2A
350	150	420	200	15.0	G 3/4 x 280	27	1.06/HSP2	36	28	6.5	x	7.7	1868179	1.04/HP3A

1.04/HP-B
UNIVERSAL PULLER HIGH POWER
2-arm pattern, rigid legs with leg brake

- Cross-beam especially hardened and tempered allows safe application of extremely high pulling forces and doubles the tensile force capability
- Strong drop forged pattern
- Rigid legs forged from one piece
- Leg brake - prevents unintentional leg slipping. The leg can be slid along the cross-beam at the push of a button
- By reversing the legs, this tool can be used as an internal or external puller
- Scale for uniform adjustment of the puller legs. Allows centred pulling, with optimised application of force, even when extremely high pulling forces are required
- Upgradeable with hydraulic spindle (see table)

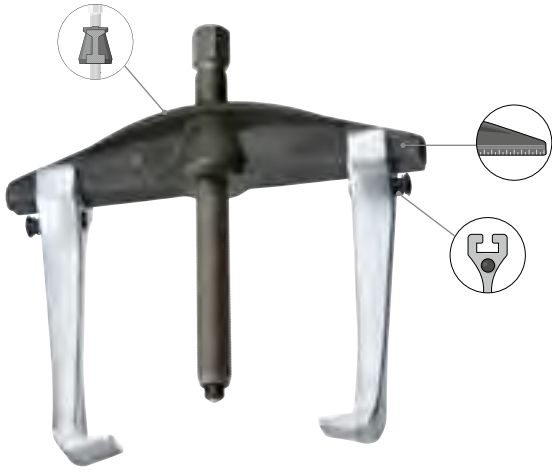

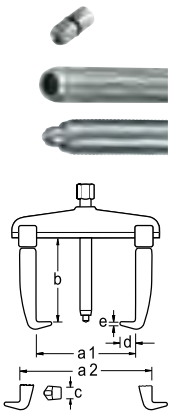

a_1	$a_{2\,min}$	$a_{2\,max}$	b	max. t		mm	optional	c	d	e		kg	Code	No.
130	70	170	100	5.0	M 14x1,5 x 140	17	–	22	15	3.0	x	1.2	1981145	1.04/HP1A-B
200	110	260	150	10.0	G 1/2 x 210	22	1.06/HSP1	30	24	3.5	x	3.4	1981153	1.04/HP2A-B
350	150	420	200	15.0	G 3/4 x 280	27	1.06/HSP2	36	32	5.0	x	7.7	1981161	1.04/HP3A-B

1.04/HP-B-HSP
UNIVERSAL PULLER HIGH POWER
hydraulic, 2-arm pattern, solid steel legs with leg brake

- Cross-beam especially hardened and tempered allows safe application of extremely high pulling forces and doubles the tensile force capability
- Strong drop forged pattern
- Rigid legs forged from one piece
- Leg brake - prevents unintentional leg slipping. The leg can be slid along the cross-beam at the push of a button
- By reversing the legs, this tool can be used as an internal or external puller
- Scale for uniform adjustment of the puller legs. Allows centred pulling, with optimised application of force, even when extremely high pulling forces are required
- With the hydraulic spindle, a controlled and safe pulling action is possible at all times
- Also available with standard spindle - Model 1.04/HP-B

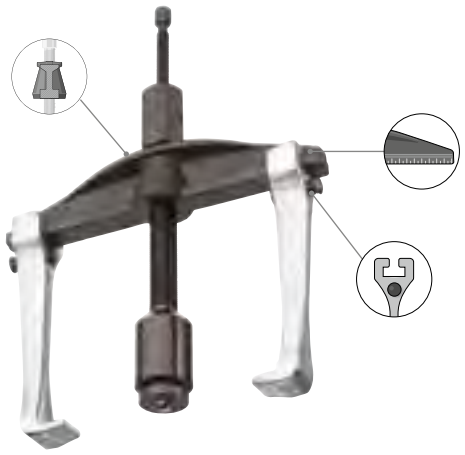

1.04/HP2A-B-HSP1



1.04/HP3A-B-HSP2

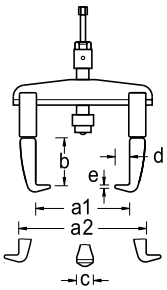

a_1	$a_{2\,min}$	$a_{2\,max}$	b	max. t	max. N·m		c	d	e		kg	Code	No.
200	110	260	70	10.0	17	1.06/HSP1	30	24	3.5	x	3.8	2016206	1.04/HP2A-B-HSP1
350	150	420	120	12.0	19	1.06/HSP2	36	32	5.0	x	7.8	2300036	1.04/HP3A-B-HSP2

1.04/ST
PULLER SET
with stand

- Consisting of 3 pullers each in different sizes
- Strong drop forged pattern
- Due to the bending-moment reinforcement on its back face, the energy-saving design of the cross-beam means even stronger and safer pulling work
- Scale for uniform adjustment of the puller legs. Allows centred pulling, with optimised application of force, even when extremely high pulling forces are required
- The quick-action adjustment feature supports the energy-saving and fast operation
- Spindle with replaceable ball and tip point
- Upgradeable with hydraulic spindle (see table)







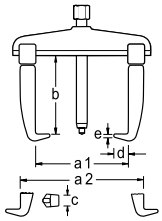

CONTENTS

	kg	Code	No.
1.04/1A	15.2	1675982	1.04/ST
1.04/2A			
1.04/3A			

SPECIFICATIONS

No.	Code	a_1	$a_{2\,min}$	$a_{2\,max}$	b	max. t		mm	optional	c	d	e		kg
1.04/1A	1307703	130	70	170	100	3.0	M 14x1,5 x 140	17	–	22	12	3.0	x	1.2
1.04/2A	1307827	200	110	260	150	5.0	G 1/2 x 210	22	1.06/HSP1	30	18	3.5	x	3.4
1.04/3A	1307940	350	150	420	200	7.5	G 3/4 x 280	27	1.06/HSP2	36	28	6.5	x	7.7

1.04/ST-HP-B
PULLER SET
with stand

- Consisting of 3 pullers in differenet sizes and stand
- Cross-beam especially hardened and tempered allows safe application of extremely high pulling forces and doubles the tensile force capability
- Strong drop forged pattern
- Rigid legs forged from one piece
- Leg brake - prevents unintentional leg slipping. The leg can be slid along the cross-beam at the push of a button
- By reversing the legs, this tool can be used as an internal or external puller
- Scale for uniform adjustment of the puller legs. Allows centred pulling, with optimised application of force, even when extremely high pulling forces are required
- Upgradeable with hydraulic spindle (see table)







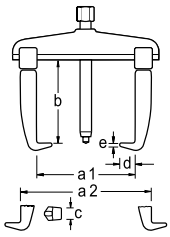

CONTENTS

	kg	Code	No.
1.04/HP1A-B	15.2	2300044	1.04/ST-HP-B
1.04/HP2A-B			
1.04/HP3A-B			

SPECIFICATIONS

No.	Code	a_1	$a_{2\,min}$	$a_{2\,max}$	b	max. t		mm	optional	c	d	e		kg
1.04/HP1A-B	1981145	130	70	170	100	5.0	M 14x1,5 x 140	17	–	22	15	3.0	x	1.2
1.04/HP2A-B	1981153	200	110	260	150	10.0	G 1/2 x 210	22	1.06/HSP1	30	24	3.5	x	3.4
1.04/HP3A-B	1981161	350	150	420	200	15.0	G 3/4 x 280	27	1.06/HSP2	36	32	5.0	x	7.7

1100-1.04
UNIVERSAL PULLER SET
in L-BOXX® 136

- Max. capacity up to 5 t
- 2- and 3-arm cross-beam
- With rigid and slim legs and extensions
- Extra-slim pulling legs for cramped spaces are attached for self-mounting
- The forged leg feet are very slim particularly suitable for barely accessible places
- 12 different pullers can be combined
- External Ø up to 130 mm, internal Ø up to 170 mm with a 200 mm clamping reach
- 1100 CT2-1.04 to retrofit existing L-BOXX®es 136
- With Check-Tool insert for quick check of completeness
- As tools are fully sunk in the foam, the equipped insert can be stacked
- Insert for use in drawers with min. dimensions 400 x 310 x 60 mm



1100-1.04



1100 CT2-1.04

kg	Code	No.
6.3	2838362	1100-1.04
4.1	2836068	1100 CT2-1.04

Description	kg	Code	No.
Foam insert 2/2 L-BOXX 136, empty	0.200	2836076	EI-1100 CT2-1.04

1100-1.04/12A
PULLER SET INTERNAL/EXTERNAL
in L-BOXX® 136

- Max. capacity 3 and 5 t
- For clamping depths up to Ø 200 mm external, Ø 70-260 mm internal, and clamping reach up to 300 mm
- In 3 of 4 spindles the spindle tip (ball/tip) can be rotated
- Quick-release pulling legs with intregral T-profile for a better transmission of force
- The forged leg feet are very slim particularly suitable for barely accessible places
- 2 rigid extensions each 100 and 150 mm with leg brake for quick adjustment of the legs
- 1100 CT2-1.04/12A to retrofit existing L-BOXX®es 136
- With Check-Tool insert for quick check of completeness
- As tools are fully sunk in the foam, the equipped insert can be stacked
- Insert for use in drawers with min. dimensions 400 x 310 x 90 mm



1100-1.04/12A





1100 CT2-1.04/12A

kg	Code	No.
9.6	2927241	1100-1.04/12A
7.4	2927268	1100 CT2-1.04/12A

Description	W	D	H	kg	Code	No.
Foam insert 2/2 L-BOXX 136, empty	400	310	90	0.200	2927276	EI-1100 CT2-1.04/12A

1.06
UNIVERSAL PULLER
2-arm pattern

- The tried and tested model for the safe and quick removal of pulleys, wheels, ball bearings, etc.
- Strong drop forged design
- Scale for uniform adjustment of the puller legs. Allows centred pulling, with optimised application of force, even when extremely high pulling forces are required
- By reversing the legs, this tool can be used as an internal or external puller
- Extra or replacement legs increase versatility
- Upgradeable with hydraulic spindle (see table)



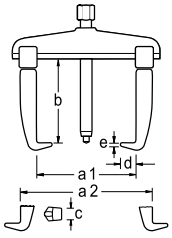

a_1	$a_{2\,min}$	$a_{2\,max}$	b	max. t		mm	optional	c	d	e		kg	Code	No.
90	60	140	100	3.0	M 14x1,5 x 140	17	–	22	12	3.0	x	1.1	8000230	1.06/1
130	70	180	100	3.0	M 14x1,5 x 140	17	–	22	12	3.0	x	1.3	8000310	1.06/1A
160	80	220	150	5.0	G 1/2 x 210	22	1.06/HSP1	30	18	3.5	x	3.0	8000580	1.06/2
200	90	260	150	5.0	G 1/2 x 210	22	1.06/HSP1	30	18	3.5	x	3.5	8000660	1.06/2A
250	125	330	200	7.5	G 3/4 x 280	27	1.06/HSP2	36	28	6.5	x	7.2	8000740	1.06/3
350	125	420	200	7.5	G 3/4 x 280	27	1.06/HSP2	36	28	6.5	x	8.2	8000820	1.06/3A
520	185	600	200	10.0	G 1 x 310	36	1.06/HSP3	36	28	6.5	-	13.7	8000900	1.06/4

1.06
UNIVERSAL PULLER

2-arm pattern, with extended legs

- Strong drop forged design
- Scale for uniform adjustment of the puller legs. Allows centred pulling, with optimised application of force, even when extremely high pulling forces are required
- Extended legs
- By reversing the legs, this tool can be used as an internal or external puller
- Extra or replacement legs increase versatility
- Upgradeable with hydraulic spindle (see table)



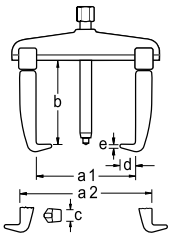

a_1	$a_{2\,min}$	$a_{2\,max}$	b	max. t		mm	optional	c	d	e		kg	Code	No.
90	60	140	200	3.0	M 14x1,5 x 140	17	–	22	12	3.0	x	1.5	8108350	1.06/1-2
130	70	180	200	3.0	M 14x1,5 x 140	17	–	22	12	3.0	x	1.6	8108430	1.06/1A-2
160	80	220	300	5.0	G 1/2 x 210	22	1.06/HSP1	30	18	3.5	x	4.1	8108510	1.06/2-3
200	90	260	300	5.0	G 1/2 x 210	22	1.06/HSP1	30	18	3.5	x	4.5	8108780	1.06/2A-3
250	125	330	300	7.5	G 3/4 x 280	27	1.06/HSP2	36	28	6.5	x	9.1	8001200	1.06/3-3
350	125	420	300	7.5	G 3/4 x 280	27	1.06/HSP2	36	28	6.5	x	9.8	8108860	1.06/3A-3
520	185	600	300	10.0	G 1 x 310	36	1.06/HSP3	36	28	6.5	x	15.2	8108940	1.06/4-3
250	125	330	400	7.5	G 3/4 x 280	27	1.06/HSP2	36	28	6.5	x	10.0	8109080	1.06/3-4
350	125	420	400	7.5	G 3/4 x 280	27	1.06/HSP2	36	28	6.5	x	11.1	8109160	1.06/3A-4
520	185	600	400	10.0	G 1 x 310	36	1.06/HSP3	36	28	6.5	-	16.4	8109240	1.06/4-4
250	125	330	500	7.5	G 3/4 x 280	27	1.06/HSP2	36	28	6.5	x	11.3	8109320	1.06/3-5
350	125	420	500	7.5	G 3/4 x 280	27	1.06/HSP2	36	28	6.5	x	12.2	8112380	1.06/3A-5
520	185	600	500	10.0	G 1 x 310	36	1.06/HSP3	36	28	6.5	-	19.0	8112460	1.06/4-5

1.06/B
UNIVERSAL PULLER

2-arm pattern, rigid legs with leg brake

- Strong drop forged design
- Rigid legs forged from one piece
- Leg brake - prevents unintentional leg slipping. The leg can be slid along the cross-beam at the push of a button
- Scale for uniform adjustment of the puller legs. Allows centred pulling, with optimised application of force, even when extremely high pulling forces are required
- By reversing the legs, this tool can be used as an internal or external puller
- Extra or replacement legs increase versatility
- Upgradeable with hydraulic spindle (see table)



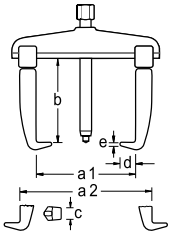

a_1	$a_{2\,min}$	$a_{2\,max}$	b	max. t		mm	optional	c	d	e		kg	Code	No.
100	50	140	100	3.0	M 14x1,5 x 140	17	–	22	15	3.0	x	0.9	1956337	1.06/11-B
140	60	180	100	3.0	M 14x1,5 x 140	17	–	22	15	3.0	x	1.3	1956345	1.06/1A1-B
170	80	220	150	5.0	G 1/2 x 210	22	1.06/HSP1	30	24	3.5	x	2.8	1956353	1.06/21-B
210	90	260	150	5.0	G 1/2 x 210	22	1.06/HSP1	30	24	3.5	x	3.3	1956361	1.06/2A1-B
250	125	340	200	7.5	G 3/4 x 280	27	1.06/HSP2	36	32	5.0	x	6.7	1956388	1.06/31-B
340	125	430	200	7.5	G 3/4 x 280	27	1.06/HSP2	36	32	5.0	x	7.5	1956396	1.06/3A1-B
520	185	610	200	10.0	G 1 x 310	36	1.06/HSP3	36	32	5.0	-	14.0	1958399	1.06/41-B

1.06/E
QUICK-RELEASE PULLER
2-arm pattern

- The tried and tested model for the safe and quick removal of pulleys, wheels, ball bearings, etc.
- Strong drop forged pattern
- Scale for uniform adjustment of the puller legs. Allows centred pulling, with optimised application of force, even when extremely high pulling forces are required
- By reversing the legs, this tool can be used as an internal or external puller
- Exchangeable legs for several clamping reaches available as accessories
- Quick release legs for fast, easy set-up and adjustment
- Upgradeable with hydraulic spindle (see table)



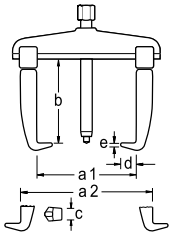

a_1	$a_{2\,min}$	$a_{2\,max}$	b	max. t		mm	optional	c	d	e		kg	Code	No.
90	60	140	100	3.0	M 14x1,5 x 140	17	–	22	12	3.0	x	1.1	1213830	1.06/1-E
130	70	180	100	3.0	M 14x1,5 x 140	17	–	22	12	3.0	x	1.3	1215140	1.06/1A-E
160	80	220	150	5.0	G 1/2 x 210	22	1.06/HSP1	30	18	3.5	x	3.0	1216570	1.06/2-E
200	90	260	150	5.0	G 1/2 x 210	22	1.06/HSP1	30	18	3.5	x	3.5	1217720	1.06/2A-E
250	125	330	200	7.5	G 3/4 x 280	27	1.06/HSP2	36	28	6.5	x	7.1	1218980	1.06/3-E
350	125	420	200	7.5	G 3/4 x 280	27	1.06/HSP2	36	28	6.5	x	8.2	1220160	1.06/3A-E

1.06/S-E
QUICK-RELEASE PULLER
2-arm pattern, with slim legs

- The forged leg feet are very slim
- Particularly suitable for barely accessible places
- Scale for uniform adjustment of the puller legs. Allows centred pulling, with optimised application of force, even when extremely high pulling forces are required
- Quick release legs for fast, easy set-up and adjustment



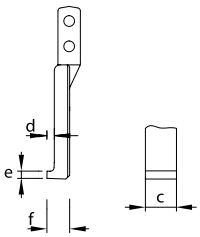

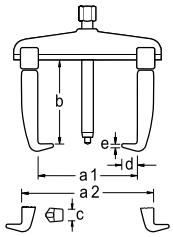

a	b	max. t		mm	optional	c	d	e	f		kg	Code	No.
100	100	2.0	M 14x1,5 x 140	17	–	29.8	7.5	3.7	13.5	x	1.0	2015706	1.06/S1-E
140	100	2.5	M 14x1,5 x 140	17	–	29.8	7.5	3.7	13.5	x	1.1	2015714	1.06/S1A-E
160	150	5.0	G 1/2 x 210	22	1.06/HSP1	40.0	7.0	5.0	15.0	x	2.9	2015722	1.06/S2-E
200	150	5.0	G 1/2 x 210	22	1.06/HSP1	40.0	7.0	5.0	15.0	x	3.2	2015730	1.06/S2A-E

5.10 ›453



Remember the safety cover!

SPINDLE / LEGS ›450





1.06/HSP-B
UNIVERSAL PULLER

hydraulic, 2-arm pattern, rigid legs with leg brake

- Strong drop forged pattern
- Scale for uniform adjustment of the puller legs. Allows centred pulling, with optimised application of force, even when extremely high pulling forces are required
- Rigid legs forged from one piece
- Leg brake - prevents unintentional leg slipping. The leg can be slid along the cross-beam at the push of a button
- By reversing the legs, this tool can be used as an internal or external puller
- With the hydraulic spindle, a controlled and safe pulling action is possible at all times
- The pressure piece can be replaced by a tip and lengthened, as required.
- The small pressure spindle is secured with an unscrewing lock to stop any accidental withdrawal.
- Also available with standard spindle - Model 1.06/B



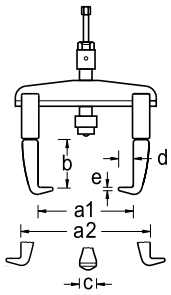

a_1	a_2	b	max. t	max. N·m		c	d	e		kg	Code	No.
170	220	70	5.0	9	1.06/HSP1	30	24	3.5	x	3.3	1957899	1.06/21-B-HSP1
210	260	70	5.0	9	1.06/HSP1	30	24	3.5	x	3.4	1957902	1.06/2A1-B-HSP1
250	340	120	7.5	13	1.06/HSP2	36	32	5.0	x	7.2	1957910	1.06/31-B-HSP2
340	430	120	7.5	13	1.06/HSP2	36	32	5.0	x	8.3	1957929	1.06/3A1-B-HSP2
520	610	75	10.0	25	1.06/HSP3	36	32	5.0	-	14.0	1957937	1.06/41-B-HSP3

1.06/AS
PULLER SET

with 6 legs

- 2-arm puller, with 6 slim legs in 3 lengths
- Particularly suitable for barely accessible places



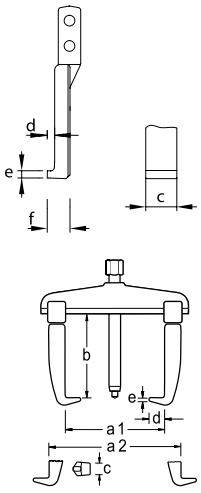

a	b	max. t		mm	optional	c	d	e	f		kg	Code	No.
130	100 / 200 / 250	2.5	M 14x1,5 x 140	17	–	29.5	7.5	3.7	13.5	x	3.4	8001710	1.06/AS
260	150 / 220 / 300	5.0	G 1/2 x 210	22	1.06/HSP1	40.0	7.0	5.0	15.0	x	8.1	1675974	1.06/AS-2

For longer spindles see spindle summary on page 450

1.06/ST
PULLER SET
with stand

- Consisting of 5 pullers each in different sizes with standard or quick-release pulling legs
- Scale for uniform adjustment of the puller legs. Allows centred pulling, with optimised application of force, even when extremely high pulling forces are required
- For clamping depths up to Ø 250 mm external, Ø 330 mm internal, and clamping reach up to 200 mm



1.06/ST



1.06/ST-E



1.06/ST1-B

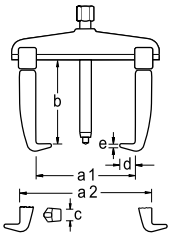

CONTENTS

	kg	Code	No.
1.06/1 1.06/1A	19.0	8111570	1.06/ST
1.06/2 1.06/2A			
1.06/3			
1.06/1-E 1.06/1A-E	19.2	1322745	1.06/ST-E
1.06/2-E 1.06/2A-E			
1.06/3-E			
1.06/11-B 1.06/1A1-B	17.2	2004569	1.06/ST1-B
1.06/21-B 1.06/2A1-B			
1.06/31-B			

SPECIFICATIONS

No.	Code	a_1	$a_{2\,min}$	$a_{2\,max}$	b	max. t		mm	optional	c	d	e		kg
1.06/1	8000230	90	60	140	100	3.0	M 14x1,5 x 140	17	–	22	12	3.0	x	1.1
1.06/1A	8000310	130	70	180	100	3.0	M 14x1,5 x 140	17	–	22	12	3.0	x	1.3
1.06/2	8000580	160	80	220	150	5.0	G 1/2 x 210	22	1.06/HSP1	30	18	3.5	x	3.0
1.06/2A	8000660	200	90	260	150	5.0	G 1/2 x 210	22	1.06/HSP1	30	18	3.5	x	3.5
1.06/3	8000740	250	125	330	200	7.5	G 3/4 x 280	27	1.06/HSP2	36	28	6.5	x	7.2
1.06/1-E	1213830	90	60	140	100	3.0	M 14x1,5 x 140	17	–	22	12	3.0	x	1.1
1.06/1A-E	1215140	130	70	180	100	3.0	M 14x1,5 x 140	17	–	22	12	3.0	x	1.3
1.06/2-E	1216570	160	80	220	150	5.0	G 1/2 x 210	22	1.06/HSP1	30	18	3.5	x	3.0
1.06/2A-E	1217720	200	90	260	150	5.0	G 1/2 x 210	22	1.06/HSP1	30	18	3.5	x	3.5
1.06/3-E	1218980	250	125	330	200	7.5	G 3/4 x 280	27	1.06/HSP2	36	28	6.5	x	7.1
1.06/11-B	1956337	100	50	140	100	3.0	M 14x1,5 x 140	17	–	22	15	3.0	x	0.9
1.06/1A1-B	1956345	140	60	180	100	3.0	M 14x1,5 x 140	17	–	22	15	3.0	x	1.3
1.06/21-B	1956353	170	80	220	150	5.0	G 1/2 x 210	22	1.06/HSP1	30	24	3.5	x	2.8
1.06/2A1-B	1956361	210	90	260	150	5.0	G 1/2 x 210	22	1.06/HSP1	30	24	3.5	x	3.3
1.06/31-B	1956388	250	125	340	200	7.5	G 3/4 x 280	27	1.06/HSP2	36	32	5.0	x	6.7

1.07
UNIVERSAL PULLER

3-arm pattern

- Even load distribution over 3 legs ensures secure grip and balanced pull
- By reversing the legs, this tool can be used as an internal or external puller
- Extra or replacement legs increase versatility
- Upgradeable with hydraulic spindle (see table)



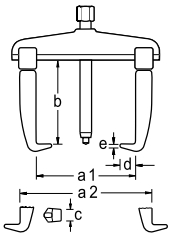

a_1	$a_{2\,min}$	$a_{2\,max}$	b	max. t		mm	optional	c	d	e	kg	Code	No.
90	70	140	100	3.0	M 14x1,5 x 140	17	–	22	12	3.0	1.4	8113940	1.07/1
130	80	180	100	3.0	M 14x1,5 x 140	17	–	22	12	3.0	1.6	8114080	1.07/1A
160	100	220	150	5.0	G 1/2 x 210	22	1.06/HSP1	30	18	3.5	3.6	8114160	1.07/2
200	100	260	150	5.0	G 1/2 x 210	22	1.06/HSP1	30	18	3.5	4.2	8114240	1.07/2A
250	100	400	200	7.5	G 3/4 x 280	27	1.06/HSP2	36	28	6.5	9.3	1541757	1.07/3

1.07/B
UNIVERSAL PULLER

3-arm pattern, rigid legs with leg brake

- Even load distribution over 3 legs ensures secure grip and balanced pull
- Rigid legs forged from one piece
- Leg brake - prevents unintentional leg slipping. The leg can be slid along the cross-beam at the push of a button
- By reversing the legs, this tool can be used as an internal or external puller
- Extra or replacement legs increase versatility
- Upgradeable with hydraulic spindle (see table)



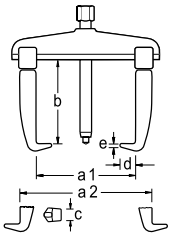

a_1	$a_{2\,min}$	$a_{2\,max}$	b	max. t		mm	optional	c	d	e	kg	Code	No.
90	70	140	100	3.0	M 14x1,5 x 140	17	–	22	15	3.0	1.2	1957945	1.07/11-B
130	80	180	100	3.0	M 14x1,5 x 140	17	–	22	15	3.0	1.4	1957953	1.07/1A1-B
160	100	220	150	5.0	G 1/2 x 210	22	1.06/HSP1	30	24	3.5	3.5	1957961	1.07/21-B
200	100	260	150	5.0	G 1/2 x 210	22	1.06/HSP1	30	24	3.5	3.7	1957988	1.07/2A1-B
250	100	400	200	7.5	G 3/4 x 280	27	1.06/HSP2	36	28	6.5	8.0	1957996	1.07/31-B

1.07/E
QUICK-RELEASE PULLER
3-arm pattern

- Quick release legs for fast, easy set-up and adjustment
- By reversing the legs, this tool can be used as an internal or external puller
- Upgradeable with hydraulic spindle (see table)



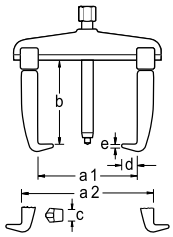

a_1	$a_{2\,min}$	$a_{2\,max}$	b	max. t		mm	optional	c	d	e	kg	Code	No.
90	70	140	100	3.0	M 14x1,5 x 140	17	–	22	12	3.0	1.4	1222902	1.07/1-E
130	80	180	100	3.0	M 14x1,5 x 140	17	–	22	12	3.0	1.6	1225901	1.07/1A-E
160	100	220	150	5.0	G 1/2 x 210	22	1.06/HSP1	30	18	3.5	3.8	1227335	1.07/2-E
200	100	260	150	5.0	G 1/2 x 210	22	1.06/HSP1	30	18	3.5	4.0	1227459	1.07/2A-E
250	100	400	200	7.5	G 3/4 x 280	27	1.06/HSP2	36	28	6.5	9.2	1554751	1.07/3-E

1.07/S-E
QUICK-RELEASE PULLER
3-arm pattern, with slim legs

- The forged leg feet are very slim
- Particularly suitable for barely accessible places
- Quick release legs for fast, easy set-up and adjustment



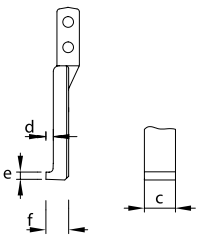

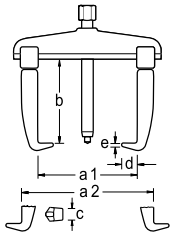

a	b	max. t		mm	optional	c	d	e	f	kg	Code	No.
90	100	2.5	M 14x1,5 x 140	17	–	29.5	7.5	3.7	13.5	1.3	2016036	1.07/S1-E
130	100	2.5	M 14x1,5 x 140	17	–	29.5	7.5	3.7	13.5	1.4	2016044	1.07/S1A-E
160	150	5.0	G 1/2 x 210	22	1.06/HSP1	40.0	7.0	5.0	15.0	3.6	2016052	1.07/S2-E
200	150	5.0	G 1/2 x 210	22	1.06/HSP1	40.0	7.0	5.0	15.0	3.9	2016060	1.07/S2A-E

1.07/HSP-B
UNIVERSAL PULLER
hydraulic, 3-arm pattern, rigid legs with leg brake

- Even load distribution over 3 legs ensures secure grip and balanced pull
- Rigid legs forged from one piece
- Leg brake - prevents unintentional leg slipping. The leg can be slid along the cross-beam at the push of a button
- By reversing the legs, this tool can be used as an internal or external puller
- Extra or replacement legs increase versatility
- The pressure piece can be replaced by a tip and lengthened, as required.
- The small pressure spindle is secured with an unscrewing lock to stop any accidental withdrawal.
- Also available with standard spindle - Model 1.07/B



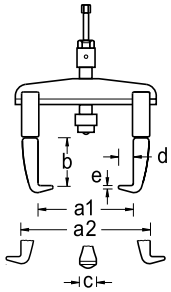

$a_{1\,max}$	$a_{1\,min}$	$a_{2\,max}$	$a_{2\,min}$	b	max. t	max. N·m		c	d	e	kg	Code	No.
160	20	220	140	70	5.0	9	1.06/HSP1	30	24	3.5	4.1	2546566	1.07/21-B-HSP1
200	20	260	140	70	5.0	9	1.06/HSP1	30	24	3.5	4.2	2079984	1.07/2A1-B-HSP1
250	25	340	220	120	7.5	13	1.06/HSP2	36	28	6.5	8.6	2545128	1.07/31-B-HSP2

1.07/4
UNIVERSAL PULLER
2-/3-arm pattern

- Just like our standard model no. 1.06, this puller is designed for all branches of industry, but particularly for the construction of electric motors
- It is also suitable for removing heavy, multistage V-belt pulley wheels, flywheels, gear wheels, etc.
- Pins are used to lock the arms at 120 degrees to each other on the hub
- Upgradeable with hydraulic spindle (see table)
- This puller may also be used with the hydraulic aid no. 1.50 without requiring any reduction bushing
- On request, this puller is also available with further legs and extendable up to 6 arms



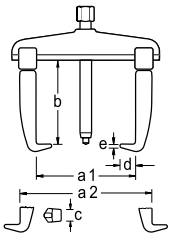

$a_{1\,max}$	$a_{1\,min}$	$a_{2\,max}$	$a_{2\,min}$	b	max. t		mm	optional	c	d	e	kg	Code	No.
450	150	530	270	200	10	G 1 x 360	36	1.06/HSP3	36	28	6.5	18.8	8002440	1.07/4
580	150	640	270	200	10	G 1 x 360	36	1.06/HSP3	36	28	6.5	22.0	1958003	1.07/4A
450	150	530	270	300	10	G 1 x 360	36	1.06/HSP3	36	28	6.5	21.0	1305085	1.07/4-3
450	150	530	270	500	10	G 1 x 360	36	1.06/HSP3	36	28	6.5	25.2	1305425	1.07/4-5
580	150	640	270	400	10	G 1 x 360	36	1.06/HSP3	36	28	6.5	25.8	2302802	1.07/4A-4
580	150	640	270	500	10	G 1 x 360	36	1.06/HSP3	36	28	6.5	28.4	2302810	1.07/4A-5

1.50 ›457



1.07/4-B
UNIVERSAL PULLER

2-/3-arm pattern, rigid legs with leg brake

- Just like our standard model no. 1.06, this puller is designed for all branches of industry, but particularly for the construction of electric motors
- It is also suitable for removing heavy, multistage V-belt pulley wheels, flywheels, gear wheels, etc.
- Pins are used to lock the arms at 120 degrees to each other on the hub
- Rigid legs forged from one piece
- Leg brake - prevents unintentional leg slipping. The leg can be slid along the cross-beam at the push of a button
- By reversing the legs, this tool can be used as an internal or external puller
- Upgradeable with hydraulic spindle (see table)
- This puller may also be used with the hydraulic aid no. 1.50 without requiring any reduction bushing
- On request, this puller is also available with further legs and extendable up to 6 arms



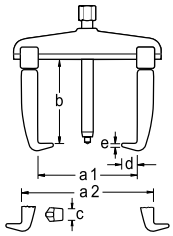

$a_{1\,max}$	$a_{1\,min}$	$a_{2\,max}$	$a_{2\,min}$	b	max. t		mm	optional	c	d	e	kg	Code	No.
450	150	530	270	200	10	G 1" x 360	36	1.06/HSP3	36	28	6.5	18.8	2546531	1.07/41-B
580	150	640	270	200	10	G 1" x 360	36	1.06/HSP3	36	28	6.5	22.0	2546558	1.07/4A1-B

1.07/4-HSP-B
UNIVERSAL PULLER

hydraulic, 2-/3-arm pattern, rigid legs with leg brake

- Just like our standard model no. 1.06, this puller is designed for all branches of industry, but particularly for the construction of electric motors
- It is also suitable for removing heavy, multistage V-belt pulley wheels, flywheels, gear wheels, etc.
- Pins are used to lock the arms at 120 degrees to each other on the hub
- Rigid legs forged from one piece
- Leg brake - prevents unintentional leg slipping. The leg can be slid along the cross-beam at the push of a button
- By reversing the legs, this tool can be used as an internal or external puller
- This puller may also be used with the hydraulic aid no. 1.50 without requiring any reduction bushing
- On request, this puller is also available with further legs and extendable up to 6 arms
- The pressure piece can be replaced by a tip and lengthened, as required.
- The small pressure spindle is secured with an unscrewing lock to stop any accidental withdrawal.
- Also available with standard spindle - Model 1.07/4-B



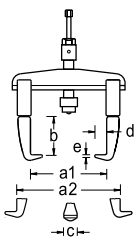

$a_{1\,max}$	$a_{1\,min}$	$a_{2\,max}$	$a_{2\,min}$	b	max. t	max. N·m		c	d	e	kg	Code	No.
450	150	530	270	140	10	25	1.06/HSP3	36	28	6.5	19.9	2546574	1.07/41-B-HSP3
580	150	640	270	140	10	25	1.06/HSP3	36	28	6.5	23.1	2546582	1.07/4A1-B-HSP3

1.07/AS
PULLER SET
with 9 legs

- 3-arm puller, with 9 slim legs in 3 lengths
- Particularly suitable for barely accessible places



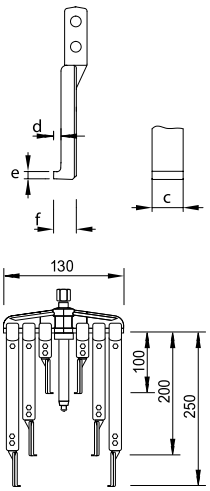

a	b	max. t		mm	optional	c	d	e	f	kg	Code	No.
130	100 / 200 / 250	2.5	M 14x1,5 x 140	17	–	29.5	7.5	3.7	13.5	4.8	8117260	1.07/AS
200	150 / 220 / 300	5.0	G 1/2 x 210	22	1.06/HSP1	40.0	7.0	5.0	15.0	11.5	1675990	1.07/AS-2

1.07/K
PULLER SET
with 9 legs

- In plastic case
- Contents: 1 spindle, 1 cross-beam each 2- and 3-arm pattern and 9 slim pulling legs in 3 lengths
- Second spindle in the set 1.07/K safes working time
- 1.07/K-2 insert with nubs on both sides



1.07/K

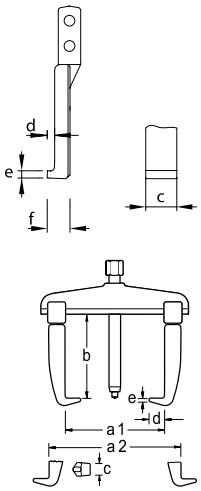

a	b	max. t		mm	optional	c	d	e	kg	Code	No.
130	100 / 200 / 250	2.5	M 14x1,5 x 140	17	–	27	7.5	3.7	5.8	8117340	1.07/K
200	150 / 220 / 300	5.0	G 1/2 x 210	22	1.06/HSP1	40	7.0	5.0	13.5	1676008	1.07/K-2

1.07/K-SE
PULLER SET
with 3 legs

- In plastic case
- Contents: 1 spindle, 1 cross-beam each 2- and 3-arm pattern and 3 quick-release pulling legs
- Second spindle in the set 1.07/K-1-SE safes working time



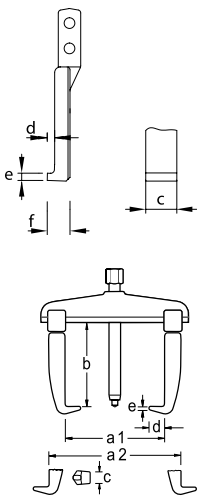

a_1	b	max. t		mm	optional	c	d	e	kg	Code	No.
90	100	2.5	M 14x1,5 x 140	17	–	27	7.5	3.7	2.2	1438484	1.07/K-1-SE
160	150	5.0	G 1/2 x 210	22	1.06/HSP1	40	7.0	5.0	5.5	1645455	1.07/K-2-SE

1.07/K-SE S
PULLER SET
with 6 legs

- In plastic case
- The forged leg feet are very slim particularly suitable for barely accessible places
- Quick release legs for fast, easy set-up and adjustment
- Contents: 2 spindles, 1 cross-beam each 2- and 3-arm pattern, and 6 slim quick-release pulling legs in 2 lengths
- Clamping reach 100 mm = thickness of hooked foot at tip (e) 3.7 mm, max. 2.5 t
- Clamping reach 200 mm = thickness of hooked foot at tip (e) 2.0 mm, max. 2.0 t



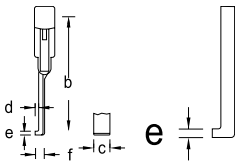

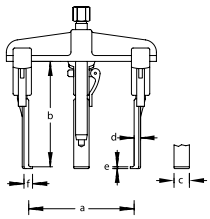

a	b		mm	c	d	kg	Code	No.
90	100 / 200	M 14x1,5 x 140	17	27	7.5	4.2	1745158	1.07/K-1-SE 200 S

1.07/K-HSP
PULLER SET
with 3 legs

- For internal and external use, for hard, everyday use, for industrial use, or on cars and trucks
- In plastic case
- Contents: 1 hydraulic spindle, 1 cross-beam each 2- and 3-arm pattern and 3 quick-release pulling legs
- The pressure piece can be replaced by a tip and lengthened, as required.
- The small pressure spindle is secured with an unscrewing lock to stop any accidental withdrawal.



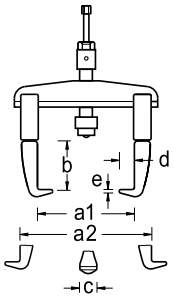

a_1	a_2	b	max. t	max. N·m		mm	c	d	e	kg	Code	No.
160	220	70	5.0	9	1.06/HSP1	32	30	18	3.5	7.2	1438492	1.07/K-2-E-HSP1

1.07/K-B
PULLER SET
with 3 legs, with leg brake

- In plastic case
- Contents: 2 spindles, 1 cross-beam each 2- and 3-arm pattern and 3 rigid legs with leg brake
- Prevents unintentional leg slipping. The leg can be slid along the cross-beam at the push of a button
- By reversing the legs, this tool can be used as an internal or external puller
- Extra spindle supplied for convenience



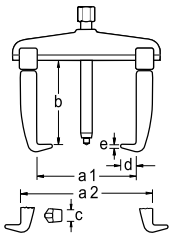

a	b	max. t		mm	c	d	e	kg	Code	No.
140	100	3.0	M 14x1,5 x 140	17	22	15	3.0	2.9	2224097	1.07/K-1A-B

1.08
UNIVERSAL PULLER

2-arm pattern, with fast spindle adjustment

› Twice as fast and twice as simple
› With the fast spindle adjustment feature, the spindle can be set the desired range in a moment. When the clamping yoke is released, the 4-part internal thread closes, and takes the full working pressure



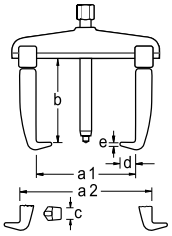

a_1	$a_{2\,min}$	$a_{2\,max}$	b	max. t		mm	c	d	e	kg	Code	No.
200	110	260	150	5.0	G 1/2 x 210	22	30	18	3.5	4.1	8000070	1.08/2A

1500 ES-1.07 ›103



1100-1.04 ›56



1100-1.30 ›57



SUMMARY OF PULLER LEGS

106/XX-YY-ZZ **xx = Leg size (A-C)** **yy = Leg length (in mm)** **zz = Leg type**

for 2-arm puller	1.04/1A…	1.04/HP1A…
	1.06/1…	1.06/1A…
for 3-arm puller	1.07/1…	1.07/1A…
Mechanical replacement spindle	M14x1,5	
Hydraulic replacement spindle		

A

TE = THE PROVEN LEG — 104/TE

› Quick-release pulling leg for 1.04

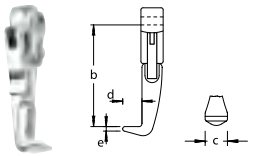

b	c	d	e	kg	Code	No.
100	22	12	3.0	0.3	1499351	104/A-100-TE

N = THE PROVEN LEG — 106/N

› 1 leg incl. clamping parts with the reliable screw connection in various lengths

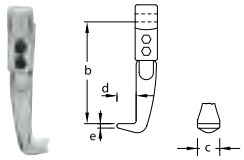

b	c	d	e	kg	Code	No.
100	22	12	3.0	0.260	1120514	106/A-100-N
200	22	12	3.0	0.440	1120522	106/A-200-N

B = THE STURDY LEG — 106/B

› 1 leg with leg brake, secured against unintentional slipping, movement of the leg on the cross-beam at the touch of a button, forged from one piece

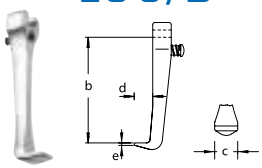

b	c	d	e	kg	Code	No.
100	22	15	3.0	0.240	1970534	106/A-100-B

E = THE QUICK USE LEG — 106/E

› leg incl. clamping parts with quick-release adjustment, for fast and uncomplicated setting and adjustment

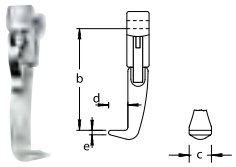

b	c	d	e	kg	Code	No.
100	22	12	3.0	0.280	1178199	106/A-100-E

SE = THE SLENDER LEG — 106/SE

› 1 slim leg incl. clamping parts with quick-release adjustment, for fast and uncomplicated setting and adjustment

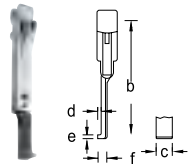

b	c	d	e	f	kg	Code	No.
100	27	7.5	3.7	13.5	0.280	1438514	106/A-100-SE
200	27	7.5	3.7	13.5	0.440	2015757	106/A-200-SE
250	27	7.5	3.7	13.5	0.580	2015773	106/A-250-SE
100	27	7.5	2.0	13.5	0.280	2015781	106/A-100-SSE
200	27	7.5	2.0	13.5	0.460	2015811	106/A-200-SSE
250	27	7.5	2.0	13.5	0.580	2015846	106/A-250-SSE

XSE = THE SOPHISTICATED LEG — 106/XSE

› 1 extra slim leg incl. clamping parts with quick-release adjustment, for fast and uncomplicated setting and adjustment
› Particularly suitable for barely accessible places, e.g. gear maintenance

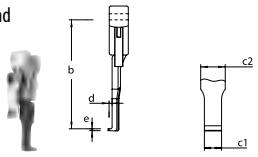

b	c_1	c_2	d	e	f	kg	Code	No.
100	16.0	25	5.0	3.7	9.6	0.240	2018748	106/A-100 -XSE

VB = THE FLEXI LEG with leg brake — 106/VB

› Using the extension between cross-beam and leg the clamping reach can be extended indefinitely
› Forged from one piece
› Leg brake for more safety

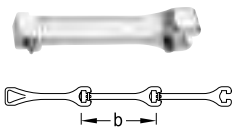

b	kg	Code	No.
100	0.236	2329034	106/A-100-VB

THE SLIM FIT LEG — 106/S - 108/XS

› The small black
› 1 slim leg foot for use in confined spaces
› *S = Spare foot for THE SLIM
› ** XS = Spare foot for THE FILIGREE

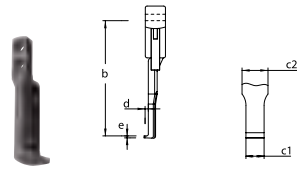

c	d	e	f	kg	Code	No.
27	7.5	3.7	14.5	0.100	1076957	106/S101
27	7.5	2.0	14.5	0.110	1495607	106/S101-S

c_1	c_2	d	e	f	kg	Code	No.
16.0	25	5.0	3.7	9.6	0.102	2013681	106/XS101

1.04/2A…	1.04/HP2A…	1.04/3A…	1.04/HP3A…
1.06/2…	1.06/2A…	1.06/3…	1.06/3A…
1.07/2…	1.07/2A…	1.07/3…	
G1/2“		G3/4"	
1.06/HSP1		1.06/HSP2	

B

C

1.06/4…			
1.07/4…	1.07/4A…		
G1" & M55x2			
1.06/HSP3			

b	c	d	e	kg	Code	No.
150	30	18	3.5	0.7	1499378	104/B-150-TE

b	c	d	e	kg	Code	No.
200	36	28	6.5	2.9	1499386	104/C-200-TE

b	c	d	e	kg	Code	No.
150	30	18	3.5	0.700	1120530	106/B-150-N
300	30	18	3.5	1.250	1123947	106/B-300-N

b	c	d	e	kg	Code	No.
200	36	28	6.5	1.560	1120549	106/C-200-N
300	36	28	6.5	2.360	1120557	106/C-300-N
400	36	28	6.5	2.940	1120565	106/C-400-N
500	36	28	6.5	3.500	1120573	106/C-500-N

b	c	d	e	kg	Code	No.
150	30	24	3.5	0.580	1970542	106/B-150-B

b	c	d	e	kg	Code	No.
200	36	32	5.0	1.160	1970550	106/C-200-B

b	c	d	e	kg	Code	No.
150	30	18	3.5	0.720	1178253	106/B-150-E

b	c	d	e	kg	Code	No.
200	36	28	6.5	1.520	1178350	106/C-200-E

b	c	d	e	f	kg	Code	No.
150	40	7.0	5.0	15.0	0.700	1671499	106/B-150-SE
220	40	7.0	5.0	15.0	0.980	2015862	106/B-220-SE
300	40	7.0	5.0	15.0	1.230	2015870	106/B-300-SE

b	c_1	c_2	d	e	f	kg	Code	No.
150	17.5	32	5.5	3.5	11.0	0.620	2018756	106/B-150 -XSE

b	kg	Code	No.
150	0.560	2329042	106/B-150-VB

b	kg	Code	No.
200	1.320	2329050	106/C-200-VB

c	d	e	f	kg	Code	No.
40	7.0	5.0	15.5	0.330	1671898	108/S201

c_1	c_2	d	e	f	kg	Code	No.
17.5	32	5.5	3.5	11.0	0.230	2013711	108/XS201

Spindle summary

GEDORE SPINDLES ...

› … **require no maintenance!**
› … comprise turned hardened and tempered steel. The fine thread is then rolled - this additional strengthening of the steel gives rolled thread a higher strength than a thread produced by cutting.
› … have a fine thread which stops any unintended slackening from vibrations.
› … are thermo-chemically treated. Nitro-carburating makes the spindle extremely wear-resistant and corrosion-proof. Nitro-carburated surfaces have excellent sliding properties.
› … **Oiling and greasing is not needed and,** as such, the thread stays clean and smooth much longer. (Resinated, used oil attracts dirt and chips like magic. The thread pitches clog and turning the thread is not easy - in the final resort, this results in ruination of the thread. Not to speak of that irksome task of regularly filling up with oil.)
› … are fitted out with a replaceable spindle tip which is equally suitable for both centred and non-centred shafts*.

* As standard with extractors Nos. 1.04 and No.1.09

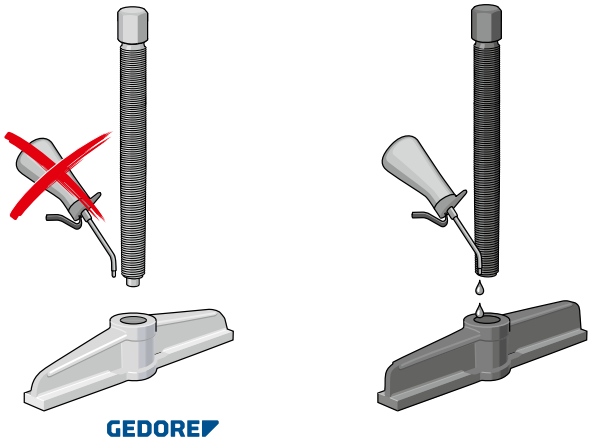

SPINDLE SUMMARY

› KS = ball tip, exchangeable
* Pull spindle





Threads	usable length	Size/Drive	Ball	Tip	kg	Code	No.
M 10x1,5	160	14	x		0.100	1084739	129.106
M 12x1,5	110	14		x	0.100	1084445	1.1206110
M 14x1,5	50	17		x	0.009	1084453	1.1406050
M 14x1,5	125	17		x	0.170	1084461	1.1406125
M 14x1,5	140	17		x	0.180	1084488	1.1406140
M 14x1,5	140	17	x	x	0.180	1546821	1.1406140KS
M 14x1,5	150	17		x	0.009	1084798	144.15006
M 14x1,5	155	17		x	0.009	1084518	1.1406155
M 14x1,5	200	17	x		0.220	1576224	1.1406200
M 14x2,0	210	17	x		0.250	1084755	129.306
M 18x1,5	80	19		x	0.185	1084526	1.1806080
M 18x1,5	130	19		x	0.280	1084542	1.1806130
M 18x1,5	170	19		x	0.345	1084550	1.1806170
M 18x1,5	200	19		x	0.009	1084569	1.1806200
M 18x2,5	230	19	x		0.500	1084763	129.406
G 1/2"	110	22	x		0.340	1084577	1.2106110
G 1/2"	160	22		x	0.455	1084585	1.2106160

Threads	usable length	Size/Drive	Ball	Tip	kg	Code	No.
G 1/2"	175	22		x	0.009	1084623	1.2106175
G 1/2"	210	22		x	0.590	1084593	1.2106210
G 1/2"	210	22	x	x	0.180	1546872	1.2106210KS
G 1/2"	250	22		x	0.680	1084631	1.2106250
G 1/2"	250	22	x	x	0.680	1795112	1.2106250KS
G 1/2"	350	22			0.009	1084658	1.2106350
G 1/2"	350	22	x	x	0.010	1806564	1.2106350KS
G 1/2"	400	16		*	1.100	1076132	1/2106400
M 20x2,5	235	22	x		0.500	1084771	129.506
G 3/4"	200	27		x	0.980	1084666	1.2606180
G 3/4"	280	27		x	1.200	1084674	1.2606280
G 3/4"	280	27	x	x	1.300	1546910	1.2606280KS
G 1"	310	36		x	2.238	1084690	1.3306310
G 1"	360	36		x	2.540	1084704	1.3306360
G 1"	500	36		x	3.600	1084712	1.3306500
G 1.1/4"	270	41		x	3.160	1084720	1.4206270

Spindles - Mechanical spindle, hydraulic spindle or hydraulic press?

› The GEDORE puller mechanical spindles provide plenty of benefits: made of hardened and tempered steel, rolled fine thread and thermo-chemically treated - hence they are especially both wear and corrosion resistant.
› Particularly with high forces, using a hydraulic spindle can be both time and effort-saving. The hydraulic spindle principle is both straightforward and ingenious at the same time. The effect of screwing in the clamping bolt is to compress the grease inside the hydraulic piston - the extending piston acts on the part to be extracted with a force many times greater than that manually applied at the top. This controlled operation provides for working safely with the hydraulic spindle and is recommended, in particular, for high levels of force.
› The hydraulic press represents an alternative to the hydraulic spindle. It is attached between the mechanical spindle and shaft and through hydraulic force supports the spindle.
› As the puller cannot be rotated during extraction, pulling with the assistance of hydraulic aids saves both on time and the effort needed.

1.06/HSP
HYDRAULIC PRESSURE SPINDLE

- For controlled and safe pulling work
- Set up for a pressure of 10 t, 12 t or 15 t
- The pressure piece can be replaced by a tip and lengthened, as required.
- The small pressure spindle is secured with an unscrewing lock to stop any accidental withdrawal.

Preparation for use:

- 1. Before using, check whether the pressure spindle is screwed far enough out of the cap, so that the pressure pad is in the initial position in the hydraulic cylinder.
- 2. Unscrew the cap from the spindle body. For this purpose, first slacken off the grub screw.
- 3. Screw the spindle body from beneath into the cross piece of the puller until the body protrudes approx. 60 mm from the cross piece.
- 4. Screw the cap onto the spindle body until the stop, and then fix it in position by turning in the grub screw.

Use and operation: e.g. HSP3

- 5. Place the puller into position and pre-tension the spindle body using a size 41 mm wrench.
- 6. Screw the pressure spindle size 17 mm into the cap. The hydraulic effect will come into use. The stroke of the pressure pad in the hydraulic cylinder is max. 12 mm. The workpiece that has been loosened by the hydraulic force may be pulled off completely by turning the spindle body with the cap size 41 mm.
- 7. Following its use, the pressure spindle (size 17 mm) is turned back into its initial position and the pressure pad pushed into the hydraulic cylinder.



optional



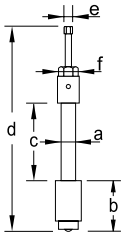

a	max. t	max. N·m	b	c	d	e	f	Stroke	kg	Code	No.
1/2"	10	17	80	135	350	12	32	12	1.1	8116100	1.06/HSP1
3/4"	12	19	80	205	420	12	36	12	1.8	8116290	1.06/HSP2
1"	15	33	125	165	465	17	41	12	3.3	8116370	1.06/HSP3

1.06/HSP-V
EXTENSION FOR HYDRAULIC SPINDLE



1.06/HSP-35V / -85V / -135V

usable length	⊢ mm ⊣	kg	Code	No.
35	60	0.250	2824787	1.06/HSP-35V
85	110	0.600	2824841	1.06/HSP-85V
135	160	0.950	2824868	1.06/HSP-135V

1.06/HSP-D
THRUST-CARRYING MEMBER FOR HYDRAULIC SPINDLE



DSK / DK / DS

Execution	kg	Code	No.
with ball	0.170	2824876	1.06/HSP12-DK
with tip	0.130	2824884	1.06/HSP12-DS
with tip, short	0.070	2824892	1.06/HSP12-DSK
with tip	0.200	2824906	1.06/HSP3-DS

1.55
HYDRAULIC PRESS

- This piece of auxiliary equipment considerably increases the capability of the standard pressure spindle
- Operation: With pressure released, the press is placed between the pressure spindle and the end of the shaft. The pressure spindle is then tightened firmly. Care must be taken that the centreline of the shaft, the hydraulic press, and the pressure spindle are exactly in alignment. Then the hydraulic spindle is screwed inwards.
- **Important note**: Release the hydraulic press after use



max. t	Stroke height	Installation height	kg	Code	No.
8	10	75	1.0	8024090	1.55/1
15	15	90	1.8	8024170	1.55/2

Spindle pressure pads

1.80
SPINDLE PRESSURE PADS

for axle bores (hollow shafts)

- For the removal of bearings and gear wheels that are mounted on hollow shafts or in housings
- The spindle pressure pad serves as a counter-axis to the puller, where the spindle now transfers the force to the pressure pad



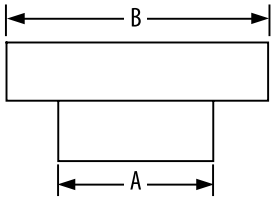

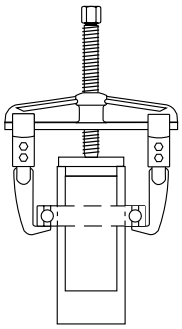

A Holder Ø	B Plate Ø	kg	Code	No.
19	25	2.3	1120697	1.80/1
22	28			
25	32			
28	35			
32	41			
35	44			
38	48			
41	50			
44	54			
48	60			
50	64			
54	67	2.4	1120700	1.80/2
57	70			
60	73			
64	78			
70	83			
76	90			
32	41	4.3	1120719	1.80/3
35	44			
38	48			
41	50			
44	54			
48	60			
50	64			
54	67			
57	70			
60	73			
64	78			
70	83			
76	90			

Bearing assembly

1.85/1
PROFESSIONAL PLASTIC BEARING INSTALLATION SET

- The impact-resistant plastic is handily light, but just as robust as the metal variants
- The impact rings are now secured on the pipe
- Using this bearing installation set more than 200 types of bearings may be re-installed effortlessly and without damage
- In a strong plastic case, dimensions 450 x 360 x 140 mm



Contents	kg	Code	No.
33 impact rings, 10-50 mm for external Ø 26-110 mm **3 aluminium impact sleeves** **1 recoil-free bodywork hammer with nylon heads (1.2 kg)**	5.2	1120778	1.85/1

Safety cover

5.10
SAFETY COVER SIZE 1

- At pulling forces of 18 t, these PVC safety covers provide maximum active-safety protection from suddenly detaching ball bearings, driving pinions or small parts. The safety covers are extremely flexible, making them suitable for all situations.
- Dimensions 510 x 915 mm
- Double-ply welded = double safety (total thickness at 0.5 mm = 1.0 mm)
- Tear strength: longitudinal 23 N/mm² - lateral 21 N/mm²
- Two straps for variable adjustment
- Press stud fasteners for added safety - no flapping ends
- UV resistant
- Temperature resistant at -25 °C to +50 °C
- Storage in the supplied carry bag guarantees long service life



kg	Code	No.
1.5	1868195	5.10

136 K
CHAIN GRIP WRENCH

- Particularly suited for clamping geometrically problematical cross-sections
- With No. 136 K-105 the legs of various pullers - following locking - can be spanned with the chain at the component to be extracted and tightened. This stops the legs bending outwards and slipping. Pulling is still possible even if the legs have a very restricted contact surface



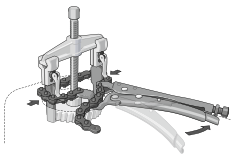

max. Ø	⟷ mm ⟷	kg	Code	No.
330	1050	1.5	2307227	136 K-105

3-arm External Puller Twist + Pull

1.09 PULLER TWIST & PULL

Easy, quick and safe

Advantages:

- No setting-up or readjusting of the legs
- Maintenance-free due to encapsulated mechanics



Fast and accurate use through the precision-manufactured head.

The encapsulated mechanics are maintenance-free.

High-grade steel and thermo-chemical treatment assure high pressure load capacity for the spindle and tensile load capacity in the legs.

The flexible, interchangeable spindle tip is equipped for different applications.

The legs open by a simple twisting movement and automatically surround the part to be withdrawn - can also be used for vertical applications. No readjustment necessary.

1.09
PULLER TWIST + PULL

3-arm pattern, with rotating adjustment

- The precise manufactured head allows fast and exact use
- The legs open by simple rotation and enclose automatically the part to be removed
- No more time-consuming set-up and readjusting of the legs
- High-quality steel and thermo-chemical treatment guarantee highest toughness of the spindle and the legs
- Ball or tip can easily be exchanged

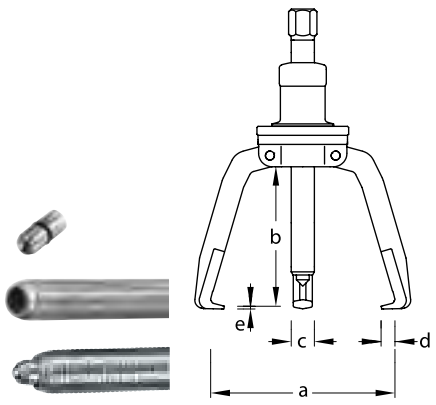

a_{min}	a_{max}	b		mm	c	d	e	max. t	kg	Code	No.
30	150	130	G 1/2 x 250	22	17	12	3.0	6.5	2.5	1748173	1.09/1
80	250	250	G 1/2 x 350	22	24	12	3.0	6.5	4.2	1748181	1.09/2

2-/3-arm Fan / Battery-terminal Pullers

1.10
PULLER
2-arm pattern

- The reliable, heavy-duty model for the removal of pulleys, wheels, ball bearings, etc.
- The double leg ends, wide or narrow, grip automatically
- The wide leg ends of the puller 1.10/2, /3, /4 and /5 possess 8 mm slots, so that pulleys or gears may also be pulled off using 8 mm bolts



1.10/1



1.10/2 – 1.10/5



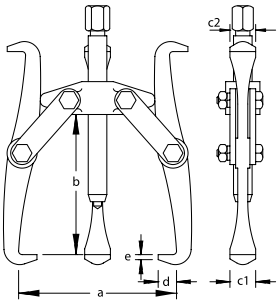

a_{max}	b	max. t		mm	optional	c_1	c_2	d	e	kg	Code	No.
90	80	2.0	M 14x1,5 x 125	17	–	17	10	7	2.0	0.7	8002600	1.10/1
160	130	5.0	M 18x1,5 x 170	19	–	24	20	13	3.0	2.0	8002790	1.10/2
220	170	5.0	M 18x1,5 x 170	19	–	24	20	13	3.0	2.3	1731874	1.10/3
320	260	8.0	G 1/2 x 350	22	1.06/HSP1	27	32	27	6.5	5.1	1731882	1.10/4
400	320	8.0	G 1/2 x 350	22	1.06/HSP1	27	32	27	6.5	5.8	1731890	1.10/5

1.11
PULLER
3-arm pattern

- The reliable, heavy-duty model for the removal of pulleys, wheels, ball bearings, etc.
- The double leg ends, wide or narrow, grip automatically
- The wide leg ends of the puller 1.11/2, /3, /4 and /5 possess 8 mm slots, so that pulleys or gears may also be pulled off using 8 mm bolts



1.11/1



1.11/2 – 1.11/5



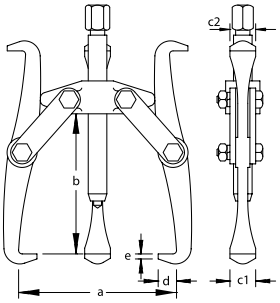

a_{max}	b	max. t		mm	optional	c_1	c_2	d	e	kg	Code	No.
90	80	3.0	M 14x1,5 x 125	17	–	17	10	7	2.0	0.9	8002950	1.11/1
160	130	7.5	M 18x1,5 x 170	19	–	24	20	13	3.0	2.6	8003090	1.11/2
220	170	7.5	M 18x1,5 x 170	19	–	24	20	13	3.0	3.2	1731904	1.11/3
320	260	12.0	G 1/2 x 350	22	1.06/HSP1	27	32	27	6.5	5.8	1731912	1.11/4
400	320	12.0	G 1/2 x 350	22	1.06/HSP1	27	32	27	6.5	8.0	1731920	1.11/5

110
PULLING LEG

- Double ended with wide or narrow grips
- Complete with clips and screws



110/1-080



110/2-130 – 110/5-320



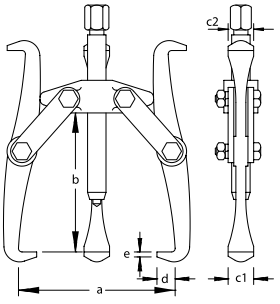

	b	c_1	c_2	d	e	kg	Code	No.
1.10/1 + 1.11/1	80	17	10	7	2.0	0.2	2303086	110/1-080
1.10/2 + 1.11/2	130	24	20	13	3.0	0.6	2303094	110/2-130
1.10/3 + 1.11/3	170	24	20	13	3.0	0.8	2303108	110/3-170

	b	c_1	c_2	d	e	kg	Code	No.
1.10/4 + 1.11/4	260	27	32	27	6.5	1.6	2303116	110/4-260
1.10/5 + 1.11/5	320	27	32	27	6.5	1.8	2303124	110/5-320

1.12
BATTERY-TERMINAL PULLER
2-arm pattern

› Ideal for removing small parts such as battery terminals, pulleys, wheels, ball bearings, etc.
› The legs grip automatically



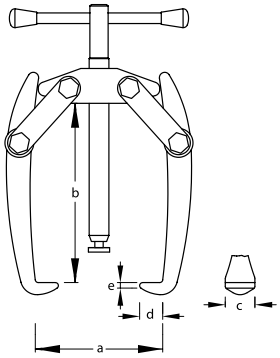

a_{max}	b	max. t		c	d	e	kg	Code	No.
60	40	0.5	M 10x1,5 x 60	10	5	2	0.160	8003840	1.12/02
60	60	0.5	M 10x1,5 x 80	10	5	2	0.180	8003760	1.12/01
70	80	0.5	M 10x1,5 x 100	14	8	2	0.300	1628402	1.12/00

1.13
BATTERY-TERMINAL PULLER
3-arm pattern

› Ideal for removing small parts such as battery terminals, pulleys, wheels, ball bearings, etc.
› The legs grip automatically



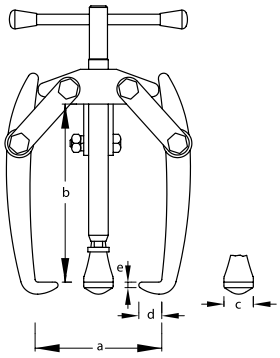

a_{max}	b	max. t		c	d	e	kg	Code	No.
60	40	0.75	M 10x1,5 x 60	10	5	2	0.200	8004650	1.13/02
60	60	0.75	M 10x1,5 x 80	10	5	2	0.200	8004570	1.13/01
70	80	1.0	M 10x1,5 x 100	14	8	2	0.400	1628410	1.13/00

112
PULLING LEG

› Complete with clips and screws



	b	c	d	e	kg	Code	No.
1.12/02 + 1.13/02	40	10	5	2	0.050	2303132	112/02-040
1.12/01 + 1.13/01	60	10	5	2	0.050	2303140	112/01-060
1.12/00 + 1.13/00	80	14	8	2	0.100	2303159	112/00-080

1.12
PULLER
2-arm pattern

- Handy robust model for the removal of pulleys, wheels, ball bearings, etc.
- Inexpensive economy model
- The legs grip automatically



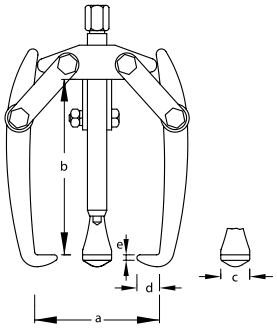

a_{max}	b	max. t		mm	optional	c	d	e	kg	Code	No.
70	80	1.0	M 12x1,5 x 110	14	–	14	8	2	0.4	8003250	1.12/0
90	120	2.0	M 14x1,5 x 155	17	–	18	11	2	0.8	8003330	1.12/1
130	160	5.0	M 18x1,5 x 200	19	–	25	14	3	1.9	8003410	1.12/2
180	200	8.0	G 1/2 x 250	22	1.06/HSP1	32	20	4	3.7	8003680	1.12/3

1.13
PULLER
3-arm pattern

- Handy robust model for the removal of pulleys, wheels, ball bearings, etc.
- Inexpensive economy model
- The legs grip automatically



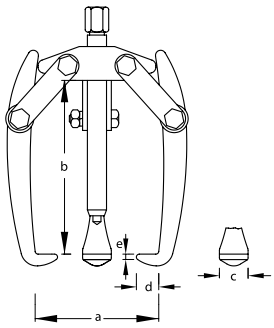

a_{max}	b	max. t		mm	optional	c	d	e	kg	Code	No.
70	80	2.0	M 12x1,5 x 110	14	–	14	8	2	0.5	8004140	1.13/0
90	120	3.0	M 14x1,5 x 155	17	–	18	11	2	1.5	8004220	1.13/1
130	160	7.5	M 18x1,5 x 200	19	–	25	14	3	2.5	8004300	1.13/2
180	200	12.0	G 1/2 x 250	22	1.06/HSP1	32	20	4	5.3	8004490	1.13/3

112
PULLING LEG

- Complete with clips and screws



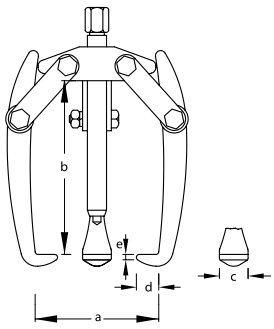

	b	c	d	e	kg	Code	No.
1.12/0 + 1.13/0	80	14	8	2	0.095	2303167	112/0-080
1.12/1 + 1.13/1	120	18	11	2	0.205	2303175	112/1-120
1.12/2 + 1.13/2	160	25	14	3	0.550	2303183	112/2-160
1.12/3 + 1.13/3	200	32	20	4	1.070	2303191	112/3-200

1.14
PULLER
2-arm pattern

- The reliable, extra-strong model for the removal of pulleys, wheels, ball bearings, etc.
- With technical and economical benefits due to the variable clamping reach and automatic grip of the legs
- Especially suited to removing V-belt pulley wheels and flywheels mounted on longer shafts
- Upgradeable with hydraulic spindle (see table)



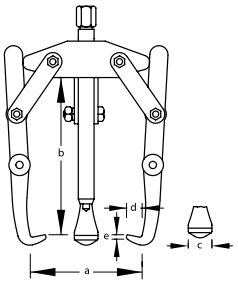

a_{max}	b	max. t		mm	optional	c	d	e	kg	Code	No.
90	100	1.0	M 12x1,5 x 110	14	–	14	9	2.0	0.4	8004810	1.14/0
130	140	2.0	M 14x1,5 x 140	17	–	18	11	2.0	0.9	8005030	1.14/1
200	210	5.0	M 18x1,5 x 200	19	–	25	16	3.0	2.2	8005380	1.14/2
250	260	8.0	G 1/2 x 250	22	1.06/HSP1	32	18	3.5	4.4	8005460	1.14/3
280	390	8.0	G 1/2 x 250	22	1.06/HSP1	32	20	3.5	5.1	8005540	1.14/4
420	480	8.0	G 1/2 x 350	22	1.06/HSP1	32	20	3.5	6.0	8005620	1.14/5

1.15
PULLER
3-arm pattern

- The reliable, extra-strong model for the removal of pulleys, wheels, ball bearings, etc.
- With technical and economical benefits due to the variable clamping reach and automatic grip of the legs
- Especially suited to removing V-belt pulley wheels and flywheels mounted on longer shafts
- Upgradeable with hydraulic spindle (see table)



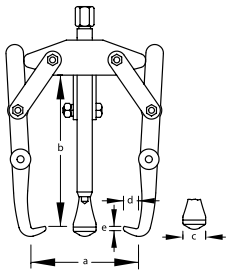

a_{max}	b	max. t		mm	optional	c	d	e	kg	Code	No.
90	100	2.0	M 12x1,5 x 110	14	–	14	9	2.0	0.5	8006000	1.15/0
130	140	3.0	M 14x1,5 x 140	17	–	18	11	2.0	1.2	8006190	1.15/1
200	210	7.5	M 18x1,5 x 200	19	–	25	16	3.0	3.3	8006350	1.15/2
250	260	12.0	G 1/2 x 250	22	1.06/HSP1	32	18	3.5	6.3	8006430	1.15/3
280	390	12.0	G 1/2 x 250	22	1.06/HSP1	32	20	3.5	7.7	8006510	1.15/4
420	480	12.0	G 1/2 x 350	22	1.06/HSP1	32	20	3.5	8.9	8006780	1.15/5

1.15/HSP
PULLER
hydraulic, 3-arm pattern

- The reliable, extra-strong model for the removal of pulleys, wheels, ball bearings, etc.
- With technical and economical benefits due to the variable clamping reach and automatic grip of the legs
- Especially suited to removing V-belt pulley wheels and flywheels mounted on longer shafts
- With the hydraulic spindle, a controlled and safe pulling action is possible at all times
- Also available with standard spindle - Model 1.15



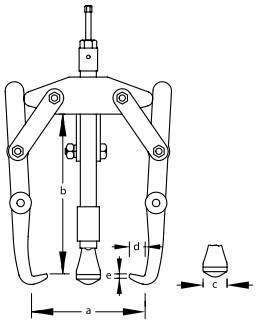

a_{max}	b	max. t	max. N·m		mm	c	d	e	kg	Code	No.
250	180	10	17	1.06/HSP1	32	32	18	3.5	6.6	1392956	1.15/3-HSP1
280	310	10	17	1.06/HSP1	32	32	20	3.5	8.1	1392980	1.15/4-HSP1

114
PULLING LEG

- With variable clamping reach
- Complete with clips and screws



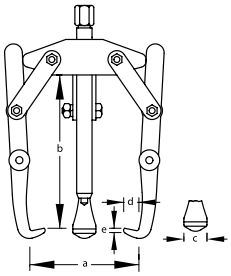

	b	c	d	e	kg	Code	No.
1.14/0 + 1.15/0	100	14	9	2.0	0.100	2303213	114/0-100
1.14/1 + 1.15/1	140	18	11	2.0	0.250	2303221	114/1-140
1.14/2 + 1.15/2	210	25	16	3.0	0.750	2303248	114/2-210
1.14/3 + 1.15/3 1.15/3-HSP1	260	32	18	3.5	1.470	2303256	114/3-260
1.14/4 + 1.15/4 1.15/4-HSP1	390	32	20	3.5	1.750	2303264	114/4-390
1.14/5 + 1.15/5	480	32	20	3.5	2.150	2303272	114/5-480

1.14/L
FAN PULLER
2-arm pattern

- Especially slender legs will each adjust to 3 clamping positions
- The double leg ends, wide or narrow, clamp automatically when under tension
- For use on fans with 2-holes up from Ø 10 mm



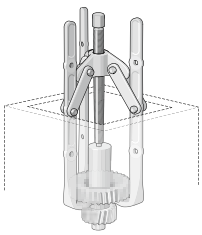

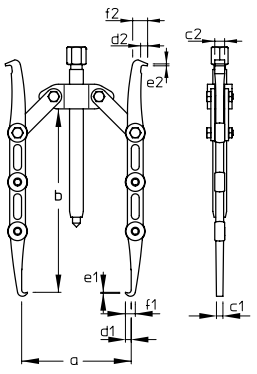

a_{max}	b	max. t		mm	c_1	c_2	d	e_1	e_2	f_1	f_2	kg	Code	No.
150	100-200	1.0	M 14x1,5 x 155	17	6.6	10	6	1	2	10	16.5	0.9	8005110	1.14/1L

1.15/L
FAN PULLER

3-arm pattern

- Especially slender legs will each adjust to 3 clamping positions
- The double leg ends, wide or narrow, clamp automatically when under tension
- For use on fans with 3-holes up from Ø 10 mm

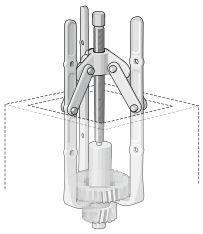

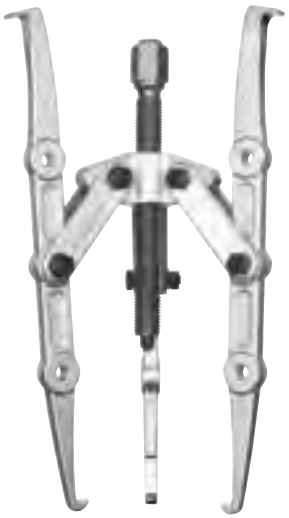

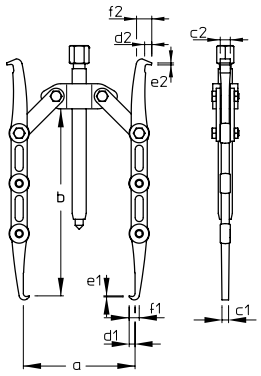

a_{max}	b	max. t		mm	c_1	c_2	d	e_1	e_2	f_1	f_2	kg	Code	No.
150	100-200	1.5	M 14x1,5 x 155	17	6.6	10	6	1	2	10	16.5	1.3	8006270	1.15/1L

114/L
PULLING LEG

- Especially slender leg will adjust to 3 clamping positions
- Complete with 2 clips and 2 screws



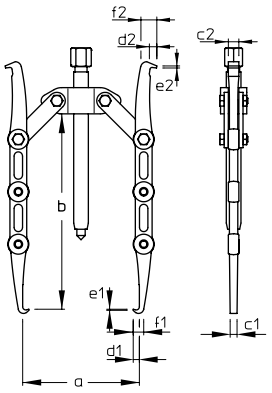

	b	c_1	c_2	d	e_1	e_2	f_1	f_2	kg	Code	No.
1.14/1L + 1.15/1L	100 / 150 / 200	6.6	10	6	1	2	10	16.5	0.3	2303310	114/1-200-L

1.16
PULLER

2-arm pattern

- Very strong
- Made for industrial applications and for use on heavy agricultural and construction machines
- The legs grip automatically
- Upgradeable with hydraulic spindle (see table)
- Can be extended to 3 arms by additionally buying a large hook no. 116



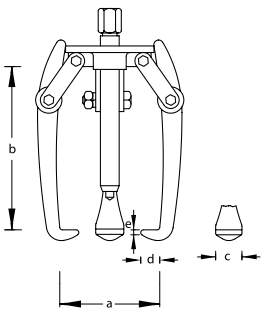

a_{max}	b	max. t		mm	optional	c	d	e	kg	Code	No.
300	300	8.0	G 1 x 360	36	1.06/HSP3	32	19	3.0	8.4	8007080	1.16/1
450	420	8.0	G 1 x 500	36	1.06/HSP3	32	22	3.0	10.0	8007160	1.16/2

1.17
PULLER
3-arm pattern

- Very strong
- Made for industrial applications and for use on heavy agricultural and construction machines
- The legs grip automatically
- Upgradeable with hydraulic spindle (see table)
- For the assembly of a 2- or 3-arm puller



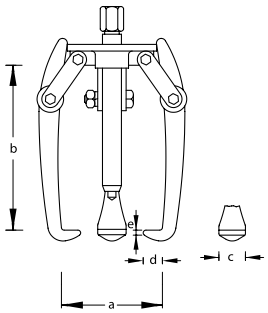

a_{max}	b	max. t		mm	optional	c	d	e	kg	Code	No.
300	300	12.0	G 1 x 360	36	1.06/HSP3	32	19	3.0	10.5	8007320	1.17/1
450	420	12.0	G 1 x 500	36	1.06/HSP3	32	22	3.0	12.7	8007400	1.17/2

1.17/HSP
PULLER
hydraulic, 3-arm pattern

- Very strong
- Made for industrial applications and for use on heavy agricultural and construction machines
- The legs grip automatically
- With the hydraulic spindle, a controlled and safe pulling action is possible at all times
- Also available with standard spindle - Model 1.17



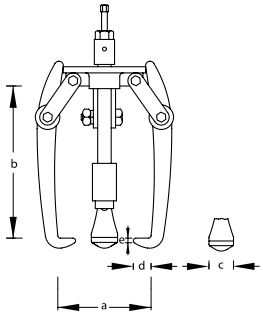

a_{max}	b	max. t	max. N·m		mm	c	d	e	kg	Code	No.
300	190	12.0	29	1.06/HSP3	41	32	19	3.0	11.4	8014290	1.17/1-HSP3
450	295	12.0	29	1.06/HSP3	41	32	22	3.0	12.6	8014370	1.17/2-HSP3

116
PULLING LEG

- Very strong
- Complete with clips and screws



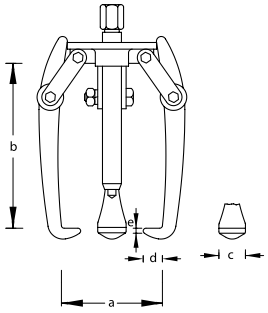

	b	c	d	e	kg	Code	No.
1.16/1 + 1.17/1 **1.16/1-HSP3 + 1.17/1-HSP3**	300	32	19	3	1.8	2303280	116/1-300
1.16/2 + 1.17/2 **1.16/2-HSP3 + 1.17/2-HSP3**	420	32	22	3	2.2	2303299	116/2-420

2-/3-arm External Pullers

1.18
PULLER
2-arm pattern

› The tried and tested range for economical bearing removal



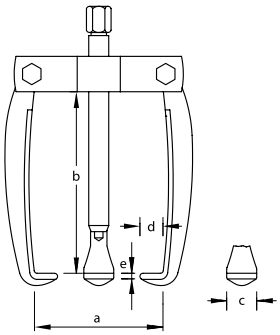

a_{max}	b	max. t		mm	optional	c	d	e	kg	Code	No.
110	110	2.0	M 14x1,5 x 163	17	–	17	18	5.0	1.0	1464965	1.18/1
160	140	3.0	M 18x1,5 x 215	19	–	21	20	6.5	2.1	1464973	1.18/2
200	200	5.0	G 1/2 x 282	22	1.06/HSP1	22	22	7.5	3.4	1464981	1.18/3

1.19
PULLER
3-arm pattern

› The tried and tested range for economical bearing removal



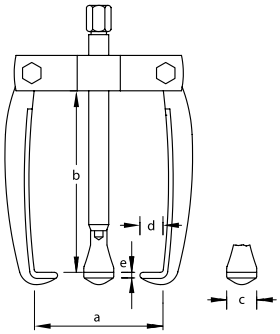

a_{max}	b	max. t		mm	optional	c	d	e	kg	Code	No.
110	110	2.0	M 14x1,5 x 163	17	–	17	18	5.0	1.4	1465007	1.19/1
160	140	3.0	M 18x1,5 x 215	19	–	21	20	6.5	2.7	1465015	1.19/2
200	200	5.0	G 1/2 x 282	22	1.06/HSP1	22	22	7.5	4.5	1465023	1.19/3

1.35/1A ›481



1.19/SH
PULLER WITH SLIDING HAMMER

› The tried and tested range for economical bearing removal, spindle not supplied
› Impact weight: 700 g



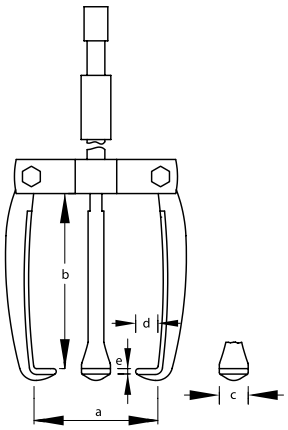

a_{max}	b	max. t	c	d	e	kg	Code	No.
70	70	1.0	12	10	3.0	1.2	2178001	1.19/01-SH1A

1.18
FAN PULLER
2-arm pattern

› Removes bearings swiftly and cleanly
› Can also be used with sliding hammer no. 1.35/1A



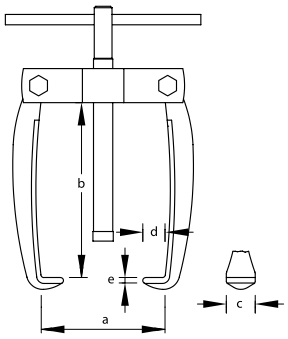

a_{max}	b	max. t		c	d	e	kg	Code	No.
65	50	1.0	M 10 x 115	12	10	3.0	0.230	1656996	1.18/02
70	70	1.0	M 10 x 115	12	10	3.0	0.240	1657089	1.18/01
80	80	1.0	M 10 x 115	12	10	3.0	0.240	1656937	1.18/0

1.19
FAN PULLER
3-arm pattern

› Removes bearings swiftly and cleanly
› Can also be used with sliding hammer no. 1.35/1A



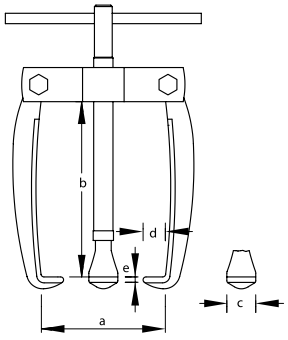

a_{max}	b	max. t		c	d	e	kg	Code	No.
65	50	1.0	M 10 x 115	12	10	3.0	0.280	1657054	1.19/02
70	70	1.0	M 10 x 115	12	10	3.0	0.300	1657046	1.19/01
80	80	1.0	M 10 x 115	12	10	3.0	0.300	1657011	1.19/0

1.18/XS
PULLER
with extra slim legs

› Very slim forged legs
› Ideal for use in hard-to-reach places, e.g. work on electric motors









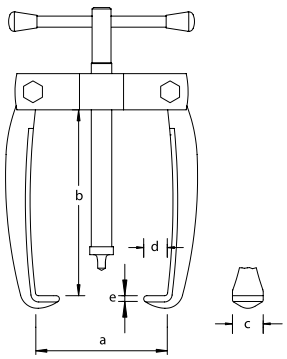

a_{max}	b	max. t		c	d	e	s	kg	Code	No.
50	70	0.5	M 10x1,5 x 100	8	3	2	2,9	0.240	2018594	1.18/0XS

1.19/XS
PULLER
with extra slim legs

› Very slim forged legs
› Ideal for use in hard-to-reach places, e.g. work on electric motors



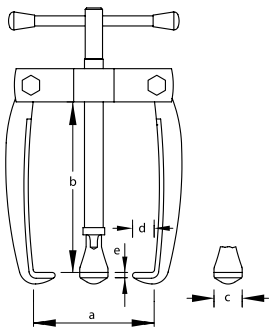

a_{max}	b	max. t		c	d	e	s	kg	Code	No.
50	70	0.8	M 10x1,5 x 100	8	3	2	2,9	0.300	2018608	1.19/0XS

CLAMPING YOKE

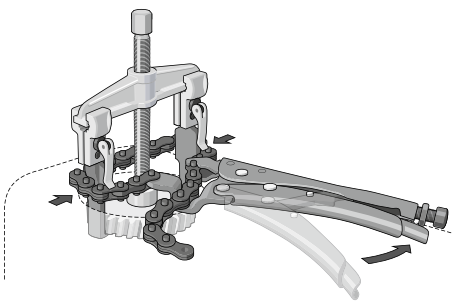

› The clamping yokes stop the legs bending outwards under load and thus possibly slipping.
› This can also be attained using the new GEDORE 136 K clamping chain - even with a very restricted contact surface of the legs extracting can still be done.

Pullers with clamping yoke

1.23
PULLER
with slim legs

- For removing bearings in confined spaces
- The legs grip automatically
- No. 1.23/S: particularly slim legs



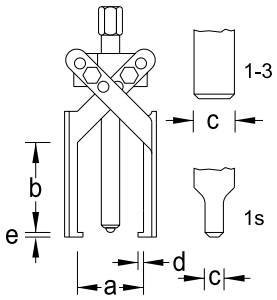

a_{max}	b	max. t		mm	c	d	e	kg	Code	No.
80	85	1.5	M 10 x 105	12	11	4	2.5	0.4	8084580	1.23/1S
80	85	2.0	M 10 x 105	12	23	4	2.5	0.4	8084310	1.23/1
120	120	3.5	M 14x1,5 x 130	17	31	5	3.5	0.8	8084660	1.23/2
120	150	3.5	M 14x1,5 x 205	17	31	5	3.5	1.1	8084740	1.23/3

1.23/XS
PULLER
with extra slim legs

- Very slim forged legs
- Ideal for use in hard-to-reach places, e.g. work on electric motors
- The legs grip automatically



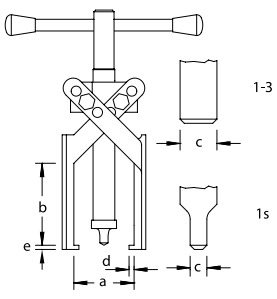

a_{max}	b	max. t		c	d	e	s	kg	Code	No.
80	85	0.7	M 10x1,5 x 100	9	3.5	2	2,9	0.330	2018578	1.23/1XS

1.20
PULLER
with clamping yoke

- These pullers are mainly employed for removing car and truck steering arms
- The clamping yoke applies firm pressure behind the part to be moved and keeps the puller firmly in the correct position



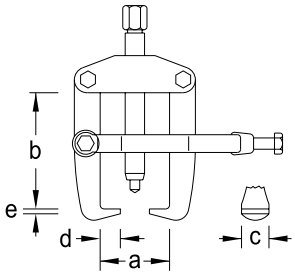

a_{max}	b	max. t		mm	optional	c	d	e	kg	Code	No.
90	85	5.0	M 18x1,5 x 130	19	–	22	12	3.0	1.6	8008050	1.20/1
90	100	5.0	M 18x1,5 x 130	19	–	24	15	3.0	1.7	8008130	1.20/2
150	140	7.5	G 1/2 x 175	22	1.06/HSP1	30	18	3.5	3.4	8008210	1.20/3

1.22
PULLER
with clamping yoke

- Double-ended hooks
- Particularly suitable for separating and removing flush-seated parts
- Especially economical as it covers a range of different sizes



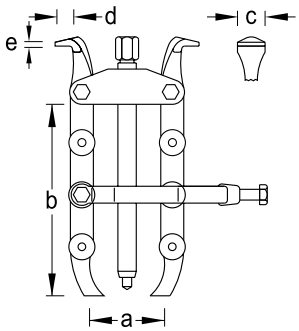

a_{max}	b	max. t		mm	optional	c	d	e	kg	Code	No.
110	170	5.0	M 18x1,5 x 200	19	–	25	14	3.5	2.2	8009020	1.22/1
160	260	7.5	G 1/2 x 350	22	1.06/HSP1	25	14	3.5	4.4	8009100	1.22/2
160	325	7.5	G 1/2 x 350	22	1.06/HSP1	25	14	3.5	4.6	8009290	1.22/3

1.50
HYDRAULIC IMPLEMENTS

- Suitable for pressing, straightening, lifting, bending, and pulling
- Consisting of hydraulic hand pump no. 1.50/1 and hydraulic cylinder no. 1.51
- Simple oil filler - can be directly used





consisting of:	max. bar	kg	Code	No.
Hydraulic hand pump 1.50/1 **Hydraulic cylinder 1.51/10**	700	14.0	8110410	1.50/10
Hydraulic hand pump 1.50/1 **Hydraulic cylinder 1.51/11**	700	15.0	8110680	1.50/11

1.50/1
HYDRAULIC HAND PUMP

- Complete with 1.50 m high-pressure hose
- To fit hydraulic cylinder 1.51
- Incl. fitting and dust cover
- Simple oil filler - can be directly used



for hydraulic cylinder	max. bar	kg	Code	No.
1.51/10 1.51/11	700	8.3	8022710	1.50/1

1.51
HYDRAULIC CYLINDER

- Connection of the coupling 3/8"
- Incl. fitting and dust cover
- Simple oil filler - can be directly used



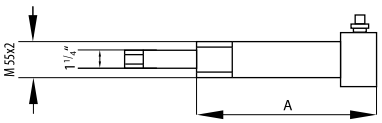

Stroke height	max. t	max. bar	A	kg	Code	No.
150	10	700	275	5.0	8023440	1.51/10
230	10	700	355	6.0	8110760	1.51/11

1.51/V
EXTENSION FOR 1.51/10 + 11

- 1.51/V015 are used to protect the cylinder/piston
- The 1.51/V045, 1.51/V125 and 1.51/V205 extensions are attached to the hydraulic cylinder using adapter 1.51/A-2



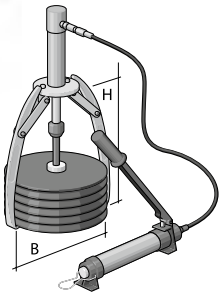

Description	kg	Code	No.
Extension and cylinder protection, 15 mm	0.4	2065045	1.51/V015
Extension for hydraulic cylinder, 45 mm	0.5	2065053	1.51/V045
Extension for hydraulic cylinder, 125 mm	0.9	2065061	1.51/V125
Extension for hydraulic cylinder, 205 mm	1.3	2065088	1.51/V205
Adaptor for 1.51/V045 - V205	0.5	2065096	1.51/A-2

HYDRAULIC IMPLEMENTS

- As the puller cannot be rotated during extraction, pulling with the assistance of hydraulic aids - hydraulic implements, hydraulic spindle or hydraulic press - saves both on time and the effort needed.
- The hydraulic implements can also be used with the 1.07/4 and 1.07/4A pullers.

5.10 ›453



Remember the safety cover!

1.06/H
PULLER
for hydraulic implement 1.50

- For the fast and damage-free removal of pulleys, wheels, ball bearings, etc.
- Robust pattern, designed for rigidity and heavy duty use
- By reversing the legs, this tool can be used as an internal or external puller
- The reach may be increased both by using pulling legs in special lengths, and by using extensions



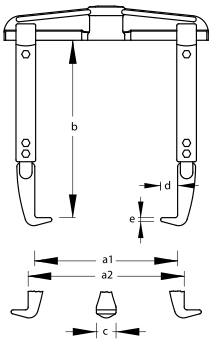

a_1	$a_{2\,min}$	$a_{2\,max}$	b	max. t	c	d	e	kg	Code	No.
520	185	600	200	10.0	36	28	6.5	11.0	8112620	1.06/40

1.17/H
PULLER
for hydraulic implement 1.50

- Heavy-duty pattern for the removal of gear wheels, spoked wheels, pulleys, etc
- The legs grip automatically
- For the assembly of a 2- or 3-arm puller



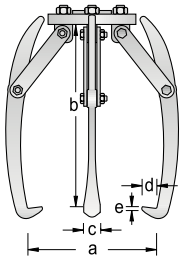

a_{max}	b	max. t	c	d	e	kg	Code	No.
300	300	12	36	19	3.5	9.1	8007590	1.17/10
425	425	12	36	22	3.5	12.4	8109670	1.17/20

1.15/H
PULLER
for hydraulic implement 1.50

- Heavy-duty pattern for the removal of gear wheels, spoked wheels, pulleys, etc.
- The legs grip automatically
- The adjustable reach means that this puller is very versatile
- For the assembly of a 2- or 3-arm puller



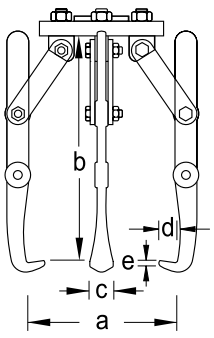

a_{max}	b	max. t	c	d	e	kg	Code	No.
250	260	12	32	18	3.5	9.0	8006860	1.15/30
280	390	12	32	20	3.5	9.2	8109590	1.15/40

Separators

SEPARATOR PULLERS 1.38 AND 1.40

- GEDORE separating blades are particularly suited for removing taper roller and ball bearings, inner bearing races and other tightly-seated or thin-walled parts.
- To remove tightly-seated parts, the sharp edges of the separator blades are pressed behind the part to be removed which is then withdrawn using the correct 1.38 separator puller.
- To avoid damage to delicate parts, the flat surfaces of the separator blades are used. This produces a large contact surface that prevents tilting.
- The clamping reach can be enlarged with the aid of the 1.38/AV - FV tension bolt extensions.

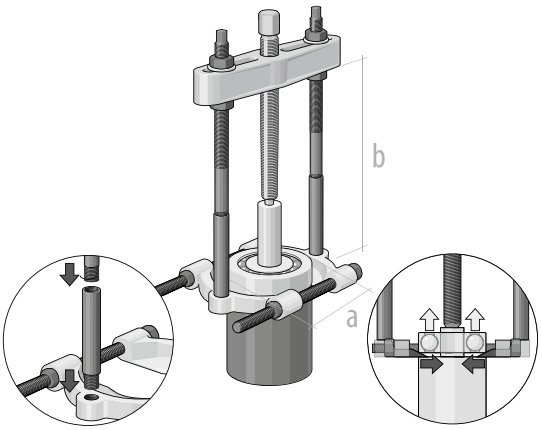

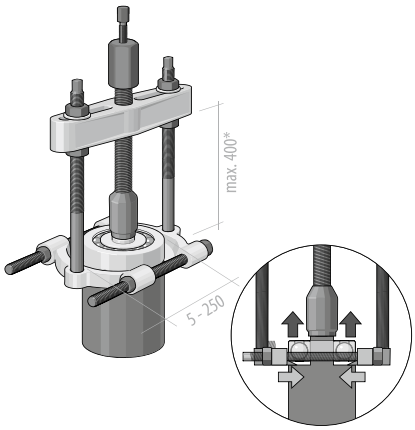

1.38
SEPARATOR PULLER

- These separator pullers are used together with the bearing separators 1.40
- The tension bolts are screwed into the threaded holes in the bearing separators



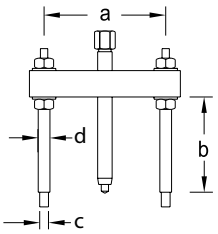

a	b	for separator		mm	optional	C / D	kg	Code	No.
40-120	125	1.40/0	M 14 x 120	17	–	M10 / M12x1,5	1.0	8017550	1.38/0
60-165	180	1.40/1	M 18 x 170	19	–	M10 / M14x1,5	1.1	8017630	1.38/1
70-215	195	1.40/2	G 1/2 x 210	22	1.06/HSP1	M14x1,5 / M16x1,5	3.4	8017710	1.38/2
90-300	205	1.40/3	G 3/4 x 280	27	1.06/HSP2	M18x1,5 / M20x1,5	6.5	8017980	1.38/3
125-380	275	1.40/4	G 1 x 310	36	1.06/HSP3	M22x1,5 / M24x1,5	11.6	8018010	1.38/4
140-440	320	1.40/5	G 1 x 360	36	1.06/HSP3	M24x1,5 / M26x1,5	16.6	8018280	1.38/5

1.38/V
EXTENSION ROD

› Extension rods for separator pullers 1.38



for separator	C	mm	kg	Code	No.
1.38/0 1.38/1	M10	100	0.3	8018440	1.38/AV
1.38/2	M14x1,5	100	0.3	8018520	1.38/CV
1.38/3	M18x1,5	100	0.6	8018600	1.38/DV
1.38/4	M22x1,5	200	2.1	8018790	1.38/EV
1.38/5	M24x1,5	200	2.7	8018870	1.38/FV

1.40
SEPARATOR

› For removing taper roller and ball bearings, inner bearing races, and other tightly-seated or thin-walled parts
› Operation: To remove tightly-seated parts, the sharp edges of the separator blades are pressed behind the part and it is then withdrawn using the correct puller no. 1.38. To avoid damage to delicate parts, the flat surfaces of the separator blades are used. This produces a large support surface that prevents deformation.

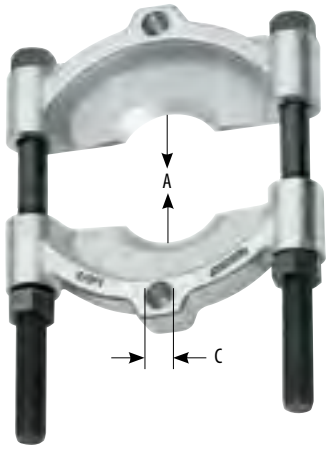

A mm	for puller	C	kg	Code	No.
5-60	1.38/0	M10	0.5	8019680	1.40/0
12-75	1.38/1	M10	0.9	8019760	1.40/1
22-115	1.38/2	M14x1,5	2.4	8019840	1.40/2
30-155	1.38/3	M18x1,5	4.7	8019920	1.40/3
30-200	1.38/4	M22x1,5	8.9	8020180	1.40/4
30-250	1.38/5	M24x1,5	15.3	8020260	1.40/5

1.41
SEPARATOR AND PULLER SET

› Set comprising separator, puller, and extension rods
› In sheet metal case



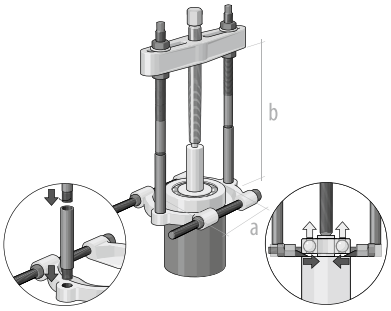

a	b	Contents	kg	Code	No.
5-60	225	1.38/0 1.38/AV 1.40/0	2.8	8109750	1.41/0
12-75	280	1.38/1 1.38/AV 1.40/1	5.2	8109830	1.41/1
22-115	295	1.38/2 1.38/CV 1.40/2	9.0	8109910	1.41/2
30-155	305	1.38/3 1.38/DV 1.40/3	16.0	8110090	1.41/3
30-200	475	1.38/4 1.38/EV 1.40/4	28.6	8110170	1.41/4

1100-1.41/2A
SEPARATOR AND PULLER SET
in L-BOXX® 136

› For clamping depths from Ø 22 to 115 mm and clamping reach up to 295 mm
› Incl. threaded inserts for internal threads M8-M18
› For loosening and pulling tightly-seated parts e.g. taper roller bearings and inner bearing races
› The clamping reach can be extended with extension rods 1.38/AV-FV from 195 to 295 mm
› 1100 CT2-1.41/2A to retrofit existing L-BOXX®es 136
› With Check-Tool insert for quick check of completeness
› As tools are fully sunk in the foam, the equipped insert can be stacked
› Insert for use in drawers with min. dimensions 400 x 310 x 60 mm



1100-1.41/2A



1100 CT2-1.41/2A

kg	Code	No.
11.5	2927284	1100-1.41/2A
7.9	2927292	1100 CT2-1.41/2A

Description	kg	Code	No.
Foam insert 2/2 L-BOXX 136, empty	0.200	2927306	EI-1100 CT2-1.41/2A

Ball bearing extractors

1.92 EXTRACTOR

Better solutions through innovative and precise technology

- The solution for ball bearings, which are mounted on a shaft or in a housing, and thus cannot be extracted neither from the inside nor from the outside.
- Extracting without drilling open the ball bearing! Therefore no risk of any chippings in machines.
- In view of the different ball bearing constructions dependent on manufacturer, the table presented can only serve as an orientation guide in selecting the legs and heads.
- The puller legs suggested in the tables are not mandatory. They only represent a recommendation based on the specifications of reputable ball bearing manufacturers.
- **The "inner functioning"** (cage, diameters of the rolling elements and their number) **of a bearing is not standardized**.
- If a hook does not fit, then choose the next larger / smaller hook.
- Head sectioning is based on the number of rolling elements.
- In practise this means that whilst a puller leg fits into bearing 6403 of manufacturer X, it does not with the same 6403 bearing of manufacturer Y. This is because manufacturer Y installs one ball more than manufacturer X.



left 7 balls / right 6 balls

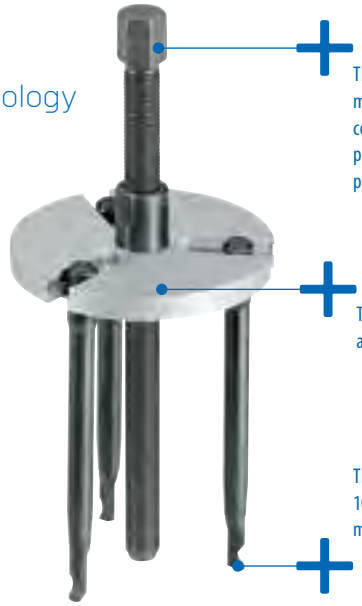

The innovative design with its maximum level of functionality in connection with simple handling provides a PLUS in effectivity and productivity.

The top plate is easy to use. The legs are fixed in the slot.

The self-locking system guarantees 100% force transmission and the maximum safety during withdrawal

FIELDS OF APPLICATION
Suitable for more than 40 standard ball bearings up to 6311



1.92
BALL BEARING EXTRACTOR PLUS

- Using the ball bearing extractor, the removal of shaft-mounted ball bearings in a housing is now possible without any problems
- Due to its great degree of functionality combined with the simplified handling, this design makes a PLUS in effectiveness and productivity possible
- This tool is easy to use: The legs are fixed in the slot
- The self-locking arrangement means that the force applied is 100 % utilised
- Secure at all times against slipping off - and a straight pulling force for precise working
- Suitable for more than 40 standard ball bearings up to 6311
- 1.92/1 for bearings: 6000-6010, 6200-6205, 6300-6304
- 1.92/2 for bearings: 6011-6012, 6206-6212, 6305-6311, 6403-6407
- 1.92/12 for bearings: 6000-6012, 6200-6212, 6300-6311, 6403-6407

- * with supporting ring 6309
- ** with supporting ring 6310
- *** with supporting ring 6311





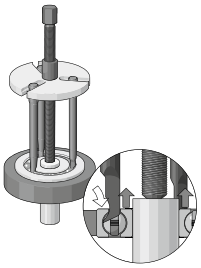

Bearing	Leg	Head size	kg	Code	No.
6000	1.92/10	192/1-7	2.3	1553534	1.92/1
6001	1.92/10	192/1-4			
6002	1.92/10	192/1-3			
6003	1.92/10	192/1-4			
6004	1.92/30	192/1-3			
6005	1.92/30	192/1-3			
6006	1.92/30	192/1-3			
6007	1.92/40	192/1-3			
6008	1.92/40	192/1-3			
6009	1.92/40	192/1-3			
6010	1.92/40	192/1-3			
6200	1.92/10	192/1-4			
6201	1.92/20	192/1-7			
6202	1.92/20	192/1-4			
6203	1.92/30	192/1-4			
6204	1.92/40	192/1-4			
6205	1.92/40	192/1-3			
6300	1.92/30	192/1-3			
6301	1.92/40	192/1-3			
6302	1.92/40	192/1-7			
6303	1.92/40	192/1-7			
6304	1.92/40	192/1-7			

Bearing	Leg	Head size	kg	Code	No.
6011	1.92/50	192/2-3	5.2	1553542	1.92/2
6012	1.92/50	192/2-3			
6206	1.92/50	192/2-3			
6207	1.92/50	192/2-3			
6208	1.92/60	192/2-3			
6209	1.92/60	192/2-3			
6210	1.92/60	192/2-3			
6211	1.92/60	192/2-3			
6212	1.92/70	192/2-3			
6305	1.92/60	192/2-7			
6306	1.92/60	192/2-4			
6307	1.92/60	192/2-4			
6308	1.92/70	192/2-4			
6309	1.92/70	192/2-4			
6310**	1.92/70	192/2-4			
6311***	1.92/70	192/2-4			
6403	1.92/60	192/2-3			
6404	1.92/70	192/2-3			
6405	1.92/70	192/2-7			
6406	1.92/70	192/2-7			
6407*	1.92/60	192/2-7			
Contents of set 1.92/1 and 1.92/2			7.6	1553550	1.92/12

1.92
PARTS

› Pulling legs No. 1.92/10 to 1.92/70 = set of 4 pieces
› For spindle 1.1406200: please also order adaptor 192/A-2

Description	kg	Code	No.
Leg 120 mm	0.170	1583263	1.92/10
Leg 125 mm	0.180	1583271	1.92/20
Leg 130 mm	0.190	1583298	1.92/30
Leg 135 mm	0.200	1583301	1.92/40
Leg 140 mm	0.310	1583328	1.92/50
Leg 145 mm	0.340	1583336	1.92/60
Leg 150 mm	0.470	1583344	1.92/70
Head small 3 slots	0.170	1574485	192/1-3

Description	kg	Code	No.
Head small 4 slots	0.170	1574493	192/1-4
Head small 3/7 slots	0.170	1574507	192/1-7
Head big 3 slots	0.830	1574515	192/2-3
Head big 4 slots	0.800	1574523	192/2-4
Head big 3/7 slots	0.830	1574531	192/2-7
Adaptor for head big 1.92/2	0.048	1574566	192/A-2
Spindle small for 1.92/1	0.090	1576208	1.1006170
Spindle big for 1.92/2	0.220	1576224	1.1406200

1101-1.29/1K
BALL BEARING EXTRACTOR SET
in i-BOXX® 72

› Ball bearing extractor set for more than 30 ball bearings
› For removing ball bearings that are both on a shaft and in a housing
› Non-destructive removal of deep-groove ball bearings without dismantling the shaft; no necessity to drill open the bearing cage (no chippings)
› With Check-Tool insert for quick check of completeness
› Insert for use in drawers with min. dimensions 340 x 260 x 60 mm
› In GEDORE i-BOXX® 72 No. 1101 L
› Dimensions: W 367 x D 316 x H 72 mm



1101-1.29/1K



1101 CT-1.29/1K

for ball bearing No.	Contents	kg	Code	No.
6000 6001 6002 6003 6004 6005 6006 6007 6008 6009 6010 6011 6012 6200 6201 6202 6203 6204 6205 6206 6207 6300 6301 6302 6303 6304 6305 6306 6307 6403 6404	2 Heads with spindle no. 1.29/1 + 1.29/3 5 Heads with spindle no. 1.29/10 - 1.29/35 1 Handle no. 1.29/0	2.610	2963485	1101-1.29/1K
	2 Heads with spindle no. 1.29/1 + 1.29/3 5 Heads with spindle no. 1.29/10 - 1.29/35 1 Handle no. 1.29/0	1.750	2964414	1101 CT-1.29/1K

Description	kg	Code	No.
Foam insert i-BOXX 72, empty	0.110	2964449	EI-1101 CT-1.29/3K

1101-1.29/3K
BALL BEARING EXTRACTOR SET

in i-BOXX® 72

- Ball bearing extractor set for more than 40 ball bearings
- For removing ball bearings that are both on a shaft and in a housing
- Non-destructive removal of deep-groove ball bearings without dismantling the shaft; no necessity to drill open the bearing cage (no chippings)
- With Check-Tool insert for quick check of completeness
- Insert for use in drawers with min. dimensions 340 x 260 x 60 mm
- In GEDORE i-BOXX® 72 No. 1101 L
- Dimensions: W 367 x D 316 x H 72 mm



1101-1.29/3K



1101 CT-1.29/3K

for ball bearing No.	Contents	kg	Code	No.
6000 6001 6002 6003 6004 6005 6006 6007 6008 6009 6010 6011 6012 6200 6201 6202 6203 6204 6205 6206 6207 6208 6209 6210 6211 6212 6213 6300 6301 6302 6303 6304 6305 6306 6307 6308 6309 6310 6311 6403 6404 6405 6406 6407	4 Heads with spindle no. 1.29/1 - 1.29/5 7 Heads with spindle no. 1.29/10 - 1.29/45 1 Handle no. 1.29/0	5.780	2964392	1101-1.29/3K
	4 Heads with spindle no. 1.29/1 - 1.29/5 7 Heads with spindle no. 1.29/10 - 1.29/45 1 Handle no. 1.29/0	4.920	2964430	1101 CT-1.29/3K

Description	kg	Code	No.
Foam insert i-BOXX 72, empty	0.110	2964449	EI-1101 CT-1.29/3K

1.29
BALL BEARING EXTRACTOR

- For removing ball bearings that are both on a shaft and in a housing
- The legs selected using the table are inserted into the ball race, evenly distributed in the outer ring according to the number of balls
- The support rings supplied for the ball bearings to be removed are placed on the bearings' inner races
- The head with spindle is then placed on the centering depression of the shaft and the spindle put under tension with the legs
- Delivery contains head and spindle. Please order suitable legs separately!

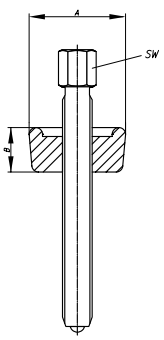



for leg	A	B		mm	kg	Code	No.
1.29/10-35	28	20	M 10 x 160	14	0.2	8011000	1.29/1
1.29/25-40	40	28	M 14 x 210	17	0.6	8011270	1.29/3
1.29/35-45	50	30	M 18 x 230	19	0.9	8011350	1.29/4
1.29/45	65	30	M 20 x 235	22	1.9	8011430	1.29/5

1.29
SET OF PULLING LEGS

4 pieces



1.29/10 - 1.29/25



1.29/30 - 1.29/45



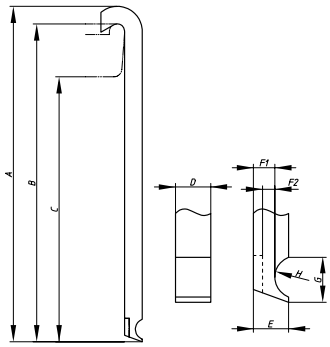

No.	Code	for ball bearing No.	for extractor	A	B	C	D	E	F1	F2	G	H	kg
1.29/10	8011510	6000 6001 6002 6003 6200	1.29/1	145	141	121	4.5	4	2,5	2,5	7.7	R4	0.062
1.29/15	8011780	6004 6005 6006 6201 6202 6300	1.29/1	145	140	120	5.7	5	3,0	3,0	8.8	R4	0.098
1.29/25	8011940	6204 6205 6301 6302	1.29/1	176	170	150	6.7	6	3,7	3,7	9.8	R4	0.172
		6007 6008 6300 6301 6302	1.29/3			142							
1.29/30	8012080	6303 6304	1.29/1	186	179	159	7.9	7	4,4-6,1	4,4	10.3	R5	0.256
		6009 6010 6011 6012 6204 6205	1.29/3			151							
		6206 6303 6304	1.29/4			149							
		6009 6010											
1.29/35	8012160	6305	1.29/1	186	178	158	9.0	8	4,8-7,3	4,8	11.8	R5	0.342
		6207 6305 6403	1.29/3			150							
		6011	1.29/4			148							
		6012	1.29/5			148							
1.29/40	8012240	6306 6307 6404	1.29/3	237	227	199	11.3	10	6,4-8,9	6,4	13.1	R6	0.646
		6208 6209 6210 6307	1.29/4			197							
1.29/45	8110250	6211 6308 6309 6405 6406 6407	1.29/4	237	227	197	11.3	10	6,1-11,6	6,1	14.7	R6	0.682
		6211 6212 6213 6309 6310 6311	1.29/5			197							

5.10 ›453



Remember the safety cover!

1101-1.29/3K ›60



INTERNAL EXTRACTOR
OVERVIEW

with matching counter-stays and sliding hammers

		No. **1.34/1-4**	No. **1.30/0-5** No. **1.30/2N-3N**	No. **1.30/6-7**	No. **1.30/8-9**	No. **1.30/10** No. **1.30/10N**	
		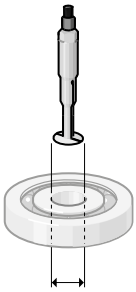 Ø 5-36	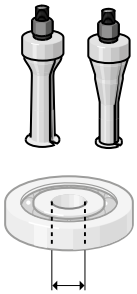 Ø 5-35	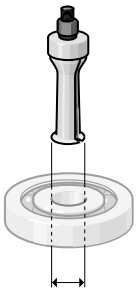 Ø 35-55	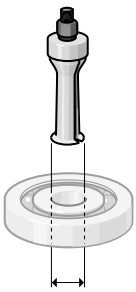 Ø 55-100	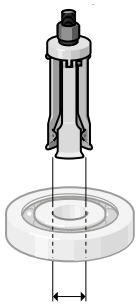 Ø 60-160	
No. **1.35/0**	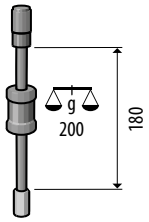 g 200 180	⊕ ⊕	⊕				 No. **1.36/1**
No. **1.35/1**	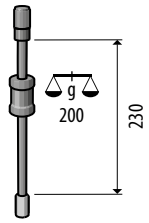 g 200 230	⊕	⊕	⊕			 No. **1.36/2**
No. **1.35/1A**	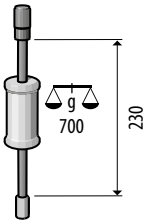 g 700 230		⊕	⊕ ⊕	⊕		 No. **1.36/3**
No. **1.35/2**	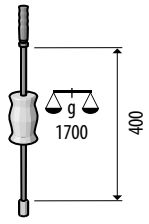 g 1700 400		⊕	⊕ ⊕	⊕ ⊕	⊕	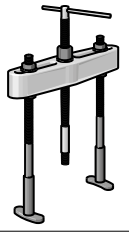 No. **1.36/4**
No. **1.35/3**	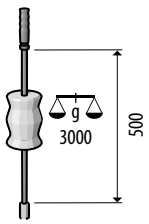 g 3000 500			⊕	⊕	⊕ + Adaptor 135/325-I (Code: 1123750)	

Internal extractors

INTERNAL EXTRACTOR OVERVIEW

In a class of its own due to the precision manufacturing technology



The simple handling method guarantees the fast and uncomplicated withdrawal of ball bearings.

Because of their titanium nitrided coating the surfaces have increased hardness and are provided with better protection.

Force transmission is increased and improved by precise manufacturing accuracy.

The expansion ranges have been increased, thus fewer pullers are necessary for the same overall expansion range.

› with matching counter-stays and sliding hammers

Contents:

› 1.34/10 - 5-piece internal extractor set for closely-fitting ball bearings
› Attractive set arrangement
› Can be used with sliding hammer or counter-support brace



FEATURES MATERIAL

Titanium nitrided surface

› Harder
› More wear-resistant
› Better surface protection
› More heat-resistant
› Fine design
› Fast compensation of temperature differences

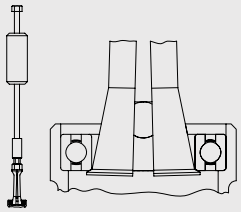

1.34/1 - 1.34/4
INTERNAL EXTRACTOR

› For use with sliding hammer no. 1.35/0 or counter-support brace no. 1.36/1
› Multiple wrench size (11 + 13 mm)



mm	M	kg	Code	No.
5,0-8,5	M10	0.040	1638556	1.34/1
8,0-15,0	M10	0.060	1638564	1.34/2
15,0-25,0	M10	0.080	1638572	1.34/3
25,0-36,0	M10	0.100	1638580	1.34/4

1.34/10
INTERNAL EXTRACTOR SET

5 pieces

› For tightly-fitting ball bearings, bearing races, bushings and shaft seals
› Titanium-nitrided surface
› Multiple wrench size (11 + 13 mm)
› M10 connecting thread
› Operation: The internal extractor is inserted into the bearing and the spindle screwed in. The sharp turned-out shoulders of the pulling shell jaws will press outwards behind the part to be extracted. The counter-support brace or the sliding hammer is then added.
› In plastic case





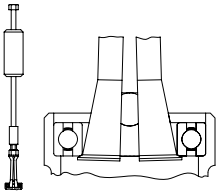

Contents	kg	Code	No.
1 internal extractor 5-8.5 mm, No. 1.34/1 **1 internal extractor 8-15 mm, No. 1.34/2** **1 internal extractor 15-24 mm, No.1.34/3** **1 internal extractor 25-36 mm, No.1.34/4** **1 sliding hammer, No. 1.35/0**	1.3	1638629	1.34/10

1.30/0-9
INTERNAL EXTRACTOR

- For extremely-tightly-packed ball bearings, bearing races, bushings, and shaft seals Simmering®
- Operation: The internal extractor is inserted into the bearing and the spindle screwed in. The sharp turned-out shoulders of the pulling shell jaws will press outwards behind the part to be extracted. The counter-support brace is then added. Both feet must be aligned parallel to the spindle to ensure rigidity.
- The design can vary from the image
- Can be used with either sliding hammer or counter-support brace



○ mm min - max	M	⬢ mm		Sliding hammer	kg	Code	No.
5-8	M10	10	1.36/1	1.35/1A	0.120	8012750	1.30/0
8-12	M10	10	1.36/1	1.35/1A	0.120	8012830	1.30/1
12-15	M10	10	1.36/1	1.35/1A	0.130	8012910	1.30/2
15-19	M10	13	1.36/1	1.35/1A	0.170	8013130	1.30/3
19-25	M10	13	1.36/1	1.35/2	0.200	8013480	1.30/4
25-30	M10	13	1.36/1	1.35/2	0.300	8013560	1.30/4A
30-35	M10	13	1.36/1	1.35/2	0.400	8013640	1.30/5
35-45	M14x1,5	17	1.36/2	1.35/2	0.650	8013720	1.30/6
45-55	M14x1,5	17	1.36/2	1.35/3	0.800	8013800	1.30/7
55-70	M14x1,5	19	1.36/3	1.35/3	1.800	8013990	1.30/8
70-100	M14x1,5	27	1.36/3	1.35/3	3.050	8014020	1.30/9

1.30/N
INTERNAL EXTRACTOR
with reinforced shoulder

- Especially suitable for the safe and trouble-free extraction of needle roller bearings, ball bearings and brass sleeves from crankshafts
- Note: The soulder of the shell jaw must be applied behind the bearing





○ mm	M	⬢ mm	kg	Code	No.
12-14	M10	10	0.170	8013050	1.30/2N
14-19	M10	13	0.170	8013210	1.30/3N

1.35 ›481



1.36 ›481



1.30/10
INTERNAL EXTRACTOR

- Suitable for removing large ball bearings and bearing outer races
- Operation: The extraction jaws are spread by turning the nut. The newly-developed spreading system enables a simple, step-free and time-saving adjustment to the desired diameter to be made. The sharp-edged sections of the extraction jaws seat flush beneath when spread
- Both internal extractors can be used with sliding hammer 1.35/3
- Adapter 135/325-I M16x1,5 G 1/2" (Code 1123750) must also be ordered if sliding hammer 1.35/3 is used.

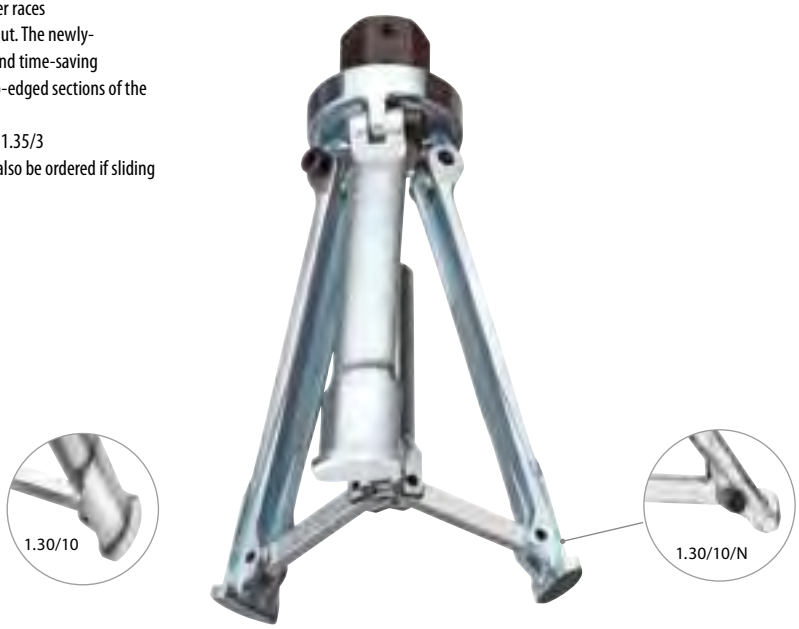

1.30/10

mm	M		mm	a	b	c	d	e	h1	h2	kg	Code	No.
60-160	G 1/2"	1.36/4 1.35/3	36	70	192	33	5	1	213	269	2.312	8014100	1.30/10
60-160	G 1/2"	1.36/4 1.35/3	36	70	187	33	5	6	213	269	2.312	2724804	1.30/10N

130/10
SPARE LEG FOR 1.30/10

- One spare hook including screws
- Suitable for 1.30/10 and 1.30/10N
- Recommendation: In case of a broken hook, all three hooks should be replaced

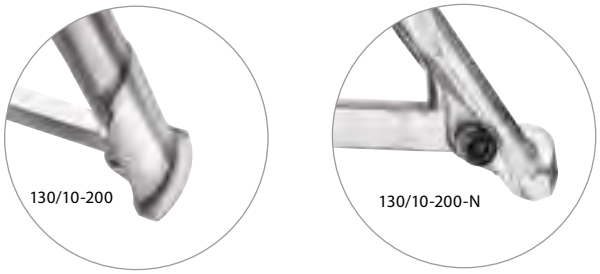

	b	c	d	e	h1	kg	Code	No.
1.30/10 1.30/10N	192	33	5	1	213	0.360	2827565	130/10-200
1.30/10N 1.30/10	187	33	5	6	213	0.360	2827573	130/10-200-N

1.81 ›490



1.35
SLIDING HAMMER

› Suited for the removal of small ball bearings since there is often not enough room for counter-support braces
› Can also be used with threaded inserts no. 1.81


1.35/0


1.35/1A


1.35/1


1.35/2


1.35/3

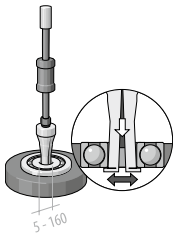

for internal extractors	M	with adaptor	mm	mm	Sliding surface	Impact weight in g	kg	Code	No.
1.34/1 - 1.34/4	M10	-	13	230	160	200	0.400	1958062	1.35/0
1.30/0 - 1.30/5 **1.34/1 - 1.34/4**	M10	-	13	270	200	200	0.450	8016070	1.35/1
1.30/0 - 1.30/7	M10	M 14x1,5	13	270	200	700	0.950	1958070	1.35/1A
1.30/0 - 1.30/9	M 14x1,5	M10	24	520	340	1700	3.030	8039010	1.35/2
1.30/6 - 1.30/10	M 14x1,5	-	24	620	440	3000	4.200	1958089	1.35/3

1.36
COUNTER-SUPPORT BRACE

› Operation: The counter-support brace is placed on the housing and the spindle screwed onto the spindle of the internal extractor. The toggle is held firmly, and the bearing extracted by tightening the nut.


1.36/1 - 1.36/3


1.36/4

for internal extractors	M	mm	kg	Code	No.
1.30/0 - 1.30/5 **1.34/1 - 1.34/4**	M10	27	0.750	8016580	1.36/1
1.30/6 - 1.30/7	M14x1,5	32	1.650	8016660	1.36/2
1.30/8 - 1.30/9	M14x1,5	32	3.000	8016740	1.36/3
1.30/10	G 1/2"	36	7.600	8016820	1.36/4

1.37/2
CYLINDER LINER PULLER
complete with support brace

- Wet heavy-vehicle (e.g. Mercedes Benz, MAN) cylinder liners, automobile and stationary-engine liners, and other parts may be extracted using this puller
- Operation: The spindle of the counter-support brace is screwed into the clamping nut of the puller, and the puller inserted into the liner. The counter-support brace is placed on to the cylinder block. Due to the newly-developed spreading system, when the spindle is turned, all three jaws spread quickly and without difficulty, until they are firmly seated beneath the edge of the liner. Then the nut of the counter-support brace is tightened.



mm	M	mm	kg	Code	No.
60-160	G 1/2"	36	6.8	8017200	1.37/2

1100-1.30
INTERNAL EXTRACTOR SET
in L-BOXX® 136, 7 pieces

- For Ø 12 - 35 mm
- For extremely-tightly-packed ball bearings, bearing races, bushings, and shaft seals Simmering®
- Sliding hammer 1.7 kg and counter-support brace
- 1100 CT2-1.30 to retrofit existing L-BOXX®es 136
- With Check-Tool insert for quick check of completeness
- As tools are fully sunk in the foam, the equipped insert can be stacked
- Insert for use in drawers with min. dimensions 400 x 310 x 60 mm



1100 CT2-1.30



1100-1.30

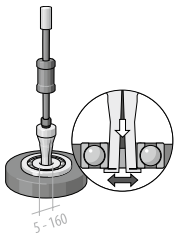

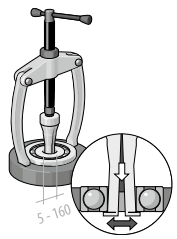

Contents	kg	Code	No.
1.30/2 **1.30/3** **1.30/4** **1.30/4A** **1.30/5** **1.36/1** **1.35/2** **+ 1100 L**	7.2	2836041	1100-1.30

Contents	kg	Code	No.
1.30/2 **1.30/3** **1.30/4** **1.30/4A** **1.30/5** **1.36/1** **1.35/2**	5.0	2836025	1100 CT2-1.30

Description	kg	Code	No.
Foam insert 2/2 L-BOXX 136, empty	0.200	2836033	EI-1100 CT2-1.30

1.31
INTERNAL EXTRACTOR SET

› Sets comprise the most used extractor sizes for the removal of ball bearings, bearing races, bushings, shaft seals, etc.
› In handy sheet metal case



1.31/0



1.31/2

Contents	kg	Code	No.
4 internal extractors 12-30 mm, No. 1.30/2 /3 /4 /4A **1 counter-support brace No. 1.36/1**	2.6	8014530	1.31/0
6 internal extractors 12-46 mm, No. 1.30/2 - /6 **2 counter-support braces No. 1.36/1 - /2**	6.4	8014610	1.31/1
8 internal extractors 12-70 mm, No. 1.30/2 - /8 **2 counter-support braces No. 1.36/1 - /2**	9.2	8014880	1.31/2

1.32
SET OF INTERNAL AND EXTERNAL EXTRACTORS

› The handy sheet metal case comprises internal extractors, support braces, pulling chucks, external extractors and stud extractors



1.32/1



1.32/2



1.32/2

Contents	kg	Code	No.
6 internal extractors 12-46 mm No. 1.30/2 - /6 **2 counter-support braces No. 1.36/1 - /2** **1 puller with extra slim legs No. 1.19/0XS** **1 battery-terminal puller No. 1.12/02** **1 puller, 2-arm pattern, No. 1.06/1**	10.4	8015260	1.32/1

Contents	kg	Code	No.
8 internal extractors 12-70 mm No. 1.30/2 - /8 **2 counter-support braces No. 1.36/1 - /2** **1 puller with extra slim legs No. 1.19/0XS** **1 battery-terminal puller No. 1.12/02** **2 pullers, 2-arm pattern, No. 1.06/1 1.06/2** **1 stud extractor No. 1.28/1**	19.0	8015340	1.32/2

Wheel-hub Pullers

1.60
WHEEL-HUB PULLER

for cars and trucks

- For wheel stud circles from 80 up to 225 mm
- Easy to use
- Upgradeable with hydraulic spindle no. 1.06/HSP2
- No. 1.60/H = Spare leg



No. of legs		optional	kg	Code	No.
3	G 3/4 x 200	1.06/HSP2	4.3	8024840	1.60/3
4	G 3/4 x 200	1.06/HSP2	4.8	8110840	1.60/4
5	G 3/4 x 200	1.06/HSP2	5.3	8024920	1.60/5

Description	kg	Code	No.
Spare leg	0.5	8110920	1.60/H

1.61
WHEEL-HUB PULLER

for cars and trucks

- For wheel stud circles up to 250 mm
- With wheel stud protection using rotating nut apertures that always lie flat to the hub for Ø 22 mm and suitable reduction bushing Ø 14 and 18 mm
- Easy to use
- Upgradeable with hydraulic spindle no. 1.06/HSP2
- No. 1.61/H = Spare leg



No. of legs		optional	kg	Code	No.
3	G 3/4 x 200	1.06/HSP2	4.6	8111060	1.61/3
4	G 3/4 x 200	1.06/HSP2	5.2	8111140	1.61/4
5	G 3/4 x 200	1.06/HSP2	5.8	8025300	1.61/5

Description	kg	Code	No.
Spare leg	0.6	8111220	1.61/H

1.62
WHEEL-HUB PULLER

for trucks

- For wheel stud circles from 150 up to 350 mm
- With wheel stud protection using rotating nut apertures that always lie flat to the hub for Ø 22 mm and suitable reduction bushing Ø 14 and 18 mm
- This tool may also be used with the hydraulic aid without requiring a reduction bushing
- Upgradeable with hydraulic spindle no. 1.06/HSP3
- No. 1.61/H = Spare leg



No. of legs		mm	optional	kg	Code	No.
8	G 1 x 310	36	1.06/HSP3	12.6	8026030	1.62/8

Description	kg	Code	No.
Spare leg	0.6	8111220	1.61/H

1.50 ›467



1.06/HSP ›451



Ball joint pullers

BALL JOINT PULLER 1.73

Partner to rely on for your vehicle

› Using the spindle, the ball joint puller is brought up to the required clamping height.

› The set bolt applies that force needed to press out the ball joint. To withstand a load like this, the thread is rolled followed by hardening and tempering the spindle.

› Body and lever of the 1.73 ball joint puller are drop-forged from 31CrV3 tempering steel and then hardened and tempered. In this way, the two major parts acquire the needed hardness and stability.

› Article 1.73 comes in two sizes which together with their dimensions cover the most common pressure/force situations.
› Other dimensions are covered by articles 1.72 and 1.74 - the compact 1.72 can be made use of, for instance, in extremely tights spots.

SAFETY-RELEVANT

› Forces amounting to several tons in weight act on the puller during the extracting operation! Drop-forged components "announce" possible overloading by bending. This is due to the fibre course of the material during forging permitting a certain flexibility of the components ahead of fracturing - an extremely "healthy" property, in fact !

1.72
BALL JOINT PULLER

› For the simple and damage-free removal of ball pins on track rods and push rods



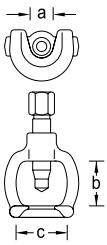

a	b	c		mm	kg	Code	No.
18	35	40	M 14x1,5 x 50	17	0.300	8030300	1.72/1
23	45	50	M 14x1,5 x 50	17	0.400	8030490	1.72/2
27	56	60	M 18x1,5 x 80	19	0.700	8030570	1.72/3
37	78	75	G 1/2 x 110	22	1.650	8030650	1.72/4
40	80	80	G 1/2 x 140	22	2.160	2183323	1.72/4A
46	100	90	G 3/4 x 160	27	2.780	2183331	1.72/5A

1.73
UNIVERSAL BALL JOINT PULLER

› For removing ball joints on cars and trucks





mm	Clamping height	Fork depth	kg	Code	No.
23	65	24	0.730	8030810	1.73/1
32	85	28	2.520	8033240	1.73/3

1.74
UNIVERSAL BALL JOINT PULLER

› For removing the ball joint journals on track rods, stabilizers, etc.
› Simple operation due to slender lower part and 2-stage lever position



1.74/1



1.74/2

mm	Clamping height	Fork depth	kg	Code	No.
20	12-50	35	1.370	8085200	1.74/1
20	50-80	35	1.740	8085390	1.74/2

Oil filter hook

1.75/1
OIL FILTER HOOK

3/8" 1/2"

3-arm pattern

- For removing firmly seated oil filters and granulate cartridges of compressed air dryers with right-handed thread, e.g. Mercedes Benz, MAN
- With 3/8" female square drive and adaptor 17 mm external



mm	kg	Code	No.
60-120	0.650	8117420	1.75/1

1.76/1
CARTRIDGE SPANNER

12,5 1/2"

3-arm pattern

- Especially suitable for removing firmly seated granulate cartridges of compressed air dryers on HGV, with right-handed or left-handed thread
- Great clamping reach (from 95 to 165 mm)
- The GEDORE cartridge spanner is also usable as oil filter key
- Zinc-plated
- Drive 1/2"



mm	▢"	▢	kg	Code	No.
95-165	1/2	12.5	1.420	1523651	1.76/1

Special Automotive Tools

1.64
DRIVE SHAFT PULLER

- Suitable for drive shafts with 4 or 5 apertures
- For wheel stud circles 100-155 mm with 6 mm screws
- For tapped holes up to max. M14
- **Operation:** The puller is attached to the drive shaft flange using the nuts of the wheel bolts. By striking the spindle head with the sliding hammer, the shaft may be removed easily and without damage.



Ø	kg	Code	No.
100-155	4.5	8026700	1.64/1

1.65
PULLING FLANGE

heavy-duty pattern

- For wheels and discs with tapped holes up to M16
- The flange is fitted with slots for hole pitches of 180, 120, and 90 degrees
- Additional holes may be drilled to render the flange suitable for other pitches and aperture diameters
- A very sturdy model for heavy parts and the highest requirements



	kg	Code	No.
G 1.1/4 x 270	16.0	8027000	1.65/1

1.66
PULLING FLANGE

- For wheels and discs with tapped holes up to M10
- The flange is fitted with slots for hole pitches of 180 and 120 degrees
- No. 1.66/1 plate and spindle without hooks
- No. 1.66/11 with one pair each of long (135 mm) and short (85 mm) hooks and a protective cap for the thread of the steering column



Clamping reach		mm	kg	Code	No.
35-80	M 12 x 110	14	0.7	8027510	1.66/1
35-80	M 12 x 110	14	1.1	8027780	1.66/11

1.67
STEERING-WHEEL PULLER

for cars

- Contains 1 pair of short legs, 1 pair of long legs, and a protective cap for the thread of the steering column



Clamping reach	Leg length up to		mm	kg	Code	No.
35-90	135	M 14x1,5 x 150	17	0.9	8028240	1.67/1

1.68
STEERING-WHEEL PULLER

- Featuring 1 pulling ring each with 100 mm and 150 mm diameter for 3-spoke and 4-spoke steering wheels
- To protect the steering-wheels, the pulling rings are fitted with sliding rubber sleeves



Leg length		mm	kg	Code	No.
120	M 18 x 170	19	2.0	8028750	1.68/1

1.70
DISMANTLING AND ASSEMBLY FORK

- For fast removal of track rod and push rod ends, steering arms, and other steering parts
- Also suitable for removing shock absorbers and other separating and dismantling work
- The forks are suitable for use in the most confined spaces
- Hammer blows on the handle ends are used to separate the parts



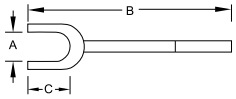

A	B	C	kg	Code	No.
18	340	80	0.8	8029210	1.70/1
23	340	80	0.9	8029480	1.70/2
29	350	90	1.1	8029560	1.70/3
40	350	90	1.2	8029640	1.70/4
45	355	95	1.2	8085040	1.70/5

Track alignment gauge

3.01
TRACK ALIGNMENT GAUGE

- For inside measurement
- With simple, telescopic length adjustment
- Immediate track-difference readings may be taken from the millimetre scale
- Extensive measurement range from 835 to 1500 mm, and with extensions up to 2100 mm
- Track difference measurable from 0-35 mm
- Notes on Use: The vehicle to be tested must be standing on level ground. The front wheels must be set for running straight ahead and have the same tyre pressure. The play in the steering linkage must be removed by pressing the front wheels apart. The track alignment gauge must be set roughly at the axle centre-line between the front tyres in such a manner that the two chain ends contact the ground. The scale is set a "0". The car is allowed to roll forward approx. one half turn of the wheel, until the chain ends again contact the ground. The track difference may then be read off on the scale.



Description	Measurement range mm	kg	Code	No.
Track alignment gauge 835-1500 mm	835-1.500	1.900	8033080	3.01
Extension for track alignment gauge 1500-2100 mm	1.500-2.100	0.570	8033160	3.01/V

Spring compressor

1.78/S
SAFETY COIL SPRING COMPRESSOR

- For the safe installation and removal of coil springs with a diameter of 110-180 mm
- **Safety note:** When the spindles are tightened evenly, the clamping heads grip the coils tightly, rendering sideways slip impossible
- VPA-GS-tested safety



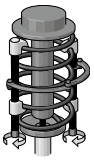

Clamping reach	kg	Code	No.
240	2.2	8031380	1.78/S2
340	2.6	8031460	1.78/S3

1.78/P
UNIVERSAL COIL SPRING COMPRESSOR

- For MacPherson suspension strut and transverse link axles with spring diameters of 110-180 mm
- The hooks are drop forged
- The wide support rests are matched to the coil spring pitch
- VPA-GS-tested safety
- PK = with plastic cap


1.78/P1


1.78/PK1

Clamping reach	max. t	kg	Code	No.
240	3.5	2.6	8111300	1.78/P1
240	3.5	2.5	8031030	1.78/PK1

1.79
SPRING SPREADER

- Especially designed for VAG exhaust installations, where the pipe is not held by bolts to the exhaust manifold, but clamped on using springs



kg	Code	No.
0.4	8112540	1.79/1

1.91
TYRE REMOVING TOOL

- For breaking the adhesion between truck tyres and wheel rims



⇤ mm ⇥	kg	Code	No.
300	2.0	8032270	1.91

Accessories

1.26
NUT SPLITTER

- For splitting jammed or stripped nuts without damaging the bolt thread
- Suitable for nuts up to property class 6
- With chisel stopper



for nuts		mm	kg	Code	No.
10-17 mm, M6-M10	M 14x1,5 x 37	17	0.270	8009880	1.26/1
17-24 mm, M10-M16	M 14x1,5 x 37	17	0.300	8009610	1.26/2
24-36 mm, M16-M24	M 22x1,5 x 70	24	1.130	8010030	1.26/3

Description	kg	Code	No.
Spare chisel for 1.26/1 + /2	0.040	2017016	1.26/M1
Spare chisel for 1.26/3	0.050	2017024	1.26/M3

1.26/HYD
NUT SPLITTER
hydraulic

- With strong chisel, additionally induction hardened
- At the cutting edge for breakage resistance
- The chamfer at the chisel's edge improves the splitting effect and prevents breakage
- With smooth chisel function
- Channel walls rolled, thus mirror-smooth and wear resistant
- For nuts up to property class 10
- Chisel replaceable



1.26/1 HYD



1.26/2 HYD

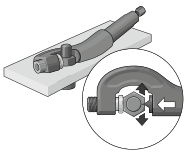

for nuts	mm	max. t	kg	Code	No.
7-22 mm, M4-M14	12	5.0	0.800	8009450	1.26/1 HYD
22-36 mm, M14-M24	12	13.0	3.400	8009530	1.26/2 HYD

Description	kg	Code	No.
Spare chisel for 1.26/1 HYD	0.020	2018586	1.26/M1 HYD
Spare chisel for 1.26/2 HYD	0.112	2043920	1.26/M2 HYD

1.26/K
NUT SPLITTER SET

- For nuts from size 10 mm (M6) to size 36 mm (M24), including spare chisel
- With chisel stopper
- In plastic case with Check-Tool insert



Contents	kg	Code	No.
1 nut splitter 10-17 mm, M6-M10, No. 1.26/1 **1 nut splitter 17-24 mm, M10-M16, No. 1.26/2** **1 nut splitter 24-36 mm, M16-M24, No. 1.26/3** **1 spare chisel for 1.26/1 + /2, No. 1.26/M1** **1 spare chisel for 1.26/3, No. 1.26/M3**	2.460	2017008	1.26/K-3

1.28
STUD EXTRACTOR

- For removing damaged studs with right-handed or left-handed thread
- Even suitable for extremely short stud ends



1.28/1 - 1.28/3



1.28/4

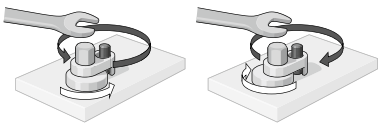

Ø-Stud	mm	kg	Code	No.
6-13	19	0.230	8010620	1.28/1
8-19	19	0.300	8010700	1.28/2
19-25	19	0.400	8010890	1.28/3
5-26	19	0.600	1465031	1.28/4

1.90
FLANGE SEPARATORS
(pair)

- For separating DIN standard flanges on pipes when changing seals and doing maintenance work
- For Ø 80-250 mm and screw threads M16-M24
- Use: Always use the separators in pairs and attach them to opposite sides of the flange. When the two spindles are turned alternately, the flanges will be separated from one another evenly. When the spindles are turned back alternately, this guarantees a perfect fitting of the flanges in their original position. Always use in pairs! Press in opposite directions at 180°!



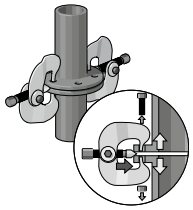

Ø	for screw threads	kg	Code	No.
80-250	M16 - M24	5.5	1596403	1.90/1

1.81/1 + 2
SET OF THREADED INSERTS
for 1-hole uses



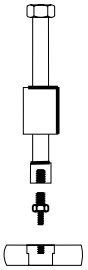

- The threaded inserts make the removal of threaded caps, for example, possible, when these possess one threaded hole
- No. 1.81/1: For sliding hammers 1.35/1, 1.35/2, counter-support brace 1.36/1
- No. 1.81/2: For sliding hammers 1.35/2, 1.36/2, counter-support brace 1.36/3

Connecting thread M	kg	Code	No.
M10 - M4	0.340	1120727	1.81/1
M10 - M5			
M10 - M6			
M10 - M8			
M10 - M10			
M10 - M12			

Connecting thread M	kg	Code	No.
M14x1,5 - M8	0.490	1120743	1.81/2
M14x1,5 - M10			
M14x1,5 - M12			
M14x1,5 - M14			
M14x1,5 - M16			
M14x1,5 - M18			

1.81/10 + 20
SET OF THREADED INSERTS
for 1-hole and 2-hole uses, 2 each



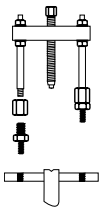

- The threaded inserts make the removal of threaded caps, for example, possible, when these possess one or two threaded holes
- No. 1.81/10: For separator puller 1.38/0, 1.38/1
- No. 1.81/20: For separator puller 1.38/2

Connecting thread M	kg	Code	No.
M10 - M4	0.670	1120735	1.81/10
M10 - M5			
M10 - M6			
M10 - M8			
M10 - M10			
M10 - M12			

Connecting thread M	kg	Code	No.
M14x1,5 - M8	1.222	1120751	1.81/20
M14x1,5 - M10			
M14x1,5 - M12			
M14x1,5 - M14			
M14x1,5 - M16			
M14x1,5 - M18			

1.81/K
SET OF THREADED INSERTS
for 1-hole uses



1.81/K-1



1.81/K-12

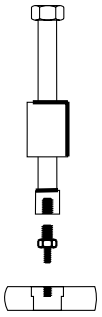

- The threaded inserts make the removal of threaded caps, for example, possible, when these possess one threaded hole
- No. 1.81/K-1: With sliding hammer 1.35/1, rod 230 mm and impact weight 200 g
- No. 1.81/K-12: With sliding hammer 1.35/1A, rod 230 mm and impact weight 700 g, adaptor M14x1,5
- In robust plastic case, 275 x 229 x 83 mm

Connecting thread M	kg	Code	No.
M10 - M4	1.000	1936549	1.81/K-1
M10 - M5			
M10 - M6			
M10 - M8			
M10 - M10			
M10 - M12			

Connecting thread M	kg	Code	No.
M10 - M4	1.830	1936557	1.81/K-12
M10 - M5			
M10 - M6			
M10 - M8			
M10 - M10			
M10 - M12			
M14x1,5 - M14			
M14x1,5 - M16			
M14x1,5 - M18			

Add-on systems

1.18/1.19
PULLER SET



- This perforated panel offers place for 12 pullers of the series 1.18 and 1.19
- For clamping depths up to Ø 200 mm and clamping reach up to 200 mm
- Delivery includes perforated panel

Contents		kg	Code	No.
2-arm Puller **1.18/1 1.18/2 1.18/3** **3-arm Puller** **1.19/1 1.19/2 1.19/3**	**2-arm-Fan puller** **1.18/0 1.18/01 1.18/02** **3-arm Fan puller** **1.19/0 1.19/01 1.19/02**	21.0	1824007	1.18/1.19

2.10
AUTOMOBILE WORKSHOP SET

Add-on system



- 2- and 3-arm puller set
- Clearly arranged module system
- Everything at hand on perforated wall-board

Contents		kg	Code	No.
1 cross-beam, 2-arm pattern 140 mm, No. 106/103 **1 cross-beam, 3-arm pattern 140 mm, No. 107/103** **1 spindle 17 mm, M14x1.5, 140 mm, No. 1.1406140** **3 pulling legs 100 mm, No. 106/A-100-N** **3 pulling legs slim pattern 100 mm, No. 106/A-100-S**	**1 battery-terminal puller, 2-arm pattern 60x40 mm, No. 1.12/02** **1 nut splitter 17-24 mm, M10-M16, No. 1.26/2** **1 stud extractor 8-19 mm, No. 1.28/2** **1 dismantling and assembly fork 23 mm, No. 1.70/2** **1 universal ball joint puller 65x23 mm, No. 1.73/1** **1 oil filter hook 3-arm pattern 60-120 mm, No. 1.75/1**	13.3	1088696	2.10

2.20
TRUCK WORKSHOP SET

Add-on system



- 2- and 3-arm puller set incl. separator
- Clearly arranged module system
- For clamping depths up to Ø 200 mm external, Ø 260 mm internal, and clamping reach up to 300 mm
- With this set, you will be able to assemble 12 of the usual versions including hydraulic spindle, in seconds
- 2-arm cross-beams with scale for uniform adjustment of the puller legs. Allows centred pulling, with optimised application of force, even when extremely high pulling forces are required
- Everything at hand on perforated wall-board

Contents	kg	Code	No.	No.
1 cross-beam, 2-arm pattern 260 mm, No. 106/2A03 **1 cross-beam, 3-arm pattern 260 mm, No. 107/2A03** **1 spindle 22 mm, G 1/2", 210 mm, No. 1.2106210** **1 hydraulic pressure spindle 10 t, No. 1.06/HSP1**	**3 pulling legs 150 mm, No. 106/B-150-N** **3 pulling legs slim pattern 220 mm, No. 106/B-220-S** **3 pulling legs slim pattern 220 mm, No. 106/B-220-S** **1 bearing separator 22-115 mm, No. 1.40/2**	23,3	1088718	2.20

MANUFACTURING PROCESS OF A 2-ARM 1.06 PULLER

CROSS-BEAM

1



Blank
from hard and tempered steel cut from the bar.

2



"Pre-upsetting"
Mighty hammer blows drop-forge the cut-to-length forging into the hot "pre-form".

3



Rough-forging
Powerful drop-hammer blows contour the cross-beam in the first die-sinking.

4



Final forging
The cross-beam obtains its ultimate shape in the second die-sinking.

5



De-burring
Excess burr is removed under an eccentric press.

6



Forged blank
Ready for further processing and finishing.

7



Calibrating
The width of the leg guide is calibrated and sand-blasted. Important for the following operations.

8



Grinding
Grinding the cross-beam on all sides.

9



Milling the leg guide
The height of the leg guide is milled to size.

10



Drilling
Tapped hole is drilled.

11



Cutting
The thread for the spindle is cut.

12



Zinc-plating
Electro-galvanized for corrosion protection.

13



Stamping
Manufacturer and Item No. are stamped on in a permanent fashion.

14



Lasering
The check-tool marking is lasered.

SPINDLE

1



Blank
from hard and tempered steel cut from the bar.

2



Turning + drilling
Turn the spindle to measure and the drill hole for the spindle tip is inserted.

3



Rolling
The fine thread is rolled.

4



Nitro-carburating
Edge-layer hardening of the thread. The spindle is toughened at the edge and thus resistant to wear. The core remains "soft" and flexible and resiliently absorbs any stresses arising.

5



Riveting
Either the firm spindle tip is permanently riveted or the replaceable spindle tip inserted.

In line with the requirement, we hot-form the ideal steel for each puller sub-assembly.

CLAMPING PARTS

1

Blank
made of hard and tempered steel and cut to size from the bar.

2

Upsetting
Mighty hammer blows drop-forge the cut-to-length forging into the hot "pre-form".

3

Rough-forging
Powerful drop-hammer blows contour the clamping parts in the first die-sinking.

4

Final forging
The clamping parts obtain their ultimate shape in the second die-sinking.

5

Hot de-burring
Still hot excess burr is removed under an eccentric press.

6

Forged blank
Ready for further processing and finishing.

7

Calibrating
The clamping part is calibrated and sand-blasted.

8

Perforating
The two holes for connection with the leg are cold-holed.

9

Zinc-plating
Electro-galvanizing protects the clamping part from corrosion.

10
Mounting
A pin and a screw and/or the quick-release clamp are for connecting two clamping parts to the leg.



LEGS

1

Blank
made of 31CrV3 and cut to size from the bar.

2

Forging
Hot, drop-forged.

3

De-burring
Excess burr is removed under an eccentric press.

4

Calibrating
The leg is calibrated and sand-blasted.

5

Drilling
The holes for the clamps are drilled.

6

Milling
Milling provides the leg base with its optimum form.

7

Tempering
A special thermal treatment involving inert gas gives the leg its extreme hardness and toughness. Hardening ensures the required hardness and the annealing which follows imparts that toughness to the legs. Hardening and annealing together are referred to as tempering.

8

Sand-blasting
Sand-blasting is made use of to clean the surface before processing continues.

9

Zinc-plating
Electro-galvanizing protects the leg from corrosion.

10

Pressing-in
The connecting pin for the two clamping parts is pressed in.



2.30
INDUSTRIAL PULLING SET

Add-on system



- 2- and 3-arm puller set
- For the assembly of the tried and tested 1.06 and 1.07 versions
- For clamping depths up to Ø 200 mm external, Ø 260 mm internal, and clamping reach up to 150 mm
- 2-arm cross-beams with scale for uniform adjustment of the puller legs. Allows centred pulling, with optimised application of force, even when extremely high pulling forces are required
- Using this set, you will be able to assemble 12 of the usual versions with high-speed clamping legs, including hydraulic spindle, in seconds
- Everything at hand on perforated wall-board

Contents		kg	Code	No.
1 cross-beam, 2-arm pattern 140 mm, No. 106/103 **1 cross-beam, 2-arm pattern 180 mm, No. 106/1A03** **1 cross-beam, 2-arm pattern 220 mm, No. 106/203** **1 cross-beam, 2-arm pattern 260 mm, No. 106/2A03** **1 cross-beam, 3-arm pattern 140 mm, No. 107/103** **1 cross-beam, 3-arm pattern 180 mm, No. 107/1A03** **1 cross-beam, 3-arm pattern 220 mm, No. 107/203** **1 cross-beam, 3-arm pattern 260 mm, No. 107/2A03**	**1 spindle 17 mm, M14x1.5, 140 mm, No. 1.1406140** **1 spindle 22 mm, G 1/2", 210 mm, No. 1.2106210** **1 hydraulic pressure spindle 10 t, No. 1.06/HSP1** **3 quick-release pulling legs 100 mm, No. 106/A-100-E** **3 quick-release pulling legs 150 mm, No. 106/B-150-E**	19.4	1393014	2.30

2.30-B
INDUSTRIAL PULLING SET WITH LEG BRAKE

Add-on system



- 2- and 3-arm puller set
- For the assembly of the tried and tested 1.06 and 1.07 versions
- For clamping depths up to Ø 210 mm external as well Ø 260 mm internal, and clamping reach up to 150 mm
- With this set, you will be able to assemble 12 of the usual versions with high-speed clamping legs, including hydraulic spindle, in seconds
- 2-arm cross-beams with scale for uniform adjustment of the puller legs. Allows centred pulling, with optimised application of force, even when extremely high pulling forces are required
- Leg brake prevents unintentional leg slipping. The leg can be slid along the cross-beam at the push of a button
- Everything at hand on perforated wall-board

Contents		kg	Code	No.
1 cross-beam, 2-arm pattern 140 mm, No. 106/103 **1 cross-beam, 2-arm pattern 180 mm, No. 106/1A03** **1 cross-beam, 2-arm pattern 220 mm, No. 106/203** **1 cross-beam, 2-arm pattern 260 mm, No. 106/2A03** **1 cross-beam, 3-arm pattern 140 mm, No. 107/103** **1 cross-beam, 3-arm pattern 180 mm, No. 107/1A03** **1 cross-beam, 3-arm pattern 220 mm, No. 107/203** **1 cross-beam, 3-arm pattern 260 mm, No. 107/2A03**	**1 spindle 17 mm, M14x1.5, 140 mm, No. 1.1406140** **1 spindle 22 mm, G 1/2", 210 mm, No. 1.2106210** **1 hydraulic pressure spindle 10 t, No. 1.06/HSP1** **3 pulling legs, all steel, leg brake 100 mm, No. 106/A-100-B** **3 pulling legs, all steel, leg brake 150 mm, No. 106/B-150-B**	19.4	2017032	2.30-B

2.40
PULLING SET FOR CONSTRUC-TION MACHINES

Add-on system



- 2- and 3-arm puller set
- For the assembly of the robust and handy strap-pattern pulling tools 1.14 and 1.15
- For clamping depths up to Ø 280 mm and clamping reach up to 390 mm
- With this set, you will be able to assemble 10 of the usual flexible strap-pattern pulling tools from the range 1.14/1.15, including the new hydraulic spindle
- Everything at hand on perforated wall-board

Inhalt		kg	Code	No.
1 head 2-arm pattern No. 114/204 **1 head 2-arm pattern No. 114/304** **1 head 3-arm pattern No. 115/204** **1 head 3-arm pattern No. 115/304** **1 spindle 19 mm, M18x1.5, 200 mm, No. 1.1806200** **1 spindle 22 mm, G 1/2", 250 mm, No. 1.2106250**	**1 hydraulic pressure spindle 10 t, No. 1.06/HSP1** **3 pulling legs 210 mm, No. 114/201** **3 pulling legs 260 mm, No. 114/301** **3 pulling legs 390 mm, No. 114/401** **6 straps No. 114/208** **12 straps No. 114/308**	24,3	1393030	2.40

2.50
SET OF INTERNAL AND EXTERNAL EXTRACTORS

- Suitable for various applications of external or internal extraction
- Internal extractors for bores with Ø 5 - 55 mm. To use in connection with sliding hammer or counter-support braces
- External extractors with various clamping depths up to 130 mm
- Separators and pullers incl. extension rods, ideal for removing tightly-seated or thin-walled parts for outer diameter 5 - 115 mm
- Everything at hand on perforated wall-board



Contents	kg	Code	No.
1 internal extractor 5-8 mm, No. 1.30/0	29.0	2017040	2.50
1 internal extractor 8-12 mm, No. 1.30/1			
1 internal extractor 12-15 mm, No. 1.30/2			
1 internal extractor 15-19 mm, No. 1.30/3			
1 internal extractor 19-25 mm, No. 1.30/4			
1 internal extractor 25-30 mm, No. 1.30/4A			
1 internal extractor 30-35 mm, No. 1.30/5			
1 internal extractor 35-45 mm, No. 1.30/6			
1 internal extractor 45-55 mm, No. 1.30/7			
1 sliding hammer 230 mm, 700 g, No. 1.35/1A			
1 sliding hammer 500 mm, 1,7 kg, No. 1.35/2			
1 counter-support brace for 1.30/0 - 1.30/5, No. 1.36/1			
1 counter-support brace for 1.30/6 - 1.30/7, No. 1.36/2			
1 universal puller HIGH POWER 2-arm pattern 130x100 mm, No. 1.04/HP1A			
1 battery-terminal puller, 3-arm pattern 70x80 mm, No. 1.13/00			
1 puller 80x85 mm, No. 1.23/1S			
1 separator puller 40-120 mm, No. 1.38/0			
1 separator puller 70-215 mm, No. 1.38/2			
1 extension rod M10, No. 1.38/AV			
1 extension rod M14x1.5, No. 1.38/CV			
1 bearing separator 5-60 mm, No. 1.40/0			
1 bearing separator 22-115 mm, No. 1.40/2			

INDIVIDUAL WALL-BOARDS AVAILABLE ON REQUEST!

SAFETY NOTES PULLERS

- Read the operating instructions!
- Use only original spare parts and accessories for your GEDORE puller. Never use worn, modified or defective spare parts or accessories.
- Wear goggles and protective clothing when working. For added safety, use the GEDORE safety cover 5.10!
- Before pulling, ensure that the legs are in contact with the part to be pulled and are firmly tightened so that the spindle operates centrally along the axis of the puller.
- Attention! When using a puller, forces of up to several tons are generated! Take care to ensure that the puller is correctly positioned and is vertical to the component being pulled.
- Do not use electric or pneumatic power or percussion drivers.

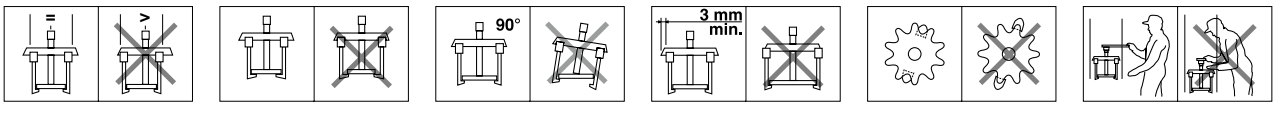


25
GEDORE
ROTBAND-PLUS

HAMMERS / STRIKING TOOLS

ENGINEERS' HAMMERS
› 503



CLUB HAMMERS
› 508



SLEDGE HAMMERS
› 510



BRICKLAYER'S HAMMERS
› 513



CARPENTER'S HAMMERS
› 513



HAMMERS MISCELLANEOUS
› 514



RECOILLESS HAMMERS
› 515



SAFETY HAMMERS / WOODEN / COPPER / LEAD HAMMERS
› 516



FORGING TOOLS
› 519



CHISELS
› 520



DRIFT / CENTRE / PIN PUNCHES / SETS
› 524



BENDING BARS / PRYBARS / NAIL LIFTER / CROWBARS
› 528



SAFETY
BEAT BY BEAT



For Rough Work and Precision Alike

Large selection of hammers
- From the tile hammer, recoilless hammer, forging tool and engineer's hammer through to the sledge hammer
- Top-grade industrial quality for the hardest of continuous uses
- Available singly or in practical sets
- Customised manufacturing and types on request

Large selection including chisels, center punches and drift punches
- With optional hand guard
- Also available in the range/set
- Precisely hardened and annealed - long service life



Top quality - everything from a single source
- The base is made up of stringently controlled quality steel and meticulously selected wood
- Experienced and reliable specialists vouch for precision-like processing
- Hammer head and shaft (up to 400 mm) are made in GEDORE's own production facilities in Germany
- Stringent quality checks after each production step ensure a constantly high level

ROTBAND-PLUS system - dependability under extreme loading

- Hammers utilise the patented ROTBAND-PLUS securing system - "no losing of heads" as a result
- The ideal aid for site work
- Models with extra inductively tempered edges of the faces



GEDORE hammers and GEDORE chisels - An alliance for safe working

Considerable forces are liberated on hammer face and chisel head impacting on each other.

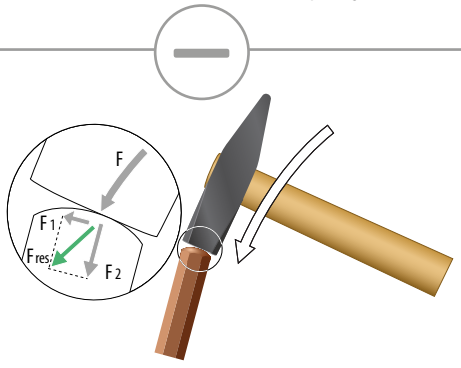

GEDORE hammers and chisels are optimally adapted to each other. Their regulation-compliant geometrical shape diverts the bulk of the forces raised towards the chisel tip.

GEDORE

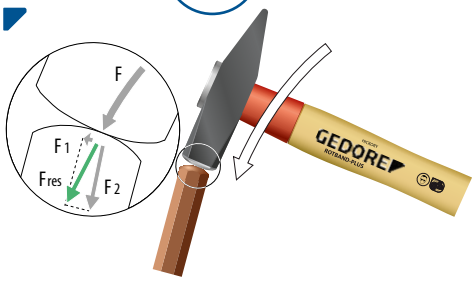

In the case of hammers and chisels which are not ground in a regulation-compliant manner, most of the force raised is not transferred to the chisel tip and can, as a result, give rise to serious injuries.

		ROTBAND-PLUS	hickory	ash	tubular steel	fibreglass	plastic	rubber with steel tube	inductive	g	
	600 E	●	○	●	○	○	○	○	○	100 – 2000	○
	600 H	●	●	○	○	○	○	○	○	100 – 2000	○
	600 IH	●	●	○	○	○	○	○	●	200 – 2000	○
	4 E	○	○	●	○	○	○	○	○	50 – 2000	○
	4 H	○	●	○	○	○	○	○	○	50 – 2000	○
	4 K	○	○	○	○	○	●	○	○	200 – 1000	○
	500 F	○	○	○	○	●	○	○	○	200 – 2000	○
	500 ST	○	○	○	●	○	○	○	○	300 – 500	○
	8601	○	○	●	○	○	○	○	○	1/4 LBS – 2 LBS	○
	65 E	○	○	●	○	○	○	○	○	100 – 600	○
	620 E	●	○	●	○	○	○	○	○	1000 – 2000	○
	620 H	●	●	○	○	○	○	○	○	1000 – 2000	○
	20 E	○	○	●	○	○	○	○	○	1000 – 10000	○
	20 H	○	●	○	○	○	○	○	○	1000 – 10000	○
	20 F	○	○	○	○	●	○	○	○	1000 – 10000	○
	20 ST	○	○	○	●	○	○	○	○	1000 – 1250	○
	609 H	●	●	○	○	○	○	○	○	3000 – 8000	○
	9 E	○	○	●	○	○	○	○	○	3000 – 8000	○
	9 H	○	●	○	○	○	○	○	○	3000 – 8000	○
	9 F	○	○	○	○	●	○	○	○	3000 – 8000	○
	9 G	○	○	○	○	○	○	●	○	5000	○
	29 ST	○	○	○	●	○	○	○	○	500	○
	94 ST	○	○	○	●	○	○	○	○	600	○
	93 ST	○	○	○	●	○	○	○	○	600	○
	75 GSTM	○	○	○	all-steel	○	○	○	○	600	●
	75 STK	○	○	○	●	○	○	○	○	600	○
	75 ST	○	○	○	●	○	○	○	○	600	○
	75 STKM	○	○	○	●	○	○	○	○	600	●
	75 STM	○	○	○	●	○	○	○	○	600	●
	71 GSTM	○	○	○	all-steel	○	○	○	○		●
	677 H	●	●	○	○	○	○	○	○	300	○
	77 ST	○	○	○	●	○	○	○	○	400	○
	77 E	○	○	●	○	○	○	○	○	330	○

1000 › 069





1500 CT1-350 › 111



HOW CAN I TELL
IF THE HAMMER IS A RELIABLE ONE?



Accurate 45° edge at hammer face and pein
The edge - also referred to as chamfer - stops any dangerous splintering. GEDORE hammers have a clean-cut edge as conforming to regulations.



Distinctive manufacturer's name on the hammer head

Assured and firm connection/fitting of hammer shaft and head
Take a look: are there any gaps between hammer eye and shaft? The wooden shaft must be secure and shake-free in the hammer head. The shaft/hammer head connection must be securely wedged.
GEDORE only uses tapered collars which ensure optimum distribution of the clamping force in the hammer eye.
The ROTBAND-PLUS system developed and patented by GEDORE turns every ordinary DIN hammer into a "safety hammer".



Permanent marking
GEDORE stamps or forges the DIN 1041, the weight and the manufacturer's logo into the hammer head in a permanent and legible manner.

The hammer head must be correctly hardened and tempered
No precision hardening and annealing - also referred to tempering - can be checked on without the use of aids. The hammer face and pein must have a hardness of between 50 and 58 HRC. Hardness must reach down to at least 3 mm. 30 HRC is not to be exceeded at the inserting eye for safety reasons.
GEDORE manufactures on the basis of the above DIN 1193 requirements and meets them at the same time. Constant tests vouch for these figures.

Is the shaft fault-free?
The hammer shaft is not to have any cracks, branch holes or other faults. Nor every type of wood is suitable for hammer shafts. Hickory and ash are noted as the preferred woods in DIN 68340.
Only these two wood types are used by GEDORE in its own manufacturing process.

Flat wedge

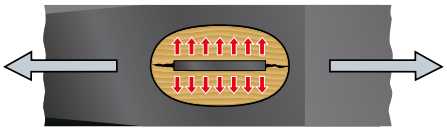

No clamping force in the direction of motion thanks to the **flat wedge**.

Tapered collar

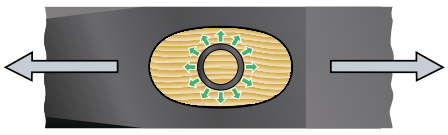

The **tapered collar** evenly distributes the clamping force across 360° i.e. also in the direction of motion. The wood fibre structure is not ruined. There is no slackening of the hammer head even after several hundred strikes. The barbed hook ensures a positive fit and stops the tapered collar from loosening. A safety "extra".



GEDORE

WOODEN HANDLES



Hickory handles
- High quality and extremely break-proof wood. Compared with ash the physical load stability of hickory is around 3-4 times higher
- Long-fibre structure: More safety in the event of a handle breakage - the wood is held together by the long fibres and hence uncontrolled separation of the broken handle as well as the hammer head is avoided
- Vibration dampening
- Long life = very good price-performance ratio



Ash handles
- This wood is prescribed by the DIN as the minimum wood quality
- Inexpensive
- Break-proof
- Short-fibre structure: the short fibres in the wood mean that, in the event of a break, the shaft cannot be held together. The shaft breaks into two parts.

Wood is a natural product!

- GEDORE uses only wood types and timbers that comply with DIN 68 340 (Wooden Shafts for Impact Tools)
- Wood retains its natural properties even after processing
- Trees regulate their moisture content by giving off moisture through their pores. This property is retained in processed wood. This means that a wooden hammer shaft loses moisture through its pores when the air humidity is low and shrinks. Too much moisture causes the wooden shaft to swell up and damages the wooden fibres.
- DIN 68 340 defines the required moisture content of the hammer shaft at the time of joining the shaft to the head. This must be between 12 % and 14 % in relation to the dry weight. In-house manufacture under continuous quality controls guarantees compliance with the requirements of DIN 68 340

Tip

- Before use, always check that the hammer head is securely attached to the shaft!
- Never store the hammer in too dry conditions!
- Storage in well-heated rooms or near a source of heat is particularly harmful, drawing moisture out of the hammer shaft, causing the shaft section to shrink. In extreme cases, the secure fit of the hammer head on the shaft can no longer be guaranteed.

STEEL TUBE, FIBRE GLASS OR PLASTIC HANDLES



Tubular steel handles
- High bending strength
- Resistant to the influence of weather



Fibre glass handles
- Robust - virtually unbreakable
- Insensitive to all weather conditions - can also be fully used in minus temperatures and is still unbreakable
- Resistant to all common chemicals such as for example oils and greases



Rubber grip and steel tube handle
- Resilient
- Unbeatable price-performance ratio since the hammer is very durable
- Vibration dampening
- Resistant to petrol and oil
- Serrated gripping zones for a firm grip

Note

- Intensive testing of steel tube, fibre glass and plastic shafts as to a firm fit in the hammer head is required. Preference is for hammers with an additionally secured head. The head is also positively fitted to the hammer shaft by means of a spring pin.
- Rubber handgrip feature: make sure the handgrip is firmly bonded to the shaft. Try out the turning test. A handgrip which can still be turned on the hammer shaft does not meet the DIN-prescribed figures.

Safety notes for fibre glass handles

- Mishits with fibre glass tools can lead to the material fibre detaching.
- To stop these fibres inflaming the skin, we would recommend safety gloves being worn during the work.

SAFETY NOTES FOR HAMMERS › 642



ROTBAND-PLUS HAMMERS

THE ORIGINAL - A safe join

The join between the hammer head and the handle is one of the most important features of the ROTBAND-PLUS. A wood screw, a tapered collar and a fixing plate ensure a permanent and safe joint.

The hammer head corresponds to the relevant DIN standard. Following the forging process, it is carefully hardened and tempered. This is a guarantee of an extra-long service life.

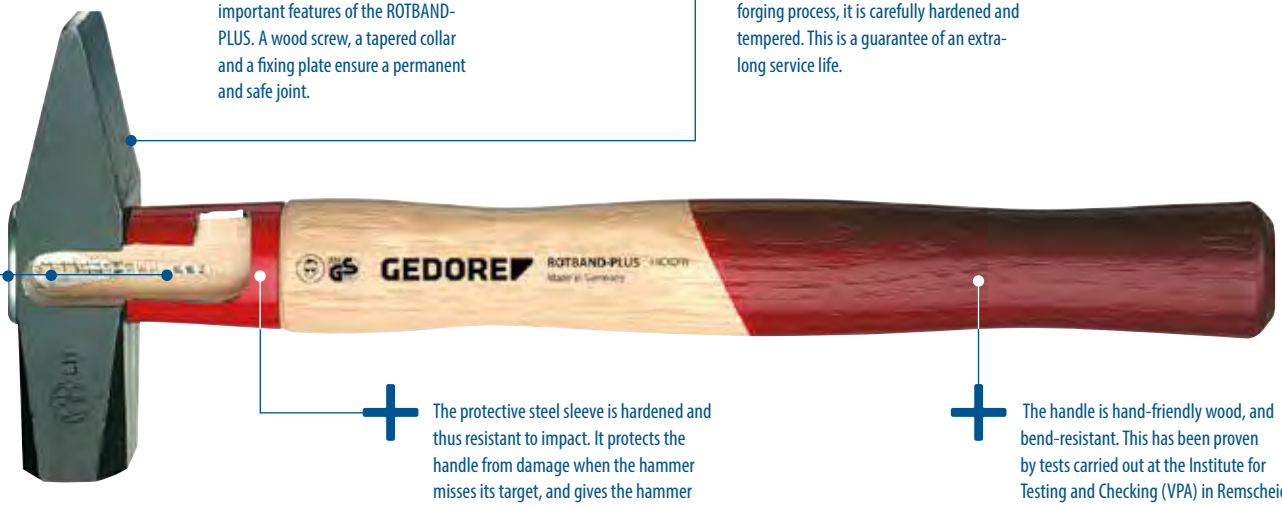

The protective steel sleeve is hardened and thus resistant to impact. It protects the handle from damage when the hammer misses its target, and gives the hammer head additional security.

The handle is hand-friendly wood, and bend-resistant. This has been proven by tests carried out at the Institute for Testing and Checking (VPA) in Remscheid, Germany.

ROTBAND-PLUS hammer

- The hammer shaft is pressed into the hammer head.
- The ring wedge is pressed in to secure the shaft in the eye of the hammer head.
- The round, conical form ensures an all-round, uniform pressure.
- Tightening the wood screw ensures a positive fit of the safety plate with the shaft.



Safety principle

Unprotected hammer handle

After 30 impacts: Noticeable damage to the handle - risk of breakage!



GEDORE

Wooden handle with ROTBAND-PLUS Safety Feature

After 1,000 impacts: Slight traces in the paint, no deformation, absolutely firm seating.



Features

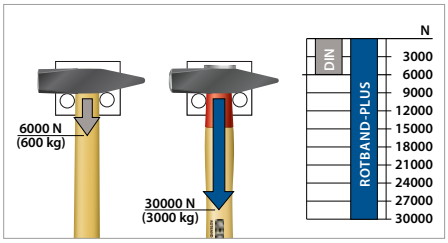

The values required by the German Standards Institute (DIN) are exceeded considerably. According to the report by the Institute for Testing and Checking (VPA) in Remscheid, with the ROTBAND-PLUS hammers more than five times the required force was attained.

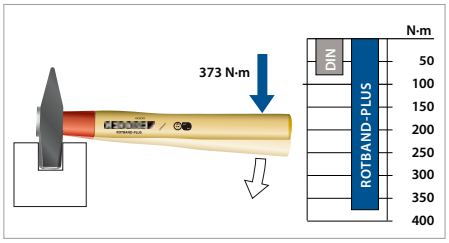

Due to the hardened ROTBAND-PLUS protective sleeve for the handle and the fixing plate, the bending strength of the ROTBAND-PLUS hammers exceeds that of standard DIN hammers by a wide margin.

All the benefits at a single glance

- Patented handle join ROTBAND-PLUS
- The protective steel sleeve, the tapered collar, the fixing plate and the wood screw bond the hammer head and the handle into one unit = maximum work safety
- Best price-performance ratio
- The protective steel sleeve protects the handle from damage when the hammer misses its target and guarantees thus a long service life
- With the standardised ROTBAND-PLUS handles every standardised hammer head can be turned into a ROTBAND-PLUS hammer.



Hammers / Striking Tools

Engineers' hammers ROTBAND-PLUS

600 E + 600 H
ENGINEERS' HAMMER ROTBAND-PLUS

- Forged hammer head DIN 1041
- With contoured ash (E 600 E) or hickory (E 600 H) handle DIN 5111, additionally shaped with a long hardened handle protective steel sleeve
- The tapered collar, fixing plate and wood screw bond the hammer head and the handle into one unit
- ROTBAND-PLUS handle join, high working safety, long service life, best price-performance ratio



Ash

g	mm	kg	Code	No.
100	260	0.188	8581610	600 E-100
200	280	0.325	8581880	600 E-200
300	300	0.502	8581960	600 E-300
400	310	0.605	8582180	600 E-400
500	320	0.727	8582260	600 E-500
600	330	0.841	8582340	600 E-600
800	350	1.135	8582420	600 E-800
1000	360	1.326	8582500	600 E-1000
1500	380	1.908	8582690	600 E-1500
2000	400	2.491	8582770	600 E-2000

Hickory

g	mm	kg	Code	No.
100	260	0.188	8582850	600 H-100
200	280	0.325	8582930	600 H-200
300	300	0.502	8583070	600 H-300
400	310	0.605	8583150	600 H-400
500	320	0.727	8583230	600 H-500
600	330	0.840	8583310	600 H-600
800	350	1.135	8583580	600 H-800
1000	360	1.326	8583660	600 H-1000
1500	380	1.908	8583740	600 H-1500
2000	400	2.491	8583820	600 H-2000

600 IH
ENGINEERS' HAMMER ROTBAND-PLUS

- Forged hammer head DIN 1041
- The edges of the flat side of the head are induction hardened
- With contoured hickory handle DIN 5111, additionally shaped with a long hardened handle protective steel sleeve
- The tapered collar, fixing plate and wood screw bond the hammer head and the handle into one unit
- ROTBAND-PLUS handle join, high working safety, long service life, best price-performance ratio





g	mm	kg	Code	No.
200	280	0.325	8583900	600 IH-200
300	300	0.502	8584040	600 IH-300
400	310	0.605	8584120	600 IH-400
500	320	0.727	8584200	600 IH-500
600	330	0.841	8584390	600 IH-600
800	350	1.135	8587300	600 IH-800
1000	360	1.326	8587490	600 IH-1000
1500	380	1.908	8587570	600 IH-1500
2000	400	2.491	8588970	600 IH-2000

1500 ES-350/1500 CT1-350 ›103/111



6 NA ›507

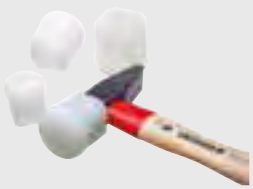

HELVING - MADE EASY

- Hammer the handle into the hammer head until it reaches the casing
- Drive the tapered collar into the centre of the handle
- Fasten the safety plate with a wood screw



E 600 E + E 600 H
SPARE HANDLE ROTBAND-PLUS FOR ENGINEERS' HAMMERS

- Ash (E 600 E) or hickory (E 600 H) DIN 5111
- With hardened handle protective steel sleeve, tapered collar, fixing plate and wood screw
- With this standard wooden handle, according to DIN 5111 it is possible to convert even ordinary hammer heads, as long as they are to DIN standards, to a ROTBAND-PLUS-hammer
- Method: Hammer the handle into the hammer head until it reaches the casing. Drive the tapered collar into the centre of the handle. Fasten the safety plate with a wood screw





Ash

for g	mm	kg	Code	No.
100	260	0.076	8589000	E 600 E-100
200	280	0.099	8589190	E 600 E-200
300	300	0.150	8589270	E 600 E-300
400	310	0.179	8589350	E 600 E-400
500	320	0.185	8589430	E 600 E-500
600	330	0.214	8589510	E 600 E-600
800	350	0.210	8589780	E 600 E-800
1000	360	0.288	8589860	E 600 E-1000
1500	380	0.350	8589940	E 600 E-1500
2000	400	0.377	8593700	E 600 E-2000

Hickory

for g	mm	kg	Code	No.
100	260	0.081	8593890	E 600 H-100
200	280	0.120	8595080	E 600 H-200
300	300	0.134	8595160	E 600 H-300
400	310	0.180	8595240	E 600 H-400
500	320	0.198	8596480	E 600 H-500
600	330	0.234	8596560	E 600 H-600
800	350	0.296	8596640	E 600 H-800
1000	360	0.315	8597880	E 600 H-1000
1500	380	0.373	8597960	E 600 H-1500
2000	400	0.442	8599070	E 600 H-2000

E 5
SPARE TAPERED COLLAR

- For safe fastening of the wooden handles



Ø	mm	kg	Code	No.
7	12.0	0.001	8593970	E 5-100
8	15.0	0.003	8594000	E 5-200
10	17.0	0.004	8594190	E 5-300
11	18.0	0.005	8594270	E 5-400
12	20.0	0.007	8594350	E 5-500

Ø	mm	kg	Code	No.
13	20.0	0.008	8594860	E 5-600
14	21.0	0.009	8594430	E 5-800
14	21.0	0.010	8594940	E 5-1000
15	23.5	0.013	8594510	E 5-1500
16	23.0	0.014	8594780	E 5-2000

Engineers' hammers

HANDLE TYPES

› For more information on handle types see page **xxx**







4 E + 4 H
ENGINEERS' HAMMER

› Forged hammer head DIN 1041
› With ash (E 4 E) or hickory handle (E 4 H) to DIN 5111



Ash

g	mm	kg	Code	No.
50	250	0.089	8586090	4 E-50
100	260	0.158	8586170	4 E-100
200	280	0.275	8586250	4 E-200
300	300	0.440	8586330	4 E-300
400	310	0.530	8586410	4 E-400
500	320	0.625	8586680	4 E-500
600	330	0.750	8586760	4 E-600
800	350	0.930	8586840	4 E-800
1000	360	1.180	8586920	4 E-1000
1500	380	1.760	8587060	4 E-1500
2000	400	2.320	8587140	4 E-2000

Hickory

g			Code	No.
100	260	0.168	8590280	4 H-100
200	280	0.300	8590360	4 H-200
300	300	0.460	8590440	4 H-300
400	310	0.550	8590520	4 H-400
500	320	0.650	8590600	4 H-500
600	330	0.760	8590790	4 H-600
800	350	1.030	8590870	4 H-800
1000	360	1.210	8590950	4 H-1000
1500	380	1.859	8591090	4 H-1500
2000	400	2.370	8591170	4 H-2000

E 4 E + E 4 H
SPARE HANDLE

› Ash (E 4 E) or hickory handle (E 4 H), acc. to DIN 5111
› With oval fixing hole, i.e. for engineers' hammers



Ash

for g	mm	kg	Code	No.
50	250	0.033	8587650	E 4 E-50
100	260	0.045	8587730	E 4 E-100
200	280	0.085	8587810	E 4 E-200
300	300	0.099	8588030	E 4 E-300
400	310	0.100	8588110	E 4 E-400
500	320	0.160	8588380	E 4 E-500
600	330	0.140	8588460	E 4 E-600
800	350	0.165	8588540	E 4 E-800
1000	360	0.183	8588620	E 4 E-1000
1500	380	0.196	8588700	E 4 E-1500
2000	400	0.261	8588890	E 4 E-2000

Hickory

for g			Code	No.
100	260	0.058	8591330	E 4 H-100
200	300	0.085	8591410	E 4 H-200
300	300	0.085	8591680	E 4 H-300
400	320	0.120	8591760	E 4 H-400
500	320	0.140	8591840	E 4 H-500
600	330	0.150	8591920	E 4 H-600
800	350	0.210	8592060	E 4 H-800
1000	360	0.225	8592140	E 4 H-1000
1500	380	0.190	8592220	E 4 H-1500
2000	400	0.280	8592300	E 4 H-2000

4 K
ENGINEERS' HAMMER

› Forged hammer head DIN 1041
› With Ultramid® plastic handle and safety wedge
› Ultramid® = trade name of BASF AG, Germany



g	mm	kg	Code	No.
200	280	0.280	8812950	4 K-200
300	300	0.430	8604170	4 K-300
500	320	0.630	8604330	4 K-500
800	350	1.020	8604680	4 K-800
1000	360	1.160	8604760	4 K-1000

E 4 K
SPARE HANDLE

› Made from Ultramid® plastics
› Suitable for all hammer heads acc. to DIN 1041
› Delivery complete with tapered collar and fixing clip
› Ultramid® = trade name of BASF AG, Germany



mm	kg	Code	No.
280	0.070	8897170	E 4 K-200
300	0.090	8897250	E 4 K-300
320	0.120	8897330	E 4 K-500
350	0.180	8897410	E 4 K-800
360	0.192	8897680	E 4 K-1000

500 F
ENGINEERS' HAMMER

› Forged hammer head
› Nearly unbreakable fibreglass handle with plastic grip
› Additionally hardened handle protective steel sleeve, with secured head
› Induction tempered edges of the flat side of the head available on request



g	mm	kg	Code	No.
200	280	0.360	8598180	500 F-200
300	300	0.570	8598260	500 F-300
400	310	0.660	8598340	500 F-400
500	320	0.770	8598420	500 F-500
600	330	0.900	8598500	500 F-600
800	350	1.174	8598690	500 F-800
1000	360	1.398	8598770	500 F-1000
1500	380	1.838	8598850	500 F-1500
2000	400	2.352	8598930	500 F-2000

500 ST
ENGINEERS' HAMMER

› Forged hammer head
› Steel tube handle with plastic grip
› Very robust and durable



g	mm	kg	Code	No.
300	270	0.575	8606620	500 ST-300
500	300	0.780	8606890	500 ST-500

248 ST ›516



6 NA
SOFT FACE CAP
for engineers' hammers

› Polyethylene



for ▬ g	kg	Code	No.
300	0.025	8605570	6 NA-300
500	0.050	8605650	6 NA-500
800	0.060	8605730	6 NA-800
1000	0.053	8802990	6 NA-1000

8601
ENGINEER'S BALL PEIN HAMMER WITH BALL

› With hickory handle
› Hardened and tempered steel to EN 10083
› Enamelled, face and ball ground



lbs ▬	⊢◂ mm ▸⊣	kg	Code	No.
1/4	270	0.172	6764030	8601 1/4
1/2	290	0.307	6764110	8601 1/2
3/4	310	0.475	6764380	8601 3/4
1	325	0.565	6764460	8601 1
1.1/8	350	0.605	1429078	8601 1.1/8
1.1/4	350	0.772	6764540	8601 1.1/4
1.1/2	365	0.800	6764620	8601 1.1/2
1.3/4	400	0.900	1429108	8601 1.3/4
2	380	1.073	6764700	8601 2

E-8601
SPARE HANDLE HICKORY

⊢◂ mm ▸⊣	kg	Code	No.
270	0.105	1431056	E-8601 1/4
290	0.120	1431102	E-8601 1/2
310	0.135	1431110	E-8601 3/4
325	0.150	1431129	E-8601 1
350	0.165	1431137	E-8601 1.1/8

⊢◂ mm ▸⊣	kg	Code	No.
350	0.180	1431145	E-8601 1.1/4
365	0.195	1431153	E-8601 1.1/2
400	0.210	1431161	E-8601 1.3/4
380	0.225	1431188	E-8601 2

Joiners' hammers

65 E
JOINERS' HAMMER
French pattern

› With contoured ash handle DIN 5111



■ mm	⊢◂ mm ▸⊣	Spare handle	kg	Code	No.
20	300	E 4 E-300	0.240	8684340	65 E-20
22	300	E 4 E-300	0.350	8684420	65 E-22

■ mm	⊢◂ mm ▸⊣	Spare handle	kg	Code	No.
25	310	E 4 E-400	0.450	8684500	65 E-25
28	320	E 4 E-500	0.590	8684690	65 E-28

Club hammers

620 E + 620 H
CLUB HAMMER ROTBAND-PLUS

- Forged head DIN 6475
- Contoured ash (E 620 E) or hickory handle (E 620 H) DIN 5135, supplementary with long hardened handle protective steel sleeve
- The sleeve, tapered collar, fixing plate and wood screw bond the hammer head and wood handle into one unit
- ROTBAND-PLUS handle join, high working safety, long service life, best price-performance ratio



Ash

g	mm	kg	Code	No.
1000	260	1.288	8886990	620 E-1000
1250	260	1.483	8887020	620 E-1250
1500	280	1.820	8887100	620 E-1500
2000	300	2.291	8887290	620 E-2000

Hickory

g	mm	kg	Code	No.
1000	260	1.317	8887370	620 H-1000
1250	260	1.493	8887450	620 H-1250
1500	280	1.820	8887530	620 H-1500
2000	300	2.240	8887610	620 H-2000

E 20 E + E 20 H
SPARE HANDLE FOR CLUB HAMMERS

- Ash (E 20 E, E 9 E) or hickory (E 20 H, E 9 H)
- E 20 acc. to DIN 5135
- E 9 acc. to DIN 5112



Ash

for hammers			Code	No.
20-1000, 20-1250, 46-1000, 46-1250	260	0.151	8633940	E 20 E-1000
20-1500, 46-1500	280	0.131	8634160	E 20 E-1500
20-2000, 46-2000	300	0.178	8634240	E 20 E-2000
9-3, 10-3, 17-3, 20-3	600	0.400	8613080	E 9 E-3
9-4, 10-4, 17-4, 20-4	700	0.580	8613160	E 9 E-4
9-5, 9-6, 10-5, 10-6, 17-5, 17-6, 20-5, 20-6	800	0.730	8613240	E 9 E-5
9-8, 9-10, 17-8, 17-10, 20-8, 20-10	900	1.100	8613400	E 9 E-8

Hickory

for hammers	mm	kg	Code	No.
20-1000, 20-1250	260	0.163	8636880	E 20 H-1000
20-1500	280	0.136	8637180	E 20 H-1500
20-2000	300	0.210	8637260	E 20 H-2000
9-3, 10-3, 17-3, 20-3	600	0.400	8616500	E 9 H-3
9-4, 10-4, 17-4, 20-4	700	0.630	8616690	E 9 H-4
9-5, 9-6, 10-5, 10-6, 17-5, 17-6, 20-5, 20-6	800	0.810	8616770	E 9 H-5
9-8, 9-10, 17-8, 17-10, 20-8, 20-10	900	0.960	8616930	E 9 H-8

E 620 E + E 620 H
SPARE HANDLE ROTBAND-PLUS

- Contoured ash (E 620 E) or hickory handle (E 620 H) DIN 5135
- With hardened handle protective steel sleeve, fixing plate, tapered collar and wood screw
- For all club hammers according to DIN 6475
- With this handle acc. to DIN, every standard DIN club hammer head can be converted to a ROTBAND-PLUS club hammer



Ash

for g	mm	kg	Code	No.
1000	260	0.240	8678100	E 620 E-1000
1250	260	0.230	8749650	E 620 E-1250
1500	280	0.280	8676670	E 620 E-1500
2000	300	0.310	8676750	E 620 E-2000

Hickory

for g	mm	kg	Code	No.
1000	260	0.270	8677210	E 620 H-1000
1250	260	0.260	8749730	E 620 H-1250
1500	280	0.280	8677480	E 620 H-1500
2000	300	0.350	8677560	E 620 H-2000

20 E + 20 H
CLUB HAMMER

- Forged head DIN 6475
- With ash (E 20 E) or hickory handle (E 20 H) DIN 5135 up to 2000 g
- As from 3 kg with ash (E 9 E) or hickory handle (E 9 H) DIN 5112



Ash

g			Code	No.
1000	260	1.196	8632460	20 E-1000
1250	260	1.388	8632540	20 E-1250
1500	280	1.704	8632620	20 E-1500
2000	300	2.176	8632700	20 E-2000
3000	600	3.480	8632890	20 E-3
4000	700	4.280	8632970	20 E-4
5000	800	5.750	8633000	20 E-5
6000	800	6.505	8633190	20 E-6
8000	900	9.100	8633270	20 E-8

Hickory

g	mm	kg	Code	No.
1000	260	1.220	8635210	20 H-1000
1250	260	1.406	8635480	20 H-1250
1500	280	1.740	8635560	20 H-1500
2000	300	2.275	8635640	20 H-2000

20 F
CLUB HAMMER

› Forged head DIN 6475
› Nearly unbreakable fibreglass handle with plastic grip and secured head



20 F-2000



20 F-8

g	mm	kg	Code	No.
1000	260	1.270	8815620	20 F-1000
1250	260	1.480	8815700	20 F-1250
1500	280	1.775	8815890	20 F-1500
2000	300	2.280	8815970	20 F-2000
3000	600	3.720	8816000	20 F-3
4000	700	4.750	8866530	20 F-4
5000	800	6.430	8866610	20 F-5
6000	800	7.098	8866880	20 F-6
8000	900	9.100	8866960	20 F-8

20 ST
CLUB HAMMER

› Forged head
› With steel tube handle and plastic grip
› Very robust and durable



g	mm	kg	Code	No.
1000	260	1.400	8640800	20 ST-1000
1250	260	1.570	8640990	20 ST-1250

21
SOFT FACE CAP
for club hammers



for club hammer g	kg	Code	No.
1000	0.330	8641960	21-1000
1250	0.375	8642180	21-1250
1500	0.310	8642260	21-1500
2000	0.290	8642340	21-2000

Sledge hammers

GuStaV Gu = Rubber Sta = Steel V = Version

THE WORLD'S SAFEST HAMMER



Forged hammer head acc. to DIN 1193

Two serrated gripping zones. Knurled, non-sliding! Equally easy to use with either short or long arms.

Rubber handle reinforced inside with hardened steel tube.

safe, ergonomic, unbeatable price-performance ratio

900 mm handle length: 100 mm in excess of the DIN requirement - ensures more powerful strikes from the same force applied.

Stud-type handle and ergonomically adapted grip diameter.

HIGHEST SAFETY

- **since the hammer head is intractably fitted with the handle**
- **since value DESIGNATED 1,200 kg (12,000 N) / value ACTUAL 9 GuStaV: 14,650* kg (145,500 N)**
  *the test had to be stopped at this figure as the machine no longer had any "grappling point" due to the abraded rubber at the steel handle. The hammer head remained firmly fitted to the handle.
- **since a hardened steel tube is mounted in the handle. The result is an unbreakable hammer when correctly used.**

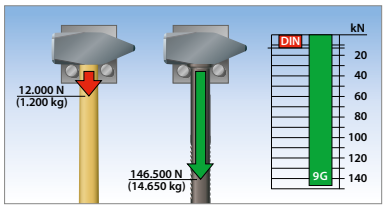

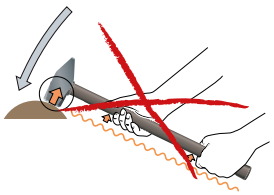

Non-taxing, fatigue-free working

UNBEATABLE PRICE-PERFORMANCE RATIO

- **since the hammer is very durable**
- Hammer head and steel tube form a keyed connection. A safety extra!
- The reinforcing bulge at the transition point from hammer handle to head ensures an even spread of forces throughout the hammer head.

ERGONOMIC

- **since optimum handle geometry**
- 100 mm longer than the DIN requirement = greater impact power from the same force applied
- Stud at the end of the handle ensures that proper gripping handle
- The handle diameter is perfectly adjusted to the geometry of one's hand
- **since low-on-vibration**
- The keyed connection between hammer head and steel tube in the handle is rubber-jacketed. As a result, the rubber absorbs much of the vibration arising on impact.
- The rubber layer vulcanised on the handle provides an extremely low modulus of elasticity and, in turn, absorbs most of the remaining vibrations.
- Test findings: Ingenieurbüro für Ergonomie, 67824 Feilbingert: 9 GuStaV has the same positive vibration features as a comparable wooden-shaft hammer.

9 GUSTAV
SLEDGE HAMMER

with rubber grip and steel tube handle

- Resilient, practically unbreakable, low-on-vibration hammer
- Forged hammer head acc. to DIN 1193
- Head ground and clear varnished
- Rubber handle reinforced inside with hardened steel tube
- Hammer head and steel tube form a keyed connection. A safety extra!
- Vibrations are absorbed by the rubber handle to the same extent as with wooden shafts
- 900 mm handle length: 100 mm in excess of the DIN requirement - ensures more powerful strikes from the same force applied
- Resistant to petrol and oil
- Two serrated gripping zones. Knurled, non-sliding! Equally easy to use with either short or long arms
- Stud-type handle and ergonomically adapted grip diameter
- The reinforcing bulge at the transition point from hammer handle to head ensures an even spread of forces in the hammer eye
- DBGM (= German Utility Patent)



g	mm	kg	Code	No.
5000	900	7.0	2250128	9 GuStaV-5

609 H
SLEDGE HAMMER ROTBAND-PLUS

- Forged hammer head DIN 1042
- Spare handles complete with steel sleeve, tapered collar, fixing plate and wood screw
- Hickory handle DIN 5112, with additional long and hardened steel sleeve
- ROTBAND-PLUS handle join, high working safety, long service life, best price-performance ratio



g	mm	kg	Code	No.
3000	600	3.755	8673220	609 H-3
3000	900	3.880	8673300	609 H-3-90
4000	700	4.940	8673490	609 H-4
4000	900	5.270	8673570	609 H-4-90
5000	800	6.035	8673650	609 H-5
5000	900	6.220	8673730	609 H-5-90
6000	800	7.045	8673810	609 H-6
6000	900	7.200	8674030	609 H-6-90
8000	900	9.185	8674110	609 H-8

E 609 H
SPARE HANDLE ROTBAND-PLUS

- Hickory handle DIN 5112
- Steel sleeve, fixing plate, tapered collar and wood screw
- For all hammer heads according to DIN 1042
- With this handle, every standard DIN hammer head can be converted to a ROTBAND-PLUS-sledge hammer



mm	kg	Code	No.
600	0.770	8681750	E 609 H-3
900	0.990	8740510	E 609 H-3-90
700	0.840	8681910	E 609 H-4
900	0.840	8740780	E 609 H-4-90
800	1.120	8683530	E 609 H-5

mm	kg	Code	No.
900	1.082	8740860	E 609 H-5-90
800	0.900	8740350	E 609 H-6
900	1.100	8747950	E 609 H-6-90
900	1.390	8683610	E 609 H-8

9 E + 9 H
SLEDGE HAMMER

› Forged hammer head DIN 1042
› With ash (E 9 E) or hickory handle (E 9 H) DIN 5112



Ash

g	mm	kg	Code	No.
3000	600	3.330	8612000	9 E-3
3000	900	3.450	8809220	9 E-3-90
4000	700	4.365	8612190	9 E-4
5000	800	5.535	8612270	9 E-5
5000	900	5.495	8809650	9 E-5-90
6000	800	6.590	8612350	9 E-6
8000	900	8.650	8612430	9 E-8

Hickory

g	mm	kg	Code	No.
3000	600	3.515	8615370	9 H-3
3000	900	3.705	8812360	9 H-3-90
4000	700	4.710	8615450	9 H-4
4000	900	5.040	8812440	9 H-4-90
5000	800	5.760	8615530	9 H-5
5000	900	5.800	8812520	9 H-5-90
6000	800	6.680	8615610	9 H-6
6000	900	6.795	8812600	9 H-6-90
8000	900	8.815	8615880	9 H-8

E 9 E + E 9 H
SPARE HANDLE

› Ash (E 9 E) or hickory (E 9 H)
› Acc. to DIN 5112
› Execution -90 = 90 cm handle

Ash

for hammer	mm	kg	Code	No.
9-3, 10-3, 17-3, 20-3	600	0.400	8613080	E 9 E-3
9-3, 9-4	900	0.660	8784210	E 9 E-3-90
9-4, 10-4, 17-4, 20-4	700	0.580	8613160	E 9 E-4
9-5, 9-6, 10-5, 10-6, 17-5, 17-6, 20-5, 20-6	800	0.730	8613240	E 9 E-5
9-5, 9-6	900	0.840	8784480	E 9 E-5-90
9-8, 9-10, 17-8, 17-10, 20-8, 20-10	900	1.100	8613400	E 9 E-8

Hickory

for hammer	mm	kg	Code	No.
9-3, 10-3, 17-3, 20-3	600	0.400	8616500	E 9 H-3
9-3, 9-4	900	0.790	8786180	E 9 H-3-90
9-4, 10-4, 17-4, 20-4	700	0.630	8616690	E 9 H-4
9-5, 9-6, 10-5, 10-6, 17-5, 17-6, 20-5, 20-6	800	0.810	8616770	E 9 H-5
9-5, 9-6	900	0.700	8786260	E 9 H-5-90
9-8, 9-10, 17-8, 17-10, 20-8, 20-10	900	0.960	8616930	E 9 H-8

9 F
SLEDGE HAMMER

› Forged hammer head DIN 1042
› With practically unbreakable fibreglass handle, with secured head



g	mm	kg	Code	No.
3000	600	3.665	8614130	9 F-3
3000	900	3.955	8820380	9 F-3-90
4000	700	4.930	8614210	9 F-4
4000	900	5.050	8820890	9 F-4-90
5000	800	6.370	8614480	9 F-5
5000	900	6.420	8820970	9 F-5-90
6000	800	7.165	8614560	9 F-6
8000	900	9.280	8614640	9 F-8

Bricklayer's hammers

94 ST
BRICKLAYER'S HAMMER

Berlin pattern

- With steel tube handle and plastic grip
- Very robust and durable



g	mm	kg	Code	No.
600	270	0.891	8697240	94 ST

93 ST
BUILDER'S HATCHET

- With steel tube handle and plastic grip
- Very robust and durable



g	mm	kg	Code	No.
600	300	0.909	8696510	93 ST

Carpenter's hammers

75 GSTM
CARPENTER'S HAMMER

- Head and handle forged in one piece, nearly unbreakable
- Ergonomic, air-cushioned 2-component handle
- Optimum impact force - a result of its perfect balance
- Fatigue-free working due to the new anti-vibration system
- With straight-through shaft right to the end of the handle
- With magnetic nail holder



mm	kg	Code	No.
340	0.873	1576143	75 GSTM

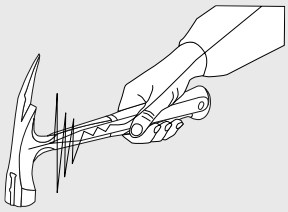

- The anti-vibration system of the 75 GSTM and 71 GSTM allows safe, powerful hammer blows

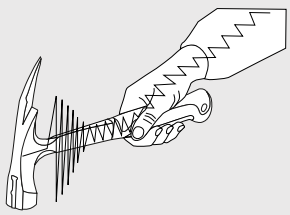

- With conventional all-steel hammers, jarring vibrations are transmitted through to the user's arm on every impact

75 ST + 75 STM
CARPENTER'S HAMMER

- With steel tube handle and plastic grip
- 75 ST without magnet
- 75 STM with magnet
- Very robust and durable



Execution	g	mm	Handle length	kg	Code	No.
without magnet	600	317	300	0.760	8688920	75 ST
with magnet	600	317	300	0.835	8689220	75 STM

75 STKM
CARPENTER'S HAMMER WITH MAGNET

- With steel tube handle, plastic grip and secured head
- Very robust and durable



Execution	g	mm	Handle length	kg	Code	No.
with magnet	600	317	300	0.847	8813090	75 STKM

WT 1056 7 ›566



Hammers miscellaneous

18 E
PAVING HAMMER SQUARE

- With welded plate and large vulcanised rubber block
- With ash handle
- Spare handle E 18 E



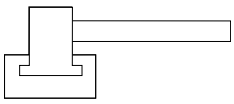

mm	Spare handle	kg	Code	No.
360	E 18 E	2.525	8883700	18 E

E 18 E
SPARE HANDLE



- Acc. to DIN 5111
- From ash
- With oval fixing hole

mm	kg	Code	No.
360	0.345	8883890	E 18 E

72 H
GLAZIERS HAMMER
polished

- With hickory handle, steel sleeve and safety screw for a durable s afe connection of handle and hammer head
- Spare handle E 72 H



g	mm	kg	Code	No.
100	300	0.212	1541935	72 H-100
	300	0.040	1541730	E 72 H-100

Scaling hammers

677 H
SCALING HAMMER ROTBAND-PLUS

- Forged hammer head
- Contoured hickory handle DIN 5111 with additional long, hardened steel sleeve
- The sleeve, tapered collar, fixing plate and wood screw bond the hammer head and wood handle into one unit
- ROTBAND-PLUS handle join, high working safety, long service life, best price-performance ratio
- Spare handle E 677 H



g	mm	kg	Code	No.
300	300	0.450	8671950	677 H
	300	0.150	1822357	E 677 H-300

77 E
SCALING HAMMER

- With ash handle DIN 5111
- Spare handle E 4 E



g	mm	kg	Code	No.
330	300	0.390	8690900	77 E-300
	300	0.099	8588030	E 4 E-300

77 ST
SCALING HAMMER

› Acc. to DIN 5133
› With steel tube handle



g	kg	Code	No.
400	0.505	8691390	77 ST-400

41 E
SCALING HAMMER

› With ash handle DIN 5111
› Spare handle E 4 E



g	mm	kg	Code	No.
500	320	0.640	8665390	41 E-500
	320	0.160	8588380	E 4 E-500

Recoilless hammers

YOUR ADVANTAGE:

› Due to the special filling insert in the hammer head a considerably higher impact is made compared to standard engineers' and recoilless hammers
› Universal use for service and assembly work, with all the advantages of a recoilless hammer with higher impact
› "Dead blows" with no recoil reduce stress on muscles, nerves and wrists
› Lower cost due to universal use as an engineer's and recoilless hammer
› Recoilless hammers protect sensitive surfaces
› Each blow is more effective than standard safety hammers
› Available with hickory, tubular steel or fibreglass handles
› Exchangeable inserts, resistant to breakage or wear, made of modified polyamide

FUNCTION

› The hollow hammer head is filled with steel shot. Small steel balls with a high carbon content.
› Workpiece "adhesion" and a "fully-felt" strike come from the practically 100% pulse transfer onto the workpiece.
› The impact (colloquial term for pulse) results principally from the kinetic energy of the fine-grained steel shot.
› The hammer head mass is slight compared to steel shot.
› That is why the counter pulse triggered by the hammer head is not felt.
› Bouncing blows are avoided.
› Goes easy on one's joints and tendons.

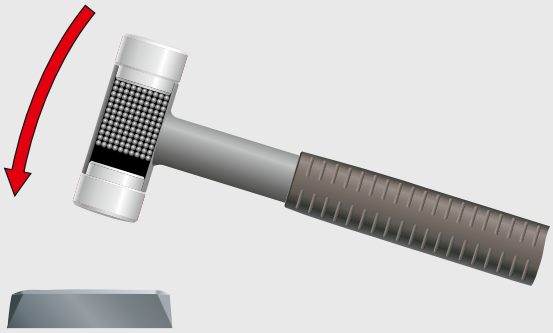



248 H
RECOILLESS HAMMER

› With hickory handle
› Splinter-proof, shatter-proof and wear-resistant polyamide heads, 75 Shore D, tested to -20° C
› Powder-coated with silver hammer-effect enamel



∅ mm	⊢◂ mm ▸⊣	kg	Code	No.
25	305	0.300	8728220	248 H-25
30	330	0.470	8868230	248 H-30
35	335	0.590	8868310	248 H-35
40	360	0.730	8868580	248 H-40
45	365	0.870	8868660	248 H-45
50	370	1.020	8868740	248 H-50
60	370	1.650	8868820	248 H-60
70	370	2.330	8728300	248 H-70
80	880	4.270	8728490	248 H-80
100	1000	6.935	8728570	248 H-100

E 248 H
SPARE HANDLE HICKORY

⊢◂ mm ▸⊣	kg	Code	No.
280	0.062	8739690	E 248 H-25
300	0.120	8739770	E 248 H-30-35
320	0.140	8739850	E 248 H-40-45
320	0.180	8739930	E 248 H-50
310	0.210	8740000	E 248 H-60-70
800	0.680	8740190	E 248 H-80
900	1.100	8740270	E 248 H-100

E 248
POLYAMIDE SPARE HEAD (PIECE)

› Splinter-proof, shatter-proof and wear-resistant polyamide, 75 Shore D, tested to -20 °C

∅ mm	kg	Code	No.
20	0.010	8747790	E 248-20
25	0.010	8747870	E 248-25
30	0.015	8830260	E 248-30
35	0.021	8830340	E 248-35
40	0.031	8830420	E 248-40
45	0.040	8829920	E 248-45
50	0.050	8830500	E 248-50
60	0.090	8830690	E 248-60
70	0.130	8748410	E 248-70
80	0.190	8748680	E 248-80
100	0.350	8748760	E 248-100

248 F
RECOILLESS HAMMER

› Nearly unbreakable fibreglass handle with handy plastic grip and secured head
› Splinter-proof, shatter-proof and wear-resistant polyamide heads, 75 Shore D, tested to -20° C
› Powder-coated with silver hammer-effect enamel



∅ mm	⊢◂ mm ▸⊣	kg	Code	No.
25	290	0.400	8724310	248 F-25
30	305	0.550	8867690	248 F-30
35	310	0.730	8867770	248 F-35
40	315	0.780	8867850	248 F-40
45	320	0.940	8867930	248 F-45
50	325	1.120	8868070	248 F-50
60	335	1.680	8868150	248 F-60

248 ST
RECOILLESS HAMMER

› With very robust and durable steel tube handle
› Splinter-proof, shatter-proof and wear-resistant polyamide heads, 75 Shore D, tested to -20° C
› Powder-coated with silver hammer-effect enamel



∅ mm	⊢◂ mm ▸⊣	kg	Code	No.
25	270	0.440	8724070	248 ST-25
30	290	0.600	8828950	248 ST-30
35	295	0.700	8829090	248 ST-35
40	300	0.800	8829170	248 ST-40
45	305	0.950	8829410	248 ST-45
50	310	1.005	8829250	248 ST-50
60	335	1.800	8829330	248 ST-60
70	335	2.430	8724150	248 ST-70

KOMBI-PLUS R

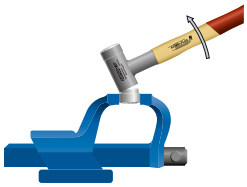



With exchangeable head in break and wear-resistant polyamide

Ergonomically designed handle made from high-quality hickory, extremely bend resistant and fail safe



Steel sleeve for protection from damage when the hammer misses its target

Handle is additionally secured by split pin

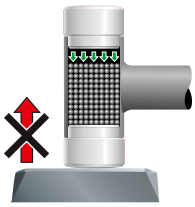

247 H
COMBINATION HAMMER KOMBI-PLUS R

- Reduced expense due to versatile use as an engineer's and recoilless hammer
- Universal use for service and assembly work
- With all advantages of a recoilless hammer with higher impact
- Less energy necessary, easier working
- With exchangeable splinter-proof, shatter-proof and wear-resistant polyamide head (E 247), 75 Shore D, tested to -20 °C
- With hickory handle (E 247 H)
- DBGM (German utility patent)



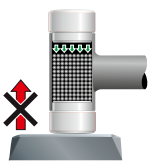

∅ mm	⊢◂ mm ▸⊣	kg	Code	No.
30	305	0.460	1603299	247 H-30
35	310	0.690	1603396	247 H-35
40	330	0.840	1687883	247 H-40

E 247 H
SPARE HANDLE HICKORY KOMBI-PLUS R

- Ergonomically designed handle made from high-quality hickory
- Extremely bend resistant and fail safe

⊢◂ mm ▸⊣	kg	Code	No.
270	0.100	1605313	E 247 H-30
270	0.120	1630709	E 247 H-35
290	0.126	1688014	E 247 H-40

E 247
POLYAMIDE SPARE HEAD (PIECE) KOMBI-PLUS R

- Splinter-proof, shatter-proof and wear-resistant polyamide, 75 Shore D, tested to -20 °C

∅ mm	kg	Code	No.
30	0.021	1605305	E 247-30
35	0.034	1605380	E 247-35
40	0.040	1688022	E 247-40

Safety hammers

224 E
PLASTIC HAMMER

› With exchangeable heads made from yellow shatter-proof cellulose acetate
› With ash handle
› 65 Shore D



E 224
PLASTIC SPARE HEAD

› From shatter-proof cellulose acetate
› 65 Shore D

∅ mm	kg	Code	No.
22	0.005	8822590	E 224-22
27	0.015	8822670	E 224-27
32	0.025	8822750	E 224-32
35	0.030	8822830	E 224-35
40	0.040	8822910	E 224-40
50	0.070	8823050	E 224-50
60	0.110	8823130	E 224-60

E 224 E
SPARE HANDLE ASH
for no. 224 E + 225 E

∅ mm	⊢ mm ⊣	Spare handle	kg	Code	No.
22	250	E 224 E-22	0.157	8821270	224 E-22
27	270	E 224 E-27	0.242	8821350	224 E-27
32	280	E 224 E-32	0.365	8821430	224 E-32
35	290	E 224 E-35	0.445	8821510	224 E-35
40	320	E 224 E-40	0.600	8821780	224 E-40
50	340	E 224 E-50	0.913	8821860	224 E-50
60	380	E 224 E-60	1.392	8821940	224 E-60

⊢ mm ⊣	kg	Code	No.
250	0.060	8823210	E 224 E-22
270	0.060	8823480	E 224 E-27
280	0.080	8823560	E 224 E-32
290	0.060	8823640	E 224 E-35
320	0.100	8823720	E 224 E-40
340	0.100	8824290	E 224 E-50
380	0.115	8824370	E 224 E-60

225 E
NYLON HAMMER

› With exchangeable heads made from impact-resistant nylon
› With ash handle
› 60 Shore D



E 225
NYLON SPARE HEAD

› From impact-resistant nylon
› 60 Shore D

∅ mm	⊢ mm ⊣	kg	Code	No.
22	250	0.160	8805310	225 E-22
27	270	0.250	8805580	225 E-27
32	280	0.350	8805660	225 E-32
35	290	0.420	8805740	225 E-35
40	320	0.580	8805820	225 E-40
50	340	0.900	8805900	225 E-50
60	380	1.340	8806040	225 E-60

∅ mm	kg	Code	No.
22	0.005	8814220	E 225-22
27	0.010	8814300	E 225-27
32	0.015	8814490	E 225-32
35	0.025	8814570	E 225-35
40	0.030	8814650	E 225-40
50	0.055	8814730	E 225-50
60	0.085	8814810	E 225-60

226 E
RUBBER MALLET
hard

- DIN 5128-90, 90 Shore A
- With two flat surfaces
- **2 A** with one curved and one flat surface
- With ash handle



∅ mm	mm	mm	kg	Code	No.
40	80	260	0.210	8825500	226 E-0
55	90	320	0.370	8825690	226 E-1
65	115	340	0.630	8825770	226 E-2
65	115	340	0.578	8825850	226 E-2 A
75	130	380	0.990	8825930	226 E-3
90	140	380	1.150	8826070	226 E-4

227 E
RUBBER MALLET
soft

- DIN 5128-60, 60 Shore A
- With two flat surfaces
- With ash handle



∅ mm	mm	mm	kg	Code	No.
55	90	320	0.320	8826740	227 E-1
65	115	340	0.540	8826820	227 E-2
75	130	380	0.770	8827040	227 E-3
90	140	380	1.050	8827120	227 E-4

E 226 E
SPARE HANDLE ASH
for no. 226 E + 227 E

mm	kg	Code	No.
260	0.043	8826230	E 226 E-0
320	0.045	8826310	E 226 E-1
340	0.100	8826580	E 226 E-2

mm	kg	Code	No.
380	0.130	8827200	E 226 E-3
380	0.170	8827390	E 226 E-4

Wooden / Copper / Lead hammers

228
WOODEN MALLET

- Made from white beech wood
- Acc. to DIN 7462 A



∅ mm	mm	kg	Code	No.
70	340	0.470	8828280	228-70

229
WOODEN MALLET

- Head made from white beech wood with pressed steel holder
- With oval ash handle
- Acc. to DIN 7462 B



∅ mm	mm	kg	Code	No.
60	310	0.340	8601230	229-60
70	320	0.610	8601310	229-70

21 F
LIGHT METAL HAMMER

- Cylindrical pattern
- Nearly unbreakable fibreglass handle with plastic grip



∅ mm	g	mm	kg	Code	No.
40	250	300	0.440	2015110	21 F-250
45	500	320	0.710	2015129	21 F-500
60	1000	360	1.250	2015137	21 F-1000
70	1500	400	1.790	2015145	21 F-1500

223 H
LEAD HAMMER

- Barrel shape, with end-to-end split pin
- With hickory handle DIN 5111
- Spare handle E 4 H



g			Code	No.
1000	310	1.160	8820460	223 H-1000
1500	350	1.840	8820540	223 H-1500

mm	kg	Code	No.
320	0.120	8591760	E 4 H-400
350	0.210	8592060	E 4 H-800

22 H
COPPER HAMMER

- Club shape
- Forged hammer head
- With hickory handle DIN 5111
- Spare handle E 4 H



g			Code	No.
250	300	0.316	1583999	22 H-250
500	320	0.715	1584006	22 H-500
750	350	1.050	8867260	22 H-750
1000	360	1.333	8867340	22 H-1000
1500	380	1.933	8867420	22 H-1500
2000	400	2.341	8867500	22 H-2000

mm	kg	Code	No.
300	0.085	8591410	E 4 H-200
320	0.120	8591760	E 4 H-400
350	0.210	8592060	E 4 H-800
360	0.225	8592140	E 4 H-1000
380	0.190	8592220	E 4 H-1500
400	0.280	8592300	E 4 H-2000

622 H
COPPER HAMMER ROTBAND-PLUS

- Club shape
- With hickory handle DIN 5111, with additional long hardened handle protective steel sleeve
- Spare handle E 600 H / E 609 H
- The sleeve, tapered collar, fixing plate and wood screw bond the hammer head and wood handle into one unit
- ROTBAND-PLUS handle join, high working safety, long service life, best price-performance ratio
- Also available in a heavy 5 kg version



g	mm	kg	Code	No.
750	350	1.120	8672410	622 H-750
1000	360	1.468	8672680	622 H-1000
1500	380	2.075	8672760	622 H-1500
2000	400	2.300	8672840	622 H-2000
5000	800	6.150	1985094	622 H-5

mm	kg	Code	No.
350	0.296	8596640	E 600 H-800
360	0.315	8597880	E 600 H-1000
380	0.373	8597960	E 600 H-1500
400	0.442	8599070	E 600 H-2000
800	1.120	8683530	E 609 H-5

Forging Tools

37 E
COLD CHISEL HAMMER

- For separating cold forgings
- With ash handle
- Spare handle E 37 E



mm	g	kg	Code	No.
600	1500	1.810	8663850	37 E-1500
600		0.270	8663930	E 37 E-1500

38 E
HOT CHISEL HAMMER

- For separating warm forge pieces
- With ash handle
- Spare handle E 37 E



mm	g	kg	Code	No.
600	1500	1.760	8664310	38 E-1500
600		0.270	8663930	E 37 E-1500

56 E
PUNCH HAMMER

- With ash handle
- Spare handle E 37 E
- Can be supplied with rebound-dampened tubular steel handle



∅ mm	mm	g	kg	Code	No.
10	600	850	1.010	8679500	56 E-10
15	600	1000	1.480	8679690	56 E-15
20	600	1470	1.770	8679770	56 E-20

∅ mm	mm	g	kg	Code	No.
	600		0.270	8663930	E 37 E-1500

BLACKSMITH'S TONGS



Striking Tools

WHAT IS SO SPECIAL ABOUT GEDORE STRIKING TOOLS?

- The striking thing about GEDORE striking tools is the 45CrMoV7 material used - one which has a 30 % higher strength (under the same hardness) that the usual DIN 59CrV4 material This very much distinguishes GEDORE striking tools from the products of its competitors. This is very true indeed for nail lifters.
- The material (45CrMoV7) used by GEDORE is a pure air-hardening steel which hardens at a temperature of about 850 °C in still air. This material features both a high level of stability and enormous toughness. Tools cannot break even under the hardest of working conditions.
- GEDORE pin punches always have a minus tolerance. This rules out any jamming in the drill hole.
- All tools are fully hardened over their entire length. Tools cannot break even under the hardest of working conditions.
- The hammer heads of our tools are electro-inductively and hence homogeneously tempered. In this way, maximum stability is achieved and splintering avoided.
- The head shape of the GEDORE striking tools is optimally adapted to the radius of the hammer face.

Chisels

108 UNI
PROTECTIVE HAND GUARD

- Made from PVC
- Improved protective plate offers highest safety for the hand against impacts
- Ergonomic design
- Avoids injuries of the hand
- No rolling away (elliptical-shaped)
- Jarring blows do not move into the hand
- No fatigue of the hand - optimum hold
- All chisels from 250 mm length can be supplied with universal protective hand guard (HS)
- DBGM (German utility patent)





oval	octagonal	kg	Code	No.
20 x 12	14	0.182	8658500	108 UNI
23 x 13	16			
26 x 13	18			
26 x 7	20			

97
FLAT COLD CHISEL
octagonal

- Chrome-molybdenum-vanadium air hardening steel 45CrMoV7
- Carefully hardened and tempered along the full length
- Striking heads inductively tempered
- Working edge polished and clear varnished



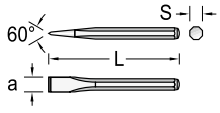

L	a	s	kg	Code	No.
125	12	10	0.069	8703820	97-125
150	16	12	0.130	8703900	97-150
175	20	16	0.270	8704040	97-175
200	22	18	0.380	8704120	97-200
250	24	20	0.406	2004666	97-250

95
FLAT COLD CHISEL
flat oval

- Acc. to DIN 6453
- Chrome-molybdenum-vanadium air hardening steel 45CrMoV7
- Carefully hardened and tempered along the full length
- Striking heads inductively tempered
- Working edge polished and clear varnished

* not standardised



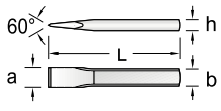

L		a	b	h	kg	Code	No.
100		15	14	9	0.075	8698560	95-100
125		15	14	9	0.100	8698640	95-125
150		18	17	11	0.190	8698720	95-150
175		21	20	12	0.280	8698800	95-175
200		24	23	13	0.390	8698990	95-200
225	*	24	23	13	0.460	8699610	95-225
250		25	23	13	0.500	8699020	95-253
250	*	28	26	13	0.570	8699100	95-250
300		26	23	13	0.604	8699290	95-303
300	*	30	26	13	0.710	8699370	95-300
400	*	30	26	13	0.950	8699450	95-400
500	*	30	26	13	1.160	8699530	95-500

1500 ES-350



›103

104
SPLITTING CHISEL
flat

- Chrome-molybdenum-vanadium air hardening steel 45CrMoV7
- Forged
- Carefully hardened and tempered along the full length
- Striking heads inductively tempered
- Working edge polished and clear varnished
- 104 HS with protective hand guard 108 UNI
- 104 P with plastic grip



104



104 HS



104 P

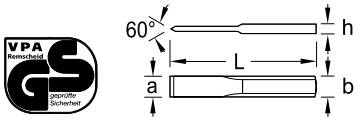

L	a	b	h	kg	Code	No.
240	26	26	7	0.260	8723850	104
240	26	26	7	0.290	8724230	104 P
240	26	26	7	0.400	8723930	104 HS

2104
SPLITTING CHISEL
extra flat

- Chrome-vanadium steel
- Carefully hardened and tempered along the full length
- Striking heads inductively tempered
- Working edges polished and clear varnished



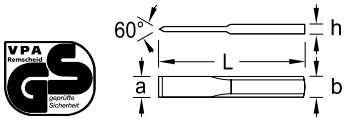

L	a	b	h	kg	Code	No.
240	26	26	4	0.198	8911420	2104

103
BRICK CUTTING CHISEL
flat oval

- With broad blade to chisel joints into walls, plaster, tiles, etc.
- Chrome-molybdenum-vanadium air hardening steel 45CrMoV7
- Carefully hardened and tempered along the full length
- Striking heads inductively tempered



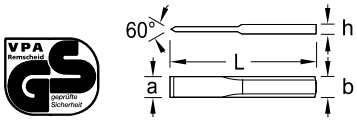

L	a	b	h	kg	Code	No.
250	50	26	13	0.532	8723420	103-50
250	60	26	13	0.557	8723500	103-60
250	80	26	13	0.558	8723690	103-80

109
BRICKLAYER'S CHISEL
flat oval

- Acc. to DIN 7254 Form A
- Chrome-molybdenum-vanadium air hardening steel 45CrMoV7
- Carefully hardened and tempered along the full length
- Striking heads inductively tempered
- Working edge polished and clear varnished



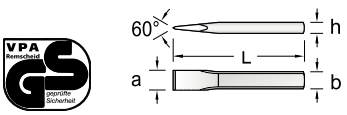

L	a	b	h	kg	Code	No.
200	26	20	12	0.320	8728650	109-200
250	26	20	12	0.400	8728730	109-250
300	29	23	13	0.610	8728810	109-300
350	29	23	13	0.710	8729030	109-350
400	29	23	13	0.830	8729110	109-400

110
BRICKLAYER'S CHISEL
octagonal

- Acc. to DIN 7254 Form B
- Chrome-molybdenum-vanadium air hardening steel 45CrMoV7
- Carefully hardened and tempered along the full length
- Striking heads inductively tempered
- Working edge polished and clear varnished

* not standardised



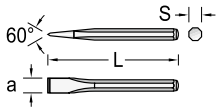

L		a	s	kg	Code	No.
200		23	16	0.300	8731280	110-216
250		23	16	0.390	8731440	110-256
300	*	23	16	0.460	8731600	110-316
300		26	18	0.600	8731790	110-318
350		26	18	0.700	8731870	110-358
400	*	26	18	0.810	8731950	110-418
400		30	20	0.990	8732090	110-420

110 HS
BRICKLAYER'S CHISEL
octagonal

- Acc. to DIN 7254 Form B
- With protective hand guard 108 UNI
- Chrome-molybdenum-vanadium air hardening steel 45CrMoV7
- Carefully hardened and tempered along the full length
- Striking heads inductively tempered
- Working edge polished and clear varnished



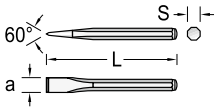

L	a	s	kg	Code	No.
250	23	16	0.510	8732680	110 HS-256
300	26	18	0.720	8733140	110 HS-318

111
POINT CHISEL
octagonal

- Acc. to DIN 7256
- Chrome-molybdenum-vanadium air hardening steel 45CrMoV7
- Carefully hardened and tempered along the full length
- Striking heads inductively tempered
- Working edge polished and clear varnished, free of burrs





L	s	kg	Code	No.
200	16	0.290	8741080	111-216
250	16	0.370	8741240	111-256
300	16	0.444	8741400	111-316
300	18	0.576	8741590	111-318
350	18	0.670	8741670	111-358
400	18	0.775	8741750	111-418

112
ELECTRICIANS' CHISEL
square

- Chrome-vanadium steel
- Carefully hardened and tempered along the full length
- Striking heads inductively tempered
- Working edge polished and clear varnished



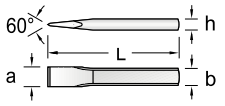

L	a	b	kg	Code	No.
200	6	6	0.054	8744500	112-2006
200	8	6	0.054	8744690	112-2008
200	10	7	0.073	8744770	112-2100
250	8	6	0.068	8744930	112-2508
250	10	7	0.091	8745070	112-2510
250	12	8	0.119	8745150	112-2512
300	15	10	0.227	8745310	112-3000

112 A
ELECTRICIANS' CHISEL
octagonal

- Chrome-molybdenum-vanadium air hardening steel 45CrMoV7
- Carefully hardened and tempered along the full length
- Striking heads inductively tempered
- Working edge polished and clear varnished



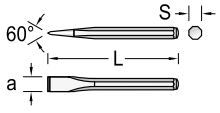

L	a	s	kg	Code	No.
250	12	10	0.152	8745900	112 A-250
300	15	12	0.264	8746040	112 A-300

112 S
ELECTRICIANS' SPLITTING CHISEL

- Chrome-molybdenum-vanadium air hardening steel 45CrMoV7
- Carefully hardened and tempered along the full length
- Striking heads inductively tempered
- Working edge polished and clear varnished



L	a	b	kg	Code	No.
200	26.8	46	0.228	8746550	112 S

96
CROSS-CUT CHISEL
flat oval

- Acc. to DIN 6451
- Chrome-molybdenum-vanadium air hardening steel 45CrMoV7
- Carefully hardened and tempered along the full length
- Striking heads inductively tempered
- Working edge polished and clear varnished



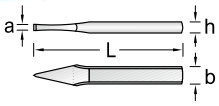

L	a	b	h	kg	Code	No.
125	5	14	9	0.098	8702180	96-125
150	6	17	11	0.170	8702260	96-150
175	7	17	11	0.210	8702340	96-175
200	8	20	12	0.290	8702420	96-200
250	9	23	13	0.530	8702500	96-250

98
CROSS-CUT CHISEL
octagonal

- Chrome-molybdenum-vanadium air hardening steel 45CrMoV7
- Carefully hardened and tempered along the full length
- Striking heads inductively tempered
- Working edge polished and clear varnished



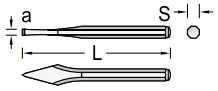

L	a	s	kg	Code	No.
125	5	10	0.066	8704630	98-125

202
TILE CHISEL
flat

- Chrome-vanadium steel 59CrV4
- Carefully hardened and tempered along the full length
- Striking heads inductively tempered
- Working edge polished and clear varnished



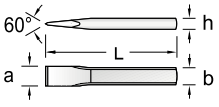

L	a	b	kg	Code	No.
100	10	7	0.033	8879430	202-100

203
TILE CHISEL
square, pointed

- Chrome-vanadium steel 59CrV4
- Driving point polished and clear varnished



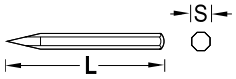

L	s	kg	Code	No.
100	7	0.032	8880280	203-100

128
PARING CHISEL
octagonal

- Chrome-molybdenum-vanadium air hardening steel 45CrMoV7
- Carefully hardened and tempered along the full length
- Striking head inductively tempered
- Working edge polished and clear varnished



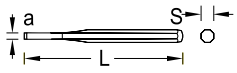

L	a	s	kg	Code	No.
120	2	10	0.070	8775650	128-2

129
GROOVING CHISEL
octagonal

- Acc. to DIN 6455
- Chrome-molybdenum-vanadium air hardening steel 45CrMoV7
- Carefully hardened and tempered along the full length
- Striking head inductively tempered
- Working edge polished and clear varnished



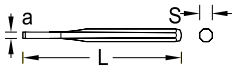

L	a	s	kg	Code	No.
150	3	10	0.070	8776460	129-3

Drift / Centre / Pin Punches

99
DRIFT PUNCH

octagonal

- Acc. to DIN 6458
- Chrome-molybdenum-vanadium air hardening steel 45CrMoV7
- Carefully hardened and tempered along the full length
- Striking heads inductively tempered
- Working edge polished and clear varnished
- Special types or sizes on request

* not standardised



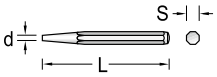

d		L	s	kg	Code	No.
1		120	10	0.060	8708700	99 10-1
2		120	10	0.061	8708970	99 10-2
3		120	10	0.063	8709190	99 10-3
4		120	10	0.065	8709350	99 10-4
5		120	10	0.063	8709510	99 10-5
3		120	12	0.088	8710950	99 12-3
4		120	12	0.086	8711170	99 12-4
5		120	12	0.091	8711330	99 12-5
6		120	12	0.094	8711410	99 12-6
7		120	12	0.096	8711680	99 12-7
8		120	12	0.099	8711760	99 12-8
10	*	120	12	0.103	8711920	99 12-10

100
CENTRE PUNCH

octagonal

- Acc. to DIN 7250
- Chrome-molybdenum-vanadium air hardening steel 45CrMoV7
- Carefully hardened and tempered along the full length
- Striking heads inductively tempered
- Working edge polished and clear varnished

* not standardised



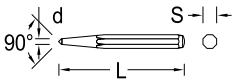

d		L	s	kg	Code	No.
4		120	10	0.063	8721050	100-10
5		120	12	0.091	8721130	100-12
5		150	12	0.119	8721210	100-15
8	*	150	16	0.216	8721480	100-16

922 ›565



1500 CT1-350 ›111



100 A
CENTRE PUNCH

octagonal, with carbide tip

- Chrome-molybdenum-vanadium air hardening steel 45CrMoV7



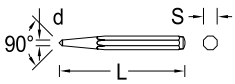

L	s	d	kg	Code	No.
120	10	4	0.063	8721720	100 A-10
130	12	4	0.089	1568396	100 A-12

101
AUTOMATIC CENTRE PUNCH

with tip

- For one hand operation
- With spring mechanism
- Impact power can be set by a screw thread
- With hand protection for comfortable and safe working
- Spare tip E 101



L	s	d	kg	Code	No.
145	16	4	0.145	8722880	101
		4	0.010	8870800	E 101

119
PIN PUNCH
octagonal



- Acc. to DIN 6450
- Chrome-molybdenum-vanadium air hardening steel 45CrMoV7
- Carefully hardened and tempered along the full length
- Striking heads inductively tempered
- Working edge polished and clear varnished
- No. 119-175 with pilot
- Special types or sizes on request

* not standardised

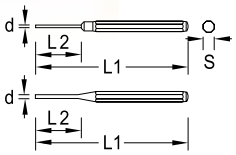

d		L_1	L_2	s	kg	Code	No.
1.5	*	110	30	8	0.061	2004658	119-1,5
2.0		150	30	10	0.070	8758640	119-2
2.5	*	150	30	10	0.069	8758720	119-2,5
3.0		150	40	10	0.071	8758800	119-3
3.5	*	150	40	10	0.072	8758990	119-3,5
4.0		150	50	10	0.061	8759020	119-4
4.5	*	150	50	10	0.065	8856220	119-4,5
5.0		150	50	10	0.068	8759290	119-5

d		L_1	L_2	s	kg	Code	No.
6.0		150	50	10	0.073	8759370	119-6
7.0	*	150	50	12	0.103	8759450	119-7
8.0		150	50	12	0.109	8759530	119-8
9.0	*	150	50	12	0.115	8759610	119-9
10.0		150	50	12	0.123	8759880	119-10
12.0		150	50	14	0.170	8759960	119-12
14.0		180	80	16	0.237	8859670	119-14
6.0		175	85	10	0.070	8761350	119-175

114
PIN PUNCH
with guide sleeve

- Driving point made from material 115CrV3, hardened 55 - 59 HRC
- Shank knurled
- Fine grinded and polished



d	L	kg	Code	No.
0.9	80	0.006	8755460	114-09
1.4	85	0.012	8755540	114-14
1.8	88	0.012	8755620	114-18
2.4	92	0.018	8755700	114-24
2.8	96	0.020	8755890	114-28
3.4	96	0.026	8755970	114-34
3.9	100	0.026	8756000	114-39
5.9	100	0.032	8756190	114-59

115
PIN PUNCH SET
8 pieces

- In metal case with lid
- With movable guide sleeve, -59 with fix guide sleeve
- Driving point made from material 115CrV3, hardened 55 - 59 HRC
- Shank knurled
- Fine grinded and polished



Contents		Code	No.
114-09 -14 -18 -24 -28 -34 -39 -59	0.350	8756780	115

Sets

116 A - 116 L
PIN PUNCH SET
6 pieces

- Chrome-molybdenum-vanadium air hardening steel 45CrMoV7
- Carefully hardened and tempered along the full length
- Striking heads inductively tempered
- Working edge polished and clear varnished
- 116 L = long pattern



116 D — 116 — 116 A — 116 L

Contents	Execution	kg	Code	No.
119-3 -4 -5 -6 -7 -8	wooden stand	0.714	8757240	116
119-3 -4 -5 -6 -7 -8	metal case with lid	0.820	8758050	116 D

Contents	Execution	kg	Code	No.
119-3 -4 -5 -6 -7 -8	PVC holder	0.530	8757670	116 A
119-2 -3 -5 -175 -175-4 -175-6	PVC holder	0.475	8839990	116 L

119 L
PIN PUNCH SET
6 pieces

- Chrome-molybdenum-vanadium air hardening steel 45CrMoV7
- Carefully hardened and tempered along the full length
- Striking heads inductively tempered
- Working edge polished and clear varnished
- In PVC holder
- Long pattern 175 mm



Contents	Execution	kg	Code	No.
119-175-4 175-5 175-6 175-7 175-8 175-10	PVC holder	0.580	8866290	119 L

106 - 106 D
CHISEL AND PUNCH SET
6 pieces

- Chrome-molybdenum-vanadium air hardening steel 45CrMoV7
- Carefully hardened and tempered along the full length
- Striking heads inductively tempered
- Working edge polished and clear varnished



106 D



106

Contents	Execution	kg	Code	No.
97-125 150 98-125 99 12-3 100-10 119-4	PVC holder	0.525	8725200	106
97-125 150 98-125 99 12-3 100-10 119-4	Metal case with lid	0.805	8725710	106 D

113 - 113 D
DRIFT PUNCH SET
6 pieces

- Chrome-molybdenum-vanadium air hardening steel 45CrMoV7
- Carefully hardened and tempered along the full length
- Striking heads inductively tempered
- Working edge polished and clear varnished



113 D



113

Contents	Execution	kg	Code	No.
99 10-1 2 3 99 12-4 5 100-10	PVC holder	0.460	8753680	113
99 10-1 2 3 99 12-4 5 100-10	metal case with lid	0.755	8754060	113 D

107
CHISEL AND PUNCH SET
12 pieces

- Chrome-molybdenum-vanadium air hardening steel 45CrMoV7
- Carefully hardened and tempered along the full length
- Striking heads inductively tempered
- Working edge polished and clear varnished
- In wooden stand



Contents	kg	Code	No.
95-150 200 96-150 97-125 99 10-2 3 4 5 100-10 119-2 3 5	2.075	8726440	107

various

206
TILER'S SETTING TOOL

- Chrome-vanadium steel 59CrV4
- Carefully hardened and tempered along the full length
- Striking heads inductively tempered
- Working edge polished and clear varnished



⊢mm⊣	■ mm	kg	Code	No.
150	8	0.070	8880600	206-150

90 HS
RIVET SETTER

octagonal

- Chrome-molybdenum-vanadium air hardening steel 45CrMoV7, zinc-plated
- Carefully hardened and tempered along the full length
- Striking heads inductively tempered
- With black protective hand guard for safe comfortable working



L	s	kg	Code	No.
170	18	0.488	8885830	90 HS-4
170	18	0.488	8886130	90 HS-6

208
CARBIDE SCRIBER

hexagonal

- Chrome-vanadium steel 59CrV4
- Nickel-plated



⊢mm⊣	■ mm	kg	Code	No.
150	6	0.040	8881680	208-150

126
RIVETTING SETTER

octagonal

- Acc. to DIN 6434
- Chrome-molybdenum-vanadium air hardening steel 45CrMoV7
- Working edge polished and clear varnished



for rivet shaft Ø	internal Ø	L	s	kg	Code	No.
2	2.5	100	10	0.063	8774090	126-2
3	3.5	100	10	0.061	8774170	126-3
4	4.5	100	12	0.081	8774250	126-4
5	6.0	110	12	0.132	8774330	126-5
6	7.0	110	14	0.130	8774410	126-6

127
RIVETTING SNAP DIE

octagonal

- Acc. to DIN 6435
- Chrome-molybdenum-vanadium air hardening steel 45CrMoV7
- Working edge polished and clear varnished



for rivet shaft Ø	internal Ø	L	s	kg	Code	No.
2	3.5	100	10	0.062	8775060	127-2
3	5.2	100	10	0.063	8775140	127-3
4	7.0	100	12	0.090	8775220	127-4
5	8.8	110	14	0.133	8775300	127-5
6	10.5	110	16	0.173	8775490	127-6

125 B
SET OF RIVETTING SETTERS AND SNAP DIES

6 pieces

- Chrome-molybdenum-vanadium air hardening steel 45CrMoV7
- Hardened in accordance with the technical specifications for striking tools to DIN 7255
- Working edge polished and clear varnished
- In PVC holder



Contents	kg	Code	No.
126-2 3 4	0.470	8773600	125 B
127-2 3 4			

Bending bars / Prybars

135
SETTING PUNCH

› Chrome-vanadium steel 59CrV4
› Hardened and tempered along the full length
› Special sizes available on request



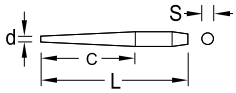

d	L	c	s	kg	Code	No.
5	180	110	12	0.110	8782350	135-5
6	200	120	13	0.150	8782430	135-6
8	200	130	16	0.225	8782510	135-8
9	200	130	20	0.340	8782780	135-9
10	230	140	22	0.490	8782860	135-10
11	250	155	25	0.620	8782940	135-11
12	280	170	27	0.890	8783080	135-12
14	315	190	30	1.250	8783160	135-14
15	340	200	32	1.570	8783240	135-15
16	380	220	36	2.190	8783320	135-16

136-500
TAPER PUNCH

octagonal

› Chrome-molybdenum-vanadium air hardening steel 45CrMoV7
› Carefully hardened and tempered along the full length



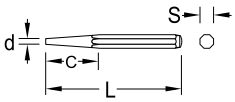

L	c	d	s	kg	Code	No.
500	170	5	20	1.050	8783400	136-500

137-600
BENDING BAR

octagonal

› Chrome-molybdenum-vanadium air hardening steel 45CrMoV7
› Carefully hardened and tempered along the full length



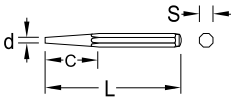

L	c	d	s	kg	Code	No.
600	120	5	20	1.305	8783590	137-600

138-400
BENDING TOOL

hexagon

› Chrome-vanadium air hardening steel 59CrV4, nickel-plated
› Carefully hardened and tempered along the full length



mm	mm	d	kg	Code	No.
400	23	17	0.645	1396609	138-400

139-400
PRYBAR

› Chrome-vanadium-steel 31CrV3, nickel-plated



mm	Ø	kg	Code	No.
400	14	0.480	1396595	139-400

140-380
UNIVERSAL PRYBAR

› Made from special steel, hardened
› Cutting edge polished
› With three nail pullers



mm	mm	kg	Code	No.
380	42	0.650	8894310	140-380

141
PRYBAR

octagonal

- Chrome-vanadium steel 59CrV4, chromated
- Hardened along the full length
- With plastic handle
- Very robust and resilient



mm	mm	s	kg	Code	No.
300	15	12	0.230	1471945	141-300
390	15	12	0.390	1471937	141-390
600	15	12	0.785	1471929	141-600

S 141-3
PRYBAR SET

3 pieces

- Chrome-vanadium steel 59CrV4, chromated
- Hardened along the full length
- With plastic handle
- Very robust and resilient
- Packed in cardboard box



Contents	kg	Code	No.
141-300 390 600	1.474	1525476	S 141-3

142-430
ALUMINIUM PRYBAR

- Forged of high-class aluminium
- Extremely light and very robust
- For universal use - with pry and tip
- Sensitive parts can be levered gently



mm	mm	kg	Code	No.
430	26	0.405	1859188	142-430

Nail lifter / Crowbars

120
WRECKING BAR

hexagon

- Made from special steel
- Working edges carefully hardened and tempered



mm	hexagonal	kg	Code	No.
350	18	0.840	8769330	120-350
500	18	1.150	8769410	120-500
600	18	1.355	8769680	120-600
700	18	1.550	8769760	120-700
800	18	1.770	8769840	120-800
1000	18	2.175	8769920	120-1000

122
CROWBAR

- With straight cutting edge and point



mm	Ø	kg	Code	No.
1000	30	5.2	8770500	122-1000
1500	30	8.2	8770770	122-1500

123
CROWBAR

- With curved cutting edge and point



mm	Ø	kg	Code	No.
1000	30	5.3	8771230	123-1000
1500	30	8.2	8771580	123-1500

124
CROWBAR

- With claw and point



mm	Ø	kg	Code	No.
1000	30	5.2	8772040	124-1000
1500	30	8.2	8772200	124-1500

151
CROWBAR

- Heavy-duty model
- With round head and cutting edge



mm	Ø	kg	Code	No.
1500	30	8.4	8824880	151-1500


GEDORE
No. 407 A
B:METALL
Made in UE

WORKSHOP SUPPLIES

AUTOMOTIVE TOOLS
› 534



EQUIPMENT
› 551



FILES, SAWS
› 552



VARIOUS
› 553



PARALLEL VICES
› 554



MEASURING TOOLS
› 554



THREAD WORKINGS
› 557



INDUSTRIAL CUTLERY
› 562



AT WORK
› 565



Tyre fitting / removal

› For the controlled tightening of wheel nuts or studs, we recommend torque wrenches
› For truck wheels, we specially recommend the DR-LKW torque wrench





FOUR-WAY WHEEL WRENCH

› Hot forged hexagon
› The collar, typical of GEDORE 4-way wheel wrenches, enlarges the welding area.
› The positive-fit joint remains solid even under extreme loading..





28 CU
4-WAY WHEEL WRENCH FOR SMALL TRUCKS

› For delivery vans and light trucks, buses and tractors
› Acc. to DIN 3119, ISO 6788
› GEDORE vanadium steel 31CrV3
› GEDORE grey powder-coated
› Dimensions: 600 x 600 mm



mm	∅ mm	kg	Code	No.
19x24x22x27 (3/4x15/16x7/8x1.1/16")	28,5x32x34,5x38,5	3.155	6228500	28 CU

28 LM - LV
4-WAY WHEEL WRENCH FOR TRUCKS

› For trucks, agricultural machines, tractors and industrial uses
› Acc. to DIN 3119, ISO 6788
› GEDORE vanadium steel 31CrV3
› GEDORE grey powder-coated
› Dimensions: 750 x 750 mm



mm	∅ mm	kg	Code	No.
24x27x30x32	34,5x38,5x42x45	5.555	6228770	28 LM
24x32x27x3/4" 4kt	34,5x45x38,5x26	5.515	6229150	28 LV

28 LR + 28 LRV
4-WAY WHEEL WRENCH FOR TRUCKS

- For trucks and heavy machines
- With turned centre, especially sturdy
- GEDORE vanadium steel 31CrV3, chrome-plated
- Dimensions: 750 x 750 mm



mm	∅ mm	kg	Code	No.
27x30x32x33	40x44x46x46	6.085	6228930	28 LR
27x30x32x3/4" 4kt	40x44x46x26	5.980	6228420	28 LRV

28 PKH
2-WAY WHEEL WRENCH FOR CARS

- An indispensible tool for all usual car wheel nuts
- With a protective central reinforcement (DBGM = German utility patent)
- Practical and strong, with long lever arm, a space-saver in the car boot
- GEDORE vanadium steel 31CrV3, chrome-plated
- Dimensions: 410 x 260 mm



mm	∅ mm	kg	Code	No.
17x19 (3/4")	26x28,5	1.020	6227290	28 PKH

28 PR + 28 PRV
UNIVERSAL 4-WAY WHEEL WRENCH

for cars and small trucks

- Acc. to DIN 3119, ISO 6788
- With solid turned centre, for the car and truck workshop
- With extra long lever arm and great range of sockets
- GEDORE vanadium steel 31CrV3, chrome-plated
- Dimensions: 550 x 550 mm



mm	∅ mm	kg	Code	No.
17x19 (3/4")x21x24	26x28,5x30,5x35,5	2.315	6227530	28 PR
17x19 (3/4")x21x1/2" 4kt	26x28,5x30,5x17,5	2.255	6227880	28 PRV

28 PU + 28 PUV
4-WAY WHEEL WRENCH FOR CARS

- For car wheel nuts in metric and inch sizes
- Acc. to DIN 3119, ISO 6788
- With protective central reinforcement (DBGM = German utility patent)
- GEDORE vanadium steel 31CrV3
- GEDORE grey powder-coated
- Dimensions: 420 x 420 mm



mm	∅ mm	kg	Code	No.
17x19 (3/4")x21x11/16"	26x28,5x30,5x26	1.285	6227610	28 PU
17x19 (3/4")x21x1/2" 4kt	26x28,5x30,5x17,5	1.315	6228260	28 PUV

27
WHEEL SOCKET WRENCH FOR TRUCKS

- With great head depth, for protruding bolts, without tommy bar
- GEDORE vanadium steel 31CrV3, chrome-plated
- Please order tommy bar 27 D separately



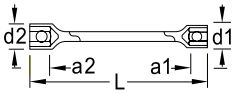

mm	"AF	L	a_1	a_2	d_1	d_2	Ø	kg	Code	No.
24 x 27	15/16 x 1.1/16	400	34.5	34.5	36	40		1.148	6225240	27 24x27
27 x 32		400	34.5	34.5	40	46		1.453	6220010	27 27x32
28 x 32		400	34.5	34.5	41	46		1.134	6220280	27 28x32
30 x 32	1.3/16 x 1.1/4	400	34.5	34.5	44	46		1.459	6225910	27 30x32
30 x 33		400	34.5	34.5	44	47		1.442	6220440	27 30x33
		630					18	1.260	6227100	27 D

8276
BALANCE WEIGHT PLIERS

- For removing, cutting, and attaching balancing weights
- GEDORE vanadium steel 31CrV3



mm	"inch	kg	Code	No.
250	10	0.386	6739350	8276-250 C

K 19 LS / K 19 LS-004 ›238



38
TYRE LEVER

- Profiled pattern, forged from solid stock
- With protective surfaces for light-alloy wheels
- GEDORE vanadium steel 31CrV3, chrome-plated



mm	"inch	kg	Code	No.
200	8	0.099	6332320	38 8
305	12	0.221	6332400	38 12
400	16	0.405	6332670	38 16
500	20	0.602	6332830	38 20
610	24	0.927	6332910	38 24

39
TYRE LEVER
heavy-duty pattern

- Heavy-duty, offset pattern
- GEDORE vanadium steel 31CrV3, chrome-plated



mm	"inch	kg	Code	No.
610	24	1.365	6333050	39

Brakes

135
BRAKE SPRING PLIERS

- For drum brakes
- With special holder and support crown, particularly suitable for glued brake linings
- GEDORE vanadium steel 31CrV3, chrome-plated



mm	inch	kg	Code	No.
330	13	0.389	6405300	135 13
480	19	0.956	6405490	135 19

135
BRAKE SPRING PLIERS
heavy-duty pattern

- For drum brakes
- With replaceable spring hooks (E-135 20) and hand protectors
- GEDORE vanadium steel 31CrV3, chrome-plated



mm	inch	kg	Code	No.
500	20	1.058	6400180	135 20
		0.016	5400480	E-135 20

643
BRAKE CALIPER BRUSH

- For cleaning all brake calipers
- With blue plastic handle



mm	Bristle length	kg	Code	No.
225	21	0.094	6531440	643

8726
BRAKE CALIPER FILE



mm	inch	kg	Code	No.
260	10	0.131	6770780	8726

Oil service

298
OIL CAN

- **298-00** / **298-01** Plastic oil can with sliding brass tube and cap
- **298-02** simple oil can in plastic



298-00



298-01



298-02

Litre	Pint	kg	Code	No.
0.250	1/2	0.979	6390010	298-00
0.125	1/4	0.074	6390280	298-01
0.025	1/16	0.010	6390360	298-02

298-04
OIL CAN

- Strong, cast iron pattern with pump, 300 ml



Litre	Pint	kg	Code	No.
0.3	5/8	0.492	6390520	298-04

299
DRAIN PLUG WRENCH

- For square plugs on engine sumps and oil drums, in nine common sizes
- GEDORE vanadium steel 31CrV3, chrome-plated
- 5 square sizes: 8.7, 9.5, 10.5, 11.5, 13 mm
- 4 tapered sizes:
  6.8-8.7, 10.5-13, 15.2-18, 16.5-19 mm
- One screwdriver blade: 5.5 x 18 mm



mm	kg	Code	No.
220	0.459	6464580	299

V-Belts / Filters

36
STRAP WRENCH

› With strong, non-slip fabric strap (E-36), extra wide = 25 mm
› 36 1-140 made from C45 steel
› 36 2-200 made from GEDORE vanadium steel 31CrV3
› Chrome-plated





∅ mm	∅ "inch	⟷ mm ⟷	mm	kg	Code	No.
140	5.1/2	220	25	0.278	6327320	36 1-140
200	8	285	25	0.578	6327400	36 2-200

E-36
SPARE STRAP

› Strong, non-slip fabric strap, extra wide = 25 mm



⟷ mm ⟷	mm	kg	Code	No.
480	25	0.062	5327380	E-36 1-140
900	25	0.104	5327460	E-36 2-200

36 Z
SPECIAL STRAP WRENCH

› For tightening and counter-holding V-belt pulley wheels
› Spare strap E-36 Z



⟷ mm ⟷	∅ mm	∅ "inch	kg	Code	No.
257	160	6	0.379	6320070	36 Z-140

E-36 Z
SPARE STRAP

⟷ mm ⟷	kg	Code	No.
257	0.080	1380613	E-36 Z-140

37
UNIVERSAL FILTER WRENCH

› For all usual oil filters and round screwed unions
› Adjustable metal strap, nickel-plated
› With handle



mm	⟷ mm ⟷ (appr.)	kg	Code	No.
80-110	285	0.349	6327670	37

37 V
UNIVERSAL FILTER WRENCH

› For all usual oil filters and round screwed unions
› Adjustable metal strap, nickel-plated
› With 1/2" square drive for all 1/2" tools



mm	⟷ mm ⟷ (appr.)	kg	Code	No.
80-110	150	0.265	6327750	37 V

Pistons / Valves

654
VALVE GRINDER

- With automatic reversal of lapping direction
- For use in hand drills
- Supplied with suction cups 652-20, -25, -30, -37



∅ mm	mm	kg	Code	No.
65	135	0.750	6535270	654

653
VALVE LAPPING TOOL

- Hand-held type with suction cup 652-25
- Beech wood handle



∅ mm	mm	kg	Code	No.
25	225	0.050	6532680	653

652
SPARE RUBBER SUCTION CUP
for 653 and 654



∅ mm	mm	kg	Code	No.
20	38	0.010	6530120	652-20
25	38	0.011	6532410	652-25
30	38	0.012	6530200	652-30
37	38	0.016	6530390	652-37

124
PLIERS FOR VALVE SEALS

- For pulling valve shaft sealing rings and removing valve spring supports
- For VW Audi, BMW, Mercedes, Opel, Ford, Nissan etc.
- Gun-metal finish, handles chrome-plated



mm	"inch	kg	Code	No.
250	10	0.348	6399310	124

128
VALVE SPRING COMPRESSOR

- For overhead valve engines
- With one pair each of straight and offset hooks
- Bright nickel-plated





mm	"inch	mm	"inch	kg	Code	No.
290	11.1/2	60-225	2.3/8-9	1.326	6398500	128 2-225
390	15	120-280	4.3/4-11.1/2	3.200	6398690	128 1-280

125
PISTON RING COMPRESSOR

- In special band spring steel, with continuous adjustment
- With clamping wrench



125 0 | 125 1 / 125 2 | 125 3

∅ mm	mm	"inch	kg	Code	No.
40-75	50	2	0.115	6396720	125 0
57-125	80	3	0.257	6396800	125 1
90-175	80	3	0.294	6396990	125 2
90-175	165	6.1/2	0.548	6397020	125 3

126
PISTON RING PLIERS

- With prism holder for secure fitting of piston rings
- With adjusting screw
- Bright nickel-plated



∅ mm	mm	"inch	kg	Code	No.
30-60	210	8.1/4	0.158	6397100	126 0-60

126
PISTON RING PLIERS

- For securely fitting piston rings
- Handles blue coated
- Bright nickel-plated



∅ mm	mm	"inch	kg	Code	No.
55-100	200	8	0.296	6397370	126 1-100
80-120	240	9.1/2	0.344	6397450	126 2-120
110-160	240	9.1/2	0.402	6397530	126 3-160

127
PISTON RING PLIERS

- With prism holder for safe piston ring spreading
- In special steel
- Prism holders hardened
- Chrome-plated, tips gun-metal finish

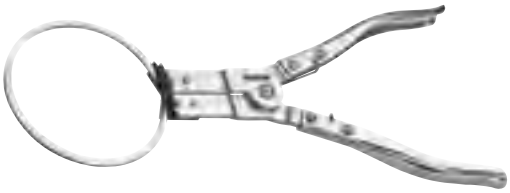

∅ mm	mm	"inch	kg	Code	No.
60-160	220	8.5/8	0.207	6397610	127

Pistons / Valves

132
HOSE CLAMP PLIERS

- For self-clamping hose clamps
- Handles chrome-plated



mm	"inch	kg	Code	No.
220	8.3/4	0.215	6399900	132

132-2
HOSE CLAMP PLIERS

- Rotating v-jaws for spring hose clamps with flat butt ends
- The pliers allow the clamp to be opened and closed without damaging the hose, even in hard-to-reach areas
- For use on VAG-vehicles (e.g. VW, Audi, Škoda, Seat)
- Made from steel sheet, nickel-plated



mm	kg	Code	No.
207	0.192	1894382	132-2

132-3
HOSE CLAMP PLIERS

- Rigid v-jaws
- For use on VAG-vehicles (e.g. VW, Audi, Škoda, Seat)
- Made from steel sheet, nickel-plated



mm	kg	Code	No.
195	0.165	1894390	132-3

132-4
HOSE CLAMP PLIERS CLIC

- With revolving locking bolts for CLIC hose clamps
- To open or close, just turn the plier by 180 degrees
- The pivotable bolts enable the usage even in hard-to-reach areas
- CLIC hose clamps are used on rubber and silicone hoses (e.g. automotive industry for fuel-, oil- and cooler-systems)
- Made from steel sheet, nickel-plated



mm	kg	Code	No.
210	0.181	1894404	132-4

132 CLIC
HOSE CLAMP PLIERS

- For CLIC-R hose clamps
- Polished, bright nickel-plated, joint gun-metal finish
- Forged execution for clamp diameter 5 - 30 mm



mm	"inch	kg	Code	No.
180	7	0.247	1396714	132 CLIC

134
HOSE CLAMP PLIERS

- With self-adjusting joint, DBGM (= German utility patent)
- Angled jaw
- Bright nickel-plated, joint gun-metal finish



mm	"inch	kg	Code	No.
180	7	0.411	6391330	134

134 B
HOSE CLAMP PLIERS

- Bowden-cable operation
- With self-adjusting joint, DBGM (= German utility patent)
- Angled jaw
- Bright nickel-plated, joint gun-metal finish



mm	"inch	kg	Code	No.
180	7	0.596	6390950	134 B

8272
UNIVERSAL PLIERS

- With adjustable joint and protection against clamping
- Non-slip handles, slightly angled jaw position
- In heat-treated steel as per EN 10083



mm	"inch	kg	Code	No.
165	6	0.189	6738620	8272-165 C
200	8	0.259	6738890	8272-200 C

Voltage tester

4610
CAR LIGHT TESTER

- For testing 6-24 Volt
- Compact brass model
- With cable and alligator crimp



Measuring range	mm	kg	Code	No.
6-24 V	125	0.069	6698570	4610

4611
VOLTAGE TESTER

- For 6-24 Volt
- With cable and alligator crimp



mm	mm	mm	kg	Code	No.
3.0	55	115	0.026	6698650	4611

4612
VOLTAGE TESTER

- For 3-48 V
- Use: automobile, utility vehicles
- LED displays the voltage in the area of 12, 24, 48 V as well as the polarity
- For work in confined areas
- TÜV and GS tested, IEC / EN 61010-1 (DIN VDE 0411)
- Measurements: 145 x 25 x 16mm
- Protection classification IP40, protection class III



Measuring range	kg	Code	No.
3-48 V	0.120	1881647	4612

4615 ›579



V 4616 ›579



Lifters

121-2
SUCTION CUP LIFTER
with 2 cups

- With suction mechanism and safety locking
- In ABS, resistant to oil and acids
- Fixed suction cups
- Also suitable for transporting slightly textured surfaces
- Lifting capacity 60 kg



mm	Ø	kg	Code	No.
			2979276	121-2

121-3
SUCTION CUP LIFTER
with 3 cups

- Increased lifting safety with three fixed suction cups
- Aluminium, enamelled blue
- Lifting capacity 100 kg



Ø	kg	Code	No.
120	1.403	6390790	121-3

121 G
SUCTION CUP LIFTER
with 2 cups

- With suction mechanism and safety locking
- In ABS, resistant to oil and acids
- Movable suction cups
- Particularly suitable for curved panes
- Lifting capacity 45 kg



⟷ mm ⟷	Ø	kg	Code	No.
390	120	0.642	6391170	121 G

121 G-3
SUCTION CUP LIFTER
with 3 cups

- Three movable suction cups, resistant to oil and acids, in ABS
- Particularly suitable for curved panes
- Cups blue colour, handle black aluminium
- Lifting capacity 100 kg



Ø	kg	Code	No.
120	1.345	6390870	121 G-3

640
MINI MAGNETIC LIFTER

- Flexible thin shaft for the smallest apertures



⟷ mm ⟷	Diameter of magnet	Ω	kg	Code	No.
400	3	120	0.024	6530630	640-120
400	4	270	0.025	1785338	640-270

640
MAGNETIC LIFTER

- With flexible shaft and plastic handle
- Bright nickel-plated



640-500



640-1800

⟷ mm ⟷	Diameter of magnet	Ω	kg	Code	No.
460	10.0	500	0.095	6531010	640-500
520	12.0	1800	0.230	6531280	640-1800
520	16.5	3000	0.275	6531360	640-3000

641
CLAW GRIPPER

- With flexible shaft for grasping small parts
- Also suitable for inserting split pins, dowels, etc. in confined areas
- Max. gripping capacity 14 mm



⟷ mm ⟷	Ø	kg	Code	No.
540	7	0.103	6531520	641

642 SP
MAGNETIC LIFTER
with lamp, mirror and clip

- For searching and lifting small metal parts in confined areas
- If necessary, the magnet can be removed
- Mirror diameter 30 mm



⟷ mm ⟷	Diameter of magnet	Ω	kg	Code	No.
500	12	350	0.172	6536750	642 SP

Spark Plugs

D 48
SPARK PLUG SOCKET WRENCH

- Double ended
- Forged from solid stock
- With fully pivoting sheet metal covered lever
- With sheet clip
- GEDORE vanadium steel 31CrV3, chrome-plated



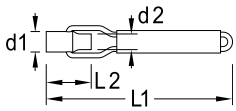

mm	"AF	L_1	L_2	d_1	d_2	kg	Code	No.
16 x 20,8	5/8 x 13/16	232	56	27.5	21.5	0.233	6360100	D 48

DS 49
SPARK PLUG SOCKET WRENCH

- With rubber holder and offset bores
- Forged and hardened, chrome-plated
- With angled tommy bar No. 49 D Ø 8 mm
- In seamless precision tubing as per DIN 2391-ST 55, chrome-plated



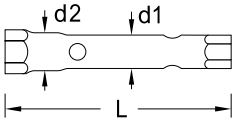

mm	"AF	L	d_1	d_2	kg	Code	No.
16 x 20,8	5/8 x 13/16	190	24	25	0.324	6361340	DS 49 R

50 - 57
SPARK PLUG SOCKET

10 | 3/8" | 12,5 | 1/2"

- With retention spring
- For use in confined areas, with jointed tools 3/8" or 1/2" square drive or tommy bar Ø 8 mm
- GEDORE vanadium steel 31CrV3, polished head, chrome-plated



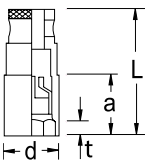

mm	"AF	□"	L	t	a	d	kg	Code	No.
20.8	13/16	1/2	63.5	7	25.5	27.5	0.136	6361690	50
20.8	13/16	3/8	63.5	7	25.5	27.5	0.148	6362580	52
16.0		3/8	63.5	7	20.5	21.5	0.103	6362740	53
16.0		1/2	63.5	7	20.5	21.5	0.095	6363040	54
18.0		3/8	63.5	7	20.5	23.5	0.138	6361770	56
18.0		1/2	63.5	7	20.5	23.5	0.125	6361930	57

50 MH - 59 MH
SPARK PLUG SOCKET
with magnet

10 | 3/8" | 12,5 | 1/2"

- With two magnets
- For use in confined spaces with jointed tools 3/8" or 1/2" square drive or tommy bar Ø 8 mm
- With powerful magnets in the hexagon surface, which hold the spark plug safely on the hexagon
- Wide opening gives space to the spark plug and makes it easier to put on the socket in confined areas
- The ceramic core of the spark plug remains untouched
- GEDORE vanadium steel 31CrV3, chrome-plated, polished head



57 MH



50 MH



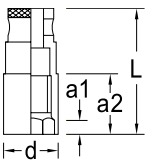

mm	"AF	□"	L	a_1	a_2	d	kg	Code	No.
20.8	13/16	1/2	64	7	30.5	27.5	0.136	6361420	50 MH
20.8	13/16	3/8	64	7	30.5	27.5	0.146	6361500	52 MH
16.0		3/8	64	7	30.5	21.5	0.100	6363390	53 MH
16.0		1/2	64	7	30.5	21.5	0.094	6363470	54 MH
18.0		3/8	64	7	30.5	23.5	0.137	6361850	56 MH
18.0		1/2	64	7	30.5	23.5	0.127	6362150	57 MH
13.0		3/8	64	7	30.5	18.0	0.074	6366220	59 MH

SAFETY NOTES

- For engines with ignition coils integrated in the spark-plug connector (coil-on-plug), use only spark-plug sockets with retainer springs! (Nos. 50 - 57)
- Do not use magnetic spark-plug spanners on coil-on-plug spark plugs!
- This can result in control unit faults!

S 51 GU
SET OF SPARK PLUG SOCKETS 3/8"

10 pieces

- 4 spark plug sockets with magnets, 1 socket with UD profile
- Reversible ratchet with flexible head and fine tooth mechanism, 3/8" square drive
- 3 extensions, 1 universal joint
- GEDORE vanadium steel 31CrV3
- In GEDORE blue sheet steel case
- Dimensions: 320 x 210 x 55 mm



Contents	kg	Code	No.
52 MH 53 MH 56 MH 59 MH D 55 3093 GU-3 3090-3 -5 -10 3095	2.523	1795554	S 51 GU

D 55
SPARK PLUG SOCKET 3/8"

UD profile

- With retention spring
- For use with jointed tools 3/8" square drive or tommy bar Ø 8 mm



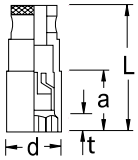

mm	"		L	t	a	d	kg	Code	No.
14	3/8	10	63.5	7.0	22.5	19.2	0.068	1793586	D 55

PR 265
SPARK PLUG SOCKET WRENCH

- With tommy bar 26 D 8 and 1/2" square drive for use with the torque wrenches
- Particularly suitable for Renault and Peugeot



mm	"AF	L	d	kg	Code	No.
16.0	5/8	270	20.2	0.250	6646340	PR 265

647 - 648
SPARK PLUG BRUSH

- With plastic handle and brass wire bristles



mm	Bristle length	kg	Code	No.
180	15	0.022	6531950	647
100	14	0.009	6532090	648

Exhaust / Engine / Various

224
RATCHET PIPE CUTTER NIRO

for stainless steel pipes

- Low space requirements, therefore highly suitable for working on vehicle exhaust gas systems
- Body in zinc-plated pressure-cast aluminium
- Easy handling via ratchet feed with automatic infeed of the cutting wheel with every rotation
- Cutting wheel made from high-alloy stainless steel, with high service life
- One spare cutting wheel in addition



∅ mm	Wall thickness	⟷ mm ⟷	kg	Code	No.
16-35	1,0-3,0	260	0.930	1600877	224011
25-66	1,0-3,0	360	1.710	1600885	224021

4589
CHAIN PIPE CUTTER

- For pipes with Ø 75 mm and wall thickness 2.6 mm
- Also suitable for stainless steel pipes
- Spare chain E 4589 A



∅ mm max.	length appr.	kg	Code	No.
80	246	0.909	1446940	4589
	315	0.200	1446959	E-4589 A

E 224
SPARE PARTS



224211



224611

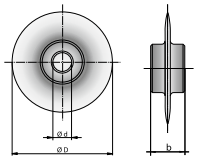

Description	Ø D	b	Ø d	kg	Code	No.
Cutting wheel size 1 + 2	26	6.3	4.8	0.007	1621440	224211
Wheel bolt size 1 + 2				0.003	1621459	224611

614
ANTI-FREEZE TESTER

- For ethylene glycol mixtures
- Practical, reliable apparatus with high measuring accuracy
- Easy-to-read scale with degrees Celsius
- Made from high-quality impact-resistant plastics
- Corrosion-proof
- Suction tube length: 185 mm



kg	Code	No.
0.150	6523770	614

8134
INSTALLATION PLIERS

- For spreading of horseshoe pattern circlips of shaft retainers, on motors, gearboxes, clutches, etc.
- For VW, AUDI and American vehicles
- GEDORE vanadium steel 31CrV3



⟷ mm ⟷	⟷ "inch ⟷	kg	Code	No.
170	6.3/4	0.191	6722030	8134-170 C

Car body work

269
BODYWORK FILE

- With light-alloy handle and flexible milled file blades
- **269 K** complete with 269 F 9
- **269 L** without milled file blade



Execution	kg	Code	No.
complete	1.050	6460080	269 K
without file blade	0.614	6460160	269 L

269 F
FLEXIBLE MILLED FILE BLADES



Teeth "	Execution	⊢mm⊣	kg	Code	No.
7	extra coarse	354	0.249	5460030	269 F 7
9	coarse	354	0.289	5460110	269 F 9
12	fine	354	0.303	5460380	269 F 12

252 - 288
PLANISHING HAND ANVILS

- Made from hardened and tempered steel to EN 10083
- Enamelled, with ground faces



252



253



254



255



259



281



282



285



288

Measurements	kg	Code	No.
72 x 55 x 63	1.206	6456990	252
Ø 58.5 x 60	0.844	6457020	253
80 x 60 x 33	1.070	6457100	254
120 x 58 x 23	0.942	6457290	255
125 x 55 x 25	1.028	6457610	259

Measurements	kg	Code	No.
130 x 55 x 36	0.933	6461720	281
100 x 40 x 80 x 70 x 62	1.372	6461800	282
111 x 68 x 23.5	0.999	6462020	285
104 x 66 x 25	0.987	6463340	288

289 - 291
BODYWORK SPOON

› Made from hardened and tempered steel to EN 10083
› Enamelled, with ground faces



289



291

⊢mm⊣	⊢"inch⊣	kg	Code	No.
275	11	0.545	6463420	289
390	16	1.014	6463690	291

292 - 293
BODYWORK LEVER

› GEDORE vanadium steel 31CrV3
› Enamelled, with ground faces



292



293

⊢mm⊣	⊢"inch⊣	kg	Code	No.
450	16	1.888	6463770	292
500	19	2.186	6463850	293

251
FLAT ROUND FACE HAMMER

› With ergonomic ash handle (E-251 E)
› Made from hardened and tempered steel to EN 10083
› Enamelled blue, with ground faces



E-251 E
SPARE HANDLE ASH

⊢mm⊣	↕ mm	● mm	● mm	Spare handle	kg	Code	No.
300	155	40	31	E-251 E	0.497	6456720	251

⊢mm⊣	kg	Code	No.
300	0.111	1808621	E-251 E

261
PLANISHING HAMMER

› With ergonomic ash handle (E-261 E)
› Made from hardened and tempered steel to EN 10083
› Enamelled blue, with ground faces



E-261 E
SPARE HANDLE ASH

⊢mm⊣	↕ mm	● mm	Spare handle	kg	Code	No.
325	160	31	E-261 E	0.512	6457960	261

⊢mm⊣	kg	Code	No.
325	0.111	1440934	E-261 E

272 - 273
SMOOTHING HAMMER

- With ergonomic ash handle (E-251 E)
- Made from hardened and tempered steel to EN 10083
- Enamelled blue, with ground faces
- The K models have one milled cross-hatched face and one smooth square face



272



273

mm	mm	mm	mm	Spare handle	kg	Code	No.
300	105	32	25	E-251 E	0.306	6460400	272
300	105	32	25	E-251 E	0.322	6460590	272 K
300	100	40	35	E-251 E	0.403	6460670	273
300	100	40	35	E-251 E	0.395	6460750	273 K

275 - 276
EMBOSSING HAMMER

- With ergonomic ash handle (E-251 E)
- Made from hardened and tempered steel to EN 10083
- Enamelled blue, with ground faces



275



276

mm	mm	mm	Spare handle	kg	Code	No.
300	160	40	E-251 E	0.446	6461050	275
300	160	40	E-251 E	0.446	6461130	276

277
POINT PEIN HAMMER

- With ergonomic ash handle (E-251 E)
- Made from hardened and tempered steel to EN 10083
- Enamelled blue, with ground faces



mm	mm	mm	Spare handle	kg	Code	No.
300	137	37	E-251 E	0.331	6461210	277

278
PLANISHING / GROOVING HAMMER

- With ergonomic ash handle (E-251 E)
- Made from hardened and tempered steel to EN 10083
- Enamelled blue, with ground faces



mm	mm	mm	Spare handle	kg	Code	No.
300	160	40	E-251 E	0.406	6461480	278

Bodywork tool sets

Professional selection of tools
Available loose or in a sturdy steel case, powder-coated blue hammer finish

260
BODYWORK TOOL SET

8 pieces

- Workshop selection
- Well-chosen workshop assortment for universal use
- In sheet steel case
- Dimensions: 525 x 206 x 78 mm



Contents	kg	Code	No.
251 252 253 254 255 281 273 K 226 E-2 + WK 260 L	8.9	6457880	260
251 252 253 254 255 281 273 K 226 E-2	6.7	6459150	S 260

280
BODYWORK TOOL SET

12 pieces

- Large workshop assortment
- Good selection of the most common bodywork tools
- In sheet steel case
- Dimensions: 545 x 230 x 110 mm



Contents	kg	Code	No.
272 K 273 K 277 278 281 282 288 291 292 293 259 225 E-32 + WK 280 L	15.4	6461640	280
272 K 273 K 277 278 281 282 288 291 292 293 259 225 E-32	11.8	6462290	S 280

Sheet metal forming tools

8532
OFFSETTING PLIERS WITH PUNCH

- Combination pliers for offsetting sheet metal edges up to 1 mm and for punching sheet metal for spot welding
- The rotating head makes both operations possible using one tool
- Single-handed, low-force operation



●-mm-|	∅ mm	|◂ mm ▸|	kg	Code	No.
22	5	325	1.258	6751130	8532

8533
PUNCH PLIERS

- With adjustable stop for punching sheet metal up to 1.5 mm



●-mm-|	∅ mm	|◂ mm ▸|	kg	Code	No.
up to 30	5	260	0.955	6751640	8533

2200 - 2201
LETTER AND NUMBER PUNCHES

- To label finished parts such as signs, tools, etc.
- Made from hardened steel with hardened handle and tempered striking head
- In blue plastic box
- No. 2200 = 9 numbers, 6 mm printing height
- No. 2201 = 27 letters (A - Z, &), 6 mm printing height



⊢mm⊣	■ mm	kg	Code	No.
70	9	0.415	8605140	2200-6
70	9	1.240	8605220	2201-6

Equipment

905
CREEPER

- Comfortable, ergonomically shaped one-piece creeper
- With practical carrying handle
- Made from PP (polypropylene) - kind on the skin, resistant to oil, grease and brake fluid
- Six swivel castors ensure easy and safe manoeuvrability
- Fatigue-free working, with head/neck cushion for maximum comfort
- Bucket moulding gives additional hold and allows maximum freedom of movement
- Two storage trays (right/left) to keep tools and small parts within easy reach
- Carrying capacity: 130 kg
- Temperature range -30 °C to +60 °C
- Dimensions: 1030 x 480 x 115 mm



L	W	H	kg	Code	No.
1030	480	115	5.0	1823698	905

906
KNEELING BOARD

- Made from solid foam, blue/black
- With indented grip
- Dimensions: 450 x 210 x 30 mm



L	W	H	kg	Code	No.
450	210	30	0.110	1942948	906

907
WING PROTECTOR

- Protection from unwanted scratches, dents and dirt
- Magnetic attachment keeps paintwork safe from damage - also attaches to galvanised steel sheet
- Rugged, padded imitation leather and reinforced edges provide a perfect, cushioned working area
- Dimensions: 1100 x 650 mm with wheel cut-out to allow free access



L	W	kg	Code	No.
1100	650	0.620	1942956	907

Files

8729
CONTACT FILE

› In blue PVC tear-off wallet



⊢"inch⊣	⊢mm⊣	Cut	kg	Code	No.
6	150	2	0.009	6771080	8729

8701
HAND FILE

› PVC handle
› DIN 7261, Form A
› Cut: 2



L	L"	W	H	Cut	kg	Code	No.
150	6	16	4	2	0.096	6768020	8701 2-6
200	8	20	5	2	0.183	6768100	8701 2-8
250	10	25	6	2	0.323	6768290	8701 2-10

8722
ROUND FILE

› PVC handle
› DIN 7261, Form F
› Cut: 2



Ø	Cut	L	L"	kg	Code	No.
6.0	2	150	6	0.057	6770000	8722 2-6
7.5	2	200	8	0.112	6770190	8722 2-8
9.5	2	250	10	0.186	6770270	8722 2-10

8730
DEBURRER

› A valuable helper for removing burr on a wide range of different materials
› The small, free-turning deburring knife adjusts to the contour of the workpiece and removes burr
› Consisting of:
› 676 Driving handle
› 699 Bit holder
› E-8730 Deburrer bit 1/4" hex



Description	kg	Code	No.
Deburrer	0.090	2190907	8730
Deburrer bit 1/4" hex	0.005	2190915	E-8730

8728
KEY FILE SET

6 pieces

› Acc. to DIN 7283
› In blue plastic wallet



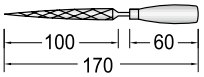

5 types	Cut	kg	Code	No.
	2	0.150	6771910	8728

8719
TRIANGULAR FILE

› PVC handle
› DIN 7261, Form C
› Cut: 2
› * not standardised



L	L"		W	Cut	kg	Code	No.
150	6	*	10	2	0.081	6769260	8719 2-6
200	8		14	2	0.177	6769340	8719 2-8
250	10		17	2	0.304	6769420	8719 2-10

8725
HALF-ROUND BLUNT FILE

› PVC handle
› DIN 7261, Form E
› Cut: 2



L	L"	W	H	Cut	kg	Code	No.
150	6	16	4.5	2	0.091	6770350	8725 2-6
200	8	20	6.0	2	0.170	6770430	8725 2-8
250	10	25	7.0	2	0.285	6770510	8725 2-10

various

644 - 646
WIRE BRUSH

› With untreated wooden handle, angled pattern, smooth, cast steel wire bristles



Execution	Bristle length	⊢ mm ⊣	kg	Code	No.
3-row	23	290	0.137	6531600	644
6-row	25	290	0.156	6531870	646

645
FILE BRUSH

› With carded cover and wooden handle
› Bristle field 110 x 40 mm



⊢ mm ⊣	Bristle length	kg	Code	No.
250	10	0.095	6531790	645

Saws

401
SMALL SAW FOR METAL

› Mini-hacksaw, bright nickel-plated
› Saw blade 401 A



Description	⊢ mm ⊣	⊢ "inch ⊣	kg	Code	No.
Small saw for metal	350	13.3/4	0.226	6500050	401
Saw blade	200		0.012	5500000	401 A

403
HACKSAW

› Adjustable tubular steel frame
› For 10" and 12" hacksaw blades, complete with No. 403 A-405 A
› Saw blades single-sided (403 A-405 A) and double-sided (403 B-405 B)
› Handle enamelled



Description	⊢ mm ⊣	⊢ "inch ⊣	kg	Code	No.
Hacksaw	410	18.1/2	0.411	6500210	403
Saw blade, single-sided			0.028	5500350	403 A-405 A
Saw blade, double-sided			0.041	5500430	403 B-405 B

404
SMALL SAW FOR METAL PUK

› Bright nickel-plated
› Saw blade 404 A-406 A



Description	⊢ mm ⊣	⊢ "inch ⊣	kg	Code	No.
Small saw for metal PUK	290	11	0.107	6500480	404
Saw blade	145		0.003	5501080	404 A-406 A

406
HOBBY SAW

› For wood and metal
› Made from flat bar, 10 x 5 mm, zinc-plated
› Glass-fibre reinforced plastic handle
› Reach 50 mm
› For use with junior hacksaw blades 145 mm
› Saw blade 404 A-406 A



Description	⊢ mm ⊣	⊢ "inch ⊣	kg	Code	No.
Hobby saw	250	10	0.168	6501020	406
Saw blade	145		0.003	5501080	404 A-406 A

407
HACKSAW

› Very light hacksaw in pressure-cast aluminium
› Ergonomic soft rubber hand grips
› Fixing of the sawblade by simple turning the blue clamping element in the hand grip
› Clamping piece adjustable by 40°
› Saw blade bimetal 407 A



Description	kg	Code	No.
Hacksaw	0.650	1879375	407
Saw blade bimetal	0.055	1879383	407 A

V 406 ›595



Parallel Vices

409 - 410
PARALLEL VICE

- Welded, compact design
- Jaws and anvil plate induction hardened
- Extra large anvil surface for aligning works
- Protected vice spindle
- Adjustable guidance
- Enamelled blue



mm	mm	kg	Code	No.
100	120	7.0	6500800	409
150	155	16.4	6500990	410

411
PARALLEL VICE

- Sturdy forged design
- Jaws and anvil plate induction hardened
- Protected vice spindle
- Adjustable guidance
- Enamelled blue



mm	mm	kg	Code	No.
125	150	12.5	6501100	411-125
150	200	18.5	6501290	411-150

E-411
SPARE JAWS FOR PARALLEL VICE

- Jaws induction hardened



Description	mm	kg	Code	No.
Aluminium jaws 125 mm	125	0.186	5704430	E-411 A-125
Aluminium jaws 150 mm	150	0.218	5704510	E-411 A-150
Pipe-clamping jaws 125 mm	125	0.794	5704270	E-411 R-125
Pipe-clamping jaws 150 mm	150	0.778	5704350	E-411 R-150

Measuring Tools

702
FEELER GAUGE SET, FAN PATTERN

- With protective handle, folding, blade length 100 mm
- Handle nickel-plated
- **702** 22 A + **702** 26 A each increasing by 1/1000"



	kg	Code	No.
5 10 15 20 25 30 40 50/100	0.037	6547520	702 8 M
3 4 5 6 7 8 9 10/100	0.027	6547600	702 88 M
5 10 15 20 25 30 40 50 60 70 80 90 100/100	0.065	6547790	702 13 M
5 10 15 20 25 30 35 40 45 50 55 60 65 70 75 80 85 90 95 100/100	0.100	6547870	702 20 M
10 12 14 16 18 20 22 24 26 28 30 32 34 36 38 40 42 44 46 48 50/100	0.068	6547950	702 21 M

	kg	Code	No.
.002 .004 .006 .008 .010 .012 .015 .020"	0.033	6548250	702 8 A
.0015 .002 .003 .004 .006 .008 .010 .012 .015 .020 .025"	0.038	6548410	702 11 A
.002 .003 .004 .005 .006 .008 .010 .012 .015 .020 .025 .030 .035"	0.055	6548680	702 13 A
.004 - .025"	0.081	6548760	702 22 A
.0015 - .025"	0.080	6548840	702 26 A

703 M
VALVE FEELER GAUGE

› 7 Blades, blade length 75 mm



		Code	No.
10 15 20 25 30 35 40/100	0.011	6549140	703 M

705 M
SPARK PLUG GAUGE

› With electrode adjuster
› Gauge wires in precision steel wire



∅ mm		Code	No.
40 50 60 70 75 80 90 100/100 mm	0.027	6549570	705 M

706
THREAD GAUGE

› 52 Blades
› For metric and Whitworth threads
› Pitches 0.25-6.00 mm / 62-4 Step" W



Pitch		Code	No.
0,25-6,00	0.083	6549730	706

710
POCKET VERNIER CALLIPER

› DIN 862, Form A 2
› For internal and external measurements, with polished tips, depth gauge and high-speed setting
› Graduated in mm and inches, vernier 1/20 and 1/128"
› In leather wallet



⊢ mm ⊣	mm	"inch		Code	No.
213	140	5.1/2	0.171	6555030	710

711
DIGITAL MEASURING CALLIPER

› To DIN 862
› Stainless steel, hardened
› Switchable from mm to inch
› Measuring range 0 - 150 mm/6"
› Data output (mini-USB)
› Zeroing in any position
› Measurement beak finely smoothed and lapped
› Large LCD display (digit height 9 mm)
› Can be used with or without thumb roller (replacement part without thumb roller included in delivery for self-mounting)
› In sturdy protective case



⊢ mm ⊣	mm	"inch		Code	No.
230	153	6	0.408	6550070	711

717
STEEL RULE

› Steel rule with millimetre and inch graduation acc. to DIN ISO 2768
› Top edge 1/64; 1/32 and 1/16 inch graduation, bottom edge 1/2 mm and 1/1 mm graduation
› Etched graduation for a legible reading
› Reading from left to right
› Flexible version
› Stainless spring-steel
› Satin non-glare finish
› Dimensions: 300 x 18 x 0.5 mm



⊢ mm ⊣	⊢ "inch ⊣		Code	No.
300	12	0.010	1965603	717-30

718
INSPECTION MIRROR

› For inspection of areas that are not directly visible
› Mirror of resistant mineral glass, Ø 30 mm, swivels through 360°
› Telescope handle adjusts from 130 to 670 mm
› Brass handle, mirror frame from stainless steel
› Nickel-plated
› Resistant to oil, grease and brake fluid



Ø	⊢ mm ⊣		Code	No.
30	130-670	0.040	1979841	718

720
TWEEZERS

› With angled tips
› Bright nickel-plated



mm	kg	Code	No.
150	0.025	6556270	720

721
CROSS TWEEZERS

› With straight tips
› Bright nickel-plated



mm	kg	Code	No.
160	0.033	6556350	721

722-1
PRECISION TWEEZERS

› Flat, fine, long points
› Satin non-glare finish



mm	kg	Code	No.
130	0.022	1881655	722-1

722-1 ESD
PRECISION TWEEZERS ESD

› Flat, fine, long points
› Satin non-glare finish
› ESD = electrostatic discharge protection, black





mm	kg	Code	No.
130	0.022	1881663	722-1 ESD

722-2
PRECISION TWEEZERS

› Flat, fine points
› Satin non-glare finish



mm	kg	Code	No.
95	0.010	1881671	722-2

745
SCRIBER

› Made from special steel



mm	kg	Code	No.
250	0.058	6559530	745

746
CARBIDE SCRIBER

› Carbide, silver
› With drop mechanics
› Replaceable tip (E-746)



mm	kg	Code	No.
140	0.022	6559610	746

4533-2
FOLDING RULE

› Robust 2 m model with brass protective caps
› Most suitable for craftsmen or do-it-yourselfers
› Links 3.0 x 16 mm
› Made of branch free beechwood with invisible metal fittings
› Riveted joint guarantees correct measurement even in humid or dry conditions
› With easy to read metric dual scale
› Accuracy class III
› EG-design approval for continuous mm division



L m	kg	Code	No.
2	0.086	1837087	4533-2

4534
STEEL TAPE MEASURE

› With belt clip and rewind stop
› mm-divisions
› Approved standard mark



L m	mm	kg	Code	No.
3	13	0.128	6697920	4534-3
5	19	0.220	6698060	4534-5
8	25	0.365	6698140	4534-8

Thread Workings

8552-025
SCREW EXTRACTOR SET
25 pieces

- For extracting broken screws and bolts with threads M5 - M16
- In handy plastic case, with twist drills, guide sleeves, extractor pins and extractor nuts
- Dimensions: 200 x 120 x 38 mm



Contents	kg	Code	No.
Extractor pins size 1 2 3 4 5 **Drilling sleeves 1 2 3 4 5 6 7 8 9 10** **Extractor nuts size 10 11 13 14 17** **Drills 8.7-11/32" 8-5/16" 6.4-1/4" 4.8-3/16" 3.2-1/8"**	0.790	6755550	8552-025

140
THREAD FILE

- For repairing damaged internal and external threads
- Chrome-vanadium steel, ISO-nickel-plated
- 140 metric threads
- 140 A inch threads
- 140 W Whitworth threads



for thread pitches	⊢mm⊣	kg	Code	No.
0.80 1.00 1.25 1.50 1.75 2.00 2.50 3.00 mm	230	0.125	6409640	140
24 20 18 16 14 13 12 11 inch	230	0.125	6409720	140 A
24 20 18 16 14 12 11 10 Whitworth	230	0.124	6409800	140 W

8551 S
SCREW EXTRACTOR

- For removing broken screws, bolts and tube ends
- Made from high-grade chrome-vanadium steel, tempered, 54-56 HRC
- Lower unscrewing torques thanks to the revised cross-section geometry
- Reduced drilling depth thanks to an optimised thread length
- Greater safety for user and component alike
- Larger application range, time-saving



M	M	Ø	Bore mm	■	⊢mm⊣	kg	Code	No.
M3 - M6	1/8-1/4	1,8-7,0	3,0	2.7	50	0.003	2659352	8551 S 1
M6 - M8	1/4-5/16	3,2-10,0	5,0	3.8	57	0.007	2659379	8551 S 2
M8 - M11	5/16-7/16	4,5-13,0	6,0	4.9	64	0.014	2659387	8551 S 3
M11 - M14	7/16-9/16	6,5-16,0	8,0	7.0	71	0.027	2659395	8551 S 4
M14 - M18	9/16-3/4	8,5-21,0	10,0	9.0	79	0.046	2659409	8551 S 5
M18 - M24	3/4-1	12,0	14,0	12.0	85	0.095	2659417	8551 S 6

8551 S
BOLT EXTRACTOR SET

- For removing broken screws, bolts and tube ends
- Made from high-grade chrome-vanadium steel, tempered, 54-56 HRC



8551 S-006



8551 S-005

Contents	M	kg	Code	No.
8551 S 1 2 3 4 5	M3-M18	0.125	2659336	8551 S-005
8551 S 1 2 3 4 5 6	M3-M24	0.230	2659344	8551 S-006

8551
BOLT EXTRACTOR SET

- Made from chrome-vanadium steel, 35 HRC
- In plastic case



8551-66

Contents	M	kg	Code	No.
8551 1 2 3 4 5	M3-M18	0.117	6759620	8551-55
8551 1 2 3 4 5 6	M3-M24	0.221	6759700	8551-66
8551 1 2 3 4 5 6 7 8	M3-M45	0.724	6759890	8551-88

8551
BOLT EXTRACTOR

- Made from chrome-vanadium steel, 35 HRC
- Operation:
- Drill a central hole into the broken bolt (see table)
- Turn the bolt extractor to the left into this hole until it grips and removes the bolt (penetrating oil may be necessary!)
- Always choose the largest possible extractor size



8551 6



8551 7



8551 8

M	M	Ø	Bore mm	■	mm	kg	Code	No.
M3 - M6	1/8-1/4	1,4-3,6	1,8	2.7	50	0.005	6758490	8551 1
M6 - M8	1/4-5/16	2,1-4,9	2,6	3.8	57	0.009	6758570	8551 2
M8 - M11	5/16-7/16	3,1-5,5	3,7	4.9	65	0.015	6758650	8551 3
M11 - M14	7/16-9/16	4,8-8,8	5,5	7.0	70	0.030	6758730	8551 4
M14 - M18	9/16-3/4	6,2-11,0	7,0	9.0	80	0.051	6758810	8551 5
M18 - M24	3/4-1	9,4-15,0	10,3	12.0	85	0.098	6759030	8551 6
M24 - M33	1-1.3/8	12,7-19,0	13,7	14.5	95	0.162	6759110	8551 7
M33 - M45	1.3/8-1.3/4	17,5-24,0	18,6	18.0	100	0.283	6759380	8551 8

8551 TG
TAP WRENCH WITH RATCHET

- To operate bolt extractors (no. 8551 and 8551 S) in confined spaces
- Reversible for clockwise or counterclockwise operation
- Sliding T-handle
- With two-jaw chuck to hold square shanks
- All steel version, chrome-plated



8551 TG-2



8551 TG-1



8551 TG-3

mm	M	mm	kg	Code	No.
2,0-5,0	M3-M8	85	0.186	2659433	8551 TG-1
4,6-8,0	M5-M12	110	0.315	2659441	8551 TG-2
9,0-12,5	M13-M20	117	1.040	2659468	8551 TG-3

8553
TAP AND DIE SET

- In plastic case
- Dimensions: 275 x 150 x 42 mm
- For internal threads M3 - M6
- For external threads M3 - M6, max. 40 mm long
- Ratchet drive system with extension unit
- Additional guide sleeve for dies to ensure accurately aligned thread cutting along the bar axis, with swarf collector
- **Drives**: Ratchet with extension
- **Taps**: Quick-clamp tap wrench with M3-M6 taps
- **Dies**: Die handle with guide disc and M3-M6 dies
- **Accessories**: Fixing screws and angle screwdriver



Contents	kg	Code	No.
T-handle ratchet 2093 U-3 T	0.510	1939068	8553
Hex socket key 2 mm			
Extension, 1/4" 4 mm			
Die holder			
Quick-clamp tap wrench			
Threaded stud M4x6			
Backing washer			
Guide disc M3 M4 M5 M6			
Dies M3 M4 M5 M6			
Taps M3 M4 M5 M6			

Scrapers

130
THREE-EDGED BEARING SCRAPER

› Made from special steel
› Working ends polished
› With wooden handle
› Flanged blade



Spoon	mm	mm	kg	Code	No.
70	150	270	0.136	8777350	130-150
85	200	315	0.171	8777430	130-200

131
CURVED BEARING SCRAPER (LONG SCRAPER)

American pattern

› Made from special steel
› Working ends polished
› With wooden handle
› Flanged blade



Spoon	mm	mm	kg	Code	No.
85	200	315	0.100	8778320	131-200

132
THREE-EDGED HOLLOW GROUND SCRAPER

› Made from special steel
› Working ends polished
› With wooden handle
› Flanged blade



mm	mm	kg	Code	No.
150	270	0.100	8779130	132-150
200	315	0.163	8779480	132-200
250	365	0.185	8779560	132-250

133 F
FLAT SCRAPER

› Made from special steel
› Working ends polished
› With wooden handle
› Flanged blade
› * not standardised



mm	mm	mm	mm		kg	Code	No.
150	270	20	5	*	0.190	8780490	133 F-150
200	315	20	5		0.234	8780650	133 F-200
250	365	25	6		0.390	8780730	133 F-250

SAFETY INSTRUCTION FOR SCRAPERS



› Do not touch the sharp working edges.

133 H
HARD METAL TIP FLAT SCRAPER

› Soldered hard metal tip
› Wooden handle



mm	mm	mm	mm	kg	Code	No.
30	5	250	365	0.350	4523000	133 H

133 D
GASKET SCRAPER

› Made from special steel
› With wooden handle
› Flanged blade



mm	mm	kg	Code	No.
150	260	0.120	1395262	133 D-150

133 K
GASKET SCRAPER

› With plastic handle



"inch"	mm	mm	kg	Code	No.
10	240	22.5	0.154	6535190	133 K

134
THREE-EDGED FLAT GROUND SCRAPER

› Made from special steel
› Working ends polished
› With wooden handle
› Flanged blade



mm	mm	kg	Code	No.
100	200	0.072	8781620	134-100
150	270	0.139	8781890	134-150
200	315	0.168	8782000	134-200

134 K
THREE-SQUARE SCRAPER

› With ground edges
› Shaft PVC coated
› Black plastic handle



mm	mm	mm	kg	Code	No.
6	80	170	0.060	4646860	134 K

Arc punches

5700
ARC PUNCH

- To DIN 7200 Form A
- For stamping out cardboard, leather, rubber, sealing materials and other soft materials
- Cutting edge hardened
- Shaft blue varnished



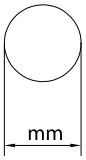

∅ mm	∅ "inch	⟷ mm ⟷	kg	Code	No.
2	1/16	105	0.045	4542300	570002
3	1/8	105	0.045	4542490	570003
4	5/32	105	0.050	4542570	570004
5	3/16	110	0.070	4542650	570005
6	1/4	110	0.070	4542730	570006
7		120	0.090	4542810	570007
8	5/16	120	0.090	4543030	570008
9	11/32	120	0.090	4543110	570009
10	3/8	130	0.125	4543380	570010
11	7/16	130	0.130	4543460	570011
12	15/32	130	0.130	4543540	570012
13	1/2	140	0.165	4543620	570013
14	9/16	140	0.170	4626590	570014
15	19/32	140	0.180	4543890	570015
16	5/8	140	0.180	4543970	570016
17	21/32	145	0.230	4544000	570017
18	11/16	145	0.230	4544190	570018
19	3/4	145	0.240	4544270	570019
20	25/32	160	0.315	4544350	570020
21	13/16	160	0.315	4546560	570021

∅ mm	∅ "inch	⟷ mm ⟷	kg	Code	No.
22	7/8	160	0.320	4545670	570022
23	29/32	170	0.375	4545750	570023
24	15/16	170	0.375	4540440	570024
25	1	170	0.400	4618300	570025
26	1.1/32	170	0.375	4618490	570026
27	1.1/16	175	0.475	4618570	570027
28	1.3/32	175	0.500	4618650	570028
29	1.1/8	175	0.450	4618730	570029
30	1.3/16	190	0.590	4618810	570030
31		190	0.580	4619030	570031
32	1.1/4	190	0.580	4619110	570032
33		195	0.660	4619380	570033
34	1.5/16	195	0.675	4619460	570034
35	1.3/8	195	0.690	4619540	570035
36		200	0.700	4619620	570036
37	1.7/16	205	0.700	4619700	570037
38	1.1/2	205	0.770	4619890	570038
39		205	0.770	4619970	570039
40	1.9/16	205	0.860	4620040	570040

5703
SET OF ARC PUNCHES

- To DIN 7200 Form A
- For stamping out cardboard, leather, rubber, sealing materials and other soft materials
- Cutting edge hardened
- Shaft blue varnished
- In plastic wallet no. 570390



Contents	kg	Code	No.
10 pieces, consisting of 1 piece each **Arc punch 3, 5, 7, 8, 10, 13, 16, 19, 22 and 25 mm**	1.850	1549502	570303
8 pieces, consisting of 1 piece each **Arc punch 3, 6, 8, 10, 12, 16, 20 and 25 mm**	1.470	1549510	570304
7 pieces, consisting of 1 piece each **4, 6, 8, 10, 12, 14, 16 mm**	0.960	2646382	570307

1101-5705
SET OF ARC PUNCHES
in i-BOXX® 72

- To DIN 7200 Form A
- For stamping out cardboard, leather, rubber, sealing materials and other soft materials
- Cutting edge hardened
- Shaft blue varnished
- Delivery in GEDORE i-BOXX® 72 no. 1101 L
- Dimensions: W 367 x D 316 x H 72 mm



Contents	kg	Code	No.
18 pieces, consisting of 1 piece each **Arc punch 2, 3, 4, 5, 6, 7, 8, 9,** **10, 11, 12, 13, 14, 15, 16, 18, 20, 22 mm** **1 GEDORE i-BOXX® 72 no. 1101 L**	3.395	2963469	1101-570500

Tin snips

420
TIN SNIPS

- Right hand cutting
- For long straight cuts
- Berlin pattern
- Ground cutting edges
- Sheet thickness max. 1.0 mm at strength 600 N/mm²
- Black varnished, handles blue expoxy coated



Execution	⟷ mm ⟷	kg	Code	No.
right hand cutting	250	0.470	4513980	420025
right hand cutting	300	0.740	4514010	420030

421
HOLE CUTTING SNIPS

- For short straight and figure cuts (great radii)
- Polished cutting edges
- Sheet thickness max. 1.0 mm at strength 600 N/mm²
- Black varnished, handles blue expoxy coated



Execution	⟷ mm ⟷	kg	Code	No.
right hand cutting	250	0.490	4514280	421025
right hand cutting	275	0.520	4514360	421027

422
IDEAL PATTERN SNIPS

- For straight continuous and figure cuts
- Polished cutting edges
- Sheet thickness max. 1.0 mm at strength 600 N/mm²
- Black varnished, handles blue expoxy coated



Execution	⟷ mm ⟷	kg	Code	No.
right hand cutting	260	0.510	4514870	422026
left hand cutting	260	0.565	4515090	422126

423
PELICAN PATTERN SNIPS

- Right hand cutting
- For long straight continuous and figure cuts
- Polished cutting edges
- Sheet thickness max. 1.0 mm at strength 600 N/mm²
- Black varnished, handles blue expoxy coated



Execution	⟷ mm ⟷	kg	Code	No.
right hand cutting	300	0.730	4515250	423030
right hand cutting	350	0.850	4515330	423035

424
IDEAL PATTERN SNIPS

- For straight continuous and figure cuts
- With lever action
- Self-opening with installed spring, with lock
- Polished cutting edges
- Sheet thickness max. 1.2 mm at strength 600 N/mm²
- Non-slip 2-component handles



Execution	⟷ mm ⟷	kg	Code	No.
right hand cutting	260	0.530	4515410	424026
left hand cutting	260	0.530	4515680	424126

425
FIGURE SNIPS

- For straight continuous and figure cuts
- With lever action
- Self-opening with installed spring, with lock
- Polished cutting edges
- Sheet thickness max. 1.2 mm at strength 600 N/mm²
- Non-slip 2-component handles



Execution	⟷ mm ⟷	kg	Code	No.
right hand cutting	260	0.480	4515760	425026

Industrial Cutlery

- Cutlery is traditionally not made from tempering steel, but from plain carbon steel. Carbon steel is not stainless, but keeps its sharpness longer than stainless steel.
- All GEDORE scissors are hot, drop-forged.
- Precisely machined and hardened/tempered.
- The cutting-edge is manually ground
- Carbon steel, professional hardening/tempering and the hand-ground cutting edge ensure an optimum cut and cutting-sharpness longevity.

Knives

0038
POCKET KNIFE

- Anchor or dinghy knife for heavy-duty use
- Folding
- Universal use
- Extremely sharp
- C75 carbon steel blade
- Weatherproof hardwood handle



		kg	Code	No.
80	180	0.086	9100580	0038-08

0042
CABLE KNIFE

- With wire stripper
- Folding
- Universal use
- Extremely sharp
- C75 carbon steel blade
- Weatherproof hardwood handle



		kg	Code	No.
90	195	0.076	9100660	0042-09

0063
CABLE KNIFE

- With wire stripper
- Folding
- Universal use
- Extremely sharp
- X46Cr13 stainless steel blade
- Plastic handle



		kg	Code	No.
80	200	0.092	9101200	0063-08

0059 - 0067
POCKET KNIFE

- Traditional working knife
- Folding
- Universal use
- Extremely sharp
- C75 carbon steel blade
- Weatherproof hardwood handle



		kg	Code	No.
70	160	0.061	9101470	0067-07
90	185	0.078	9101390	0065-09
100	210	0.102	9101120	0059-10

0117
WORK KNIFE

- Ideal as a packaging, boxing, warehousing or paper knife
- Extremely sharp
- C75 carbon steel blade
- Beech handle



		kg	Code	No.
100	220	0.070	9102520	0117-10
120	240	0.080	9102600	0117-12
160	280	0.106	9102790	0117-16
180	300	0.110	9102870	0117-18

0246
INDUSTRIAL KNIFE

- Wide blade with straight back
- Extremely sharp
- C75 carbon steel blade
- Beech handle



		kg	Code	No.
160	280	0.098	9106860	0246-16

0291
UNIVERSAL KNIFE

- Universal use
- Extremely sharp
- C75 carbon steel blade
- Beech handle



			Code	No.
60	175	0.037	9107910	0291-06

0365
UNIVERSAL KNIFE

- Stainless steel
- Handle made from cherrywood



			Code	No.
70	165	0.039	9109290	0365-07

0513
CABLE KNIFE

- With wire stripper
- Folding
- Universal use
- Extremely sharp
- C70 carbon steel blade
- Weatherproof hardwood handle



			Code	No.
90	195	0.080	9113050	0513-09

4528 ›595



VDE 4522 K ›594



VDE 4527 K ›594



Scrapers

0175
SCRAPER

- Stamped blade
- Fine-polished, flexible C75 carbon steel
- Glazed beech handle
- Blade width 30 - 120 mm



W		Code	No.
50	0.072	9104060	0175-05
60	0.080	9104140	0175-06
100	0.110	9104300	0175-10

0179
SCRAPER

- Professional version
- Fully forged
- Fine-polished, flexible C50 carbon steel
- Weatherproof hardwood handle
- Handle width 30 - 120 mm



W		Code	No.
60	0.084	9104730	0179-06

Scissors

1104
CRAFTSMAN SCISSORS

- Outstanding cutting performance
- Suitable for textiles, rubber, wallpaper, plastic, etc.
- Forged, resharpenable
- Adjuster screw for later adjustment
- Fine-polished C45 carbon steel, varnished eyes, silicone dipped RAL 5015
- Chrome-plated
- Version L = for left-handers



Size	Length of cutting edge	Total length	kg	Code	No.
7"	85	180	0.142	9118280	1104-18
8"	95	200	0.248	9118360	1104-20
9"	110	230	0.300	9118440	1104-23
10"	120	260	0.378	9118520	1104-26

1277
INDUSTRIAL SCISSORS PROFESSIONAL

- With two equal eyes
- For universal use
- Hand-ground
- Adjuster screw for later adjustment
- Fine-polished C45 carbon steel
- Chrome-plated



Size	Length of cutting edge	Total length	kg	Code	No.
6"	65	160	0.061	9119840	1277-16
7"	80	180	0.088	9119920	1277-18

1350
INDUSTRIAL SCISSORS PROFESSIONAL

- One large and one small eye for higher transmission of force
- For universal use
- Hand-ground
- Adjuster screw for later adjustment
- Fine-polished carbon steel
- Chrome-plated
- Version L = for left-handers



Size	Length of cutting edge	Total length	kg	Code	No.
6"	65	160	0.070	9120770	1350-16
7"	80	180	0.094	9120850	1350-18
7"	80	180	0.094	2082314	1350-18L
8"	100	200	0.132	9120930	1350-20

8096
SMALL UNIVERSAL SCISSORS

- With insulation stripping slot
- Nickel-plated, with blue handle protectors



Length of cutting edge	Total length	kg	Code	No.
50	140	0.075	6707900	8096-140

Tool Bags

Tool Bags

920
WORK GLOVES FASTFIT

- For universal use
- Close fitting for retention of feel and dexterity
- Stage 5 classification as per EN 420/03 (scale from 0 - 5)
- Kind on the skin
- Rugged imitation leather and synthetic material



Size	kg	Code	No.
S/8	0.070	1938576	920 8
M/9	0.070	1938584	920 9
L/10	0.080	1938592	920 10
XL/11	0.080	1938606	920 11
XXL/12	0.080	1938614	920 12

922
WORK GLOVES M-PACT

- For heavy duty use
- Close fitting for retention of feel and dexterity
- Stage 5 classification as per EN 420/03 (scale from 0 - 5)
- Rubber reinforced finger tips
- Adjustable Velcro fasteners on the cuffs
- Additional knuckle protectors
- Ergonomic palm reinforcement
- Rugged imitation leather and synthetic material



Size	kg	Code	No.
S/8	0.080	1938738	922 8
M/9	0.080	1938746	922 9
L/10	0.080	1938754	922 10
XL/11	0.090	1938762	922 11
XXL/12	0.090	1938770	922 12

Tool Bags

WT 1056 1
HEAVY-DUTY BELT WITH CUSHION

- Fits waist size from 80-120 cm (32"-48")
- Strongly cushioned for maximum comfort
- Made from leather



L	W	kg	Code	No.
1330	145	0.450	1802410	WT 1056 1

WT 1056 2
UNIVERSAL POUCH

- Leather pocket for knives
- Hammer holder with metal hooks
- Hook for tape measure



W	H	kg	Code	No.
290	290	0.340	1811096	WT 1056 2

WT 1056 3
DRILL HOLSTER

- Suitable for drill-machines and battery-drills
- With pockets for screws and bits
- Securing loop as loss-proof



W	H	kg	Code	No.
210	320	0.150	1818147	WT 1056 3

WT 1056 4
HAMMER HOLDER WITH METAL HOOKS

- Holds any claw hammer at a comfortable angle
- Enables boundless freedom of movement
- Polyester and blue suede
- Stainless tab



W	H	kg	Code	No.
100	160	0.100	1818155	WT 1056 4

WT 1056 5
THREE-POUCH BELT SET

- Fits waist size from 80-120 cm (32"-48")
- 4 holsters, 5 storage pockets and 1 eyelet for tape measure



W	H	kg	Code	No.
690	270	0.750	1818163	WT 1056 5

WT 1056 6
ELECTRICIANS' POUCH

- Generous pouch space
- 8 pockets for screwdrivers
- Extra pocket for insulation stripping knife
- Holding shackle for insulating tape



W	H	kg	Code	No.
240	320	0.500	1818171	WT 1056 6

WT 1056 7
HEAVY-DUTY BELT SET

- Heavily padded belt for superior comfort when fully loaded
- Fits waist size from 80-120 cm (32"-48")
- Basic belt from leather
- All inclusive: Holster, hammer holder, 2 pockets and mobile phone holder (available separately WT 1056 7-1)



Description	mm	kg	Code	No.
Heavy-duty belt set	1330	1.600	1818198	WT 1056 7
Mobile phone holder		0.052	1963171	WT 1056 7-1

WT 1056 8
DUO POUCH

- Leather pocket for knives
- 2 large storage pockets



W	H	kg	Code	No.
240	280	0.360	1818201	WT 1056 8

WT 1056 9
ROLL-COVER

- With 12 inside pockets for slim tools, e.g. combination spanners or screwdrivers
- Delivery without tools





W	H	kg	Code	No.
320	350	0.120	1818228	WT 1056 9

WT 1056 10
KNEE PADS, PAIR

- Made of strong synthetic leather with rubber
- Soft lining for comfortable kneeling
- Hook and loop fastener
- Universal size



kg	Code	No.
0.200	1818236	WT 1056 10

WT 1056 11
TOOL RUCKSACK PROFI

- With extra large capacities
- Practical and ergonomic arrangement of the internal and external pockets
- Ideal for transport and storage of tools, accessories and documents
- Strong zippers
- Reinforced back, padded adjustable shoulder straps and additional practical handle on the top
- Tear-resistant polyester fabric with 3M reflective stripes, suede
- Spray-water repellent, resistant to chemical agents
- Inured to temperature changes



W	H	D	kg	Code	No.
300	400	120	2.800	1818244	WT 1056 11

WT 1056 12
TOOL RUCKSACK SOFT

- SOFT rucksack, extremely light and yet strong
- Tear-resistant polyester fabric and suede
- Strong and watertight
- Practical and ergonomic arrangement of the internal and external pockets
- Ideal for transport and storage of tools, accessories and documents
- Strong zippers
- Padded adjustable shoulder straps and additional practical handle on the top



W	H	D	kg	Code	No.
380	410	70	1.900	1818252	WT 1056 12

WT 1056 13
TOOL VEST

- Multifunctional tool vest with many pockets and holsters
- Universal size with 4 lateral buckles
- Padded pouches of different dimensions for tools and small components
- Mobile phone holder and reinforced tab to hang a hammer
- Wide back pouch
- Net insert in the back for a better transpiration
- Compartment with window for an identity card
- Tear-resistant polyester fabric with 3M reflective stripes, suede
- Spray-water repellent, resistant to chemical agents
- Inured to temperature changes



W	H	kg	Code	No.
480	660	1.000	1818260	WT 1056 13


VDE 8131AB - 200 H
GEDORE
8131 AB-200
Made in Austria
crimp
2,5²
1,5²

VDE INSULATED SAFETY TOOLS

VDE SPANNERS
› 572



VDE TORQUE WRENCHES
› 573



SOCKETS + ACCESSORIES 3/8"
1000 V
› 573



SOCKETS + ACCESSORIES 1/2"
1000 V
› 574



VDE SCREWDRIVER
› 575



VDE PLIERS
› 580



VDE ASSORTMENTS
› 587



VDE ACCESSORIES
› 593



VDE INSULATED SAFETY TOOLS

Note:

- Texts: All DIN EN 60900-tested tools must be marked with the manufacturer's name, model or type designation, the year of manufacture and the double triangle lightning symbol with the 1000 V detail.
- All mechanical requirements such as hardness, torque and forces must comply with the DIN-ISO tolerances.



What should I consider before starting work?

The VDE safety check - for your own safety

Safety Notes

- Work on electrically live equipment must be carried out only by trained electricians!
- Only tools and safety equipment marked with the double triangle or bell 1000 V symbol (refer to BGV A3) must be used.
- Before commencing any work, check the insulation for damage.
- Damaged tools must not be used!
- The regulations of the employers' liability insurance associations and power supply companies must be complied with!
- GEDORE VDE tools are approved for work on live circuits at voltages up to 1000 V AC and 1500 V DC.
- Tools must not be combined unless they are designed to be securely joined together.

Is the work environment well prepared?

VDE accessories

Some items in our VDE accessories range are marked with the usual test mark for protective equipment.







1000 V

- Only tools bearing this test mark are classed as insulated tools
- VDE insulation: insulated up to 1000 V acc. to EN 60900/IEC 60900
- Safe working in high-voltage areas
- Up to 1000 V AC (alternating current)
- Up to 1500 V DC (direct current)

Tools marked with the double triangle are individually tested = testing at 10,000 V AC based on EN 60900/IEC 60900

The VDE symbol points to the VDE Test Institute as having carried out the test. As a result, GEDORE and the VDE Test Institute vouch for the fulfilment of the tool and safety standards and thus meet the requirements of the German equipment safety law.

The GS symbol is a symbol defined in the law on technical equipment and consumer products (German Equipment and Product Safety Act/GSPG). It may only be used with the name given of the testing and certification office.

VDE Check-Tool Insulation

- All GEDORE VDE soft-plastic insulated safety tools have the Check-Tool insulation.
- The two-colour multi-layer insulation - red on the outside, yellow on the inside - complies with the BGV A3 (VBG-4) regulation.
- The tool must not show any discernable damage. If yellow is visible, it is high time to dispose of the tool.
- For technical reasons, Check-Tool insulation cannot be applied on tools with sprayed insulation.





The two-ply Check-Tool insulation

VDE 2 E
VDE SINGLE ENDED RING SPANNER

1000 V

deep offset

- GEDORE vanadium steel 31CrV3
- VDE insulation up to 1000 V, acc. to EN 60900/IEC 60900, two-ply Check-Tool insulation



VDE 2 E 19



VDE 2 E 13

	mm	kg	Code	No.
8	170	0.061	6035890	VDE 2 E 8
9	170	0.074	6035970	VDE 2 E 9
10	170	0.097	6036000	VDE 2 E 10
11	180	0.093	6036190	VDE 2 E 11
12	190	0.147	6036270	VDE 2 E 12
13	190	0.130	6036350	VDE 2 E 13
14	210	0.151	6036430	VDE 2 E 14
15	215	0.155	6036510	VDE 2 E 15
17	220	0.199	6036780	VDE 2 E 17
19	240	0.244	6036860	VDE 2 E 19
22	260	0.319	6036940	VDE 2 E 22
24	280	0.446	6037080	VDE 2 E 24
27	295	0.506	6037160	VDE 2 E 27
30	310	0.592	6037240	VDE 2 E 30
32	330	0.683	6037320	VDE 2 E 32

VDE 894
VDE SINGLE OPEN ENDED SPANNER

1000 V

- GEDORE vanadium steel 31CrV3
- VDE insulation up to 1000 V, acc. to EN 60900/IEC 60900, two-ply Check-Tool insulation
- Jaw set at 15 °



VDE 894 12



VDE 894 22

mm	mm	kg	Code	No.
9	105	0.030	6572040	VDE 894 9
10	105	0.034	6572120	VDE 894 10
11	115	0.044	6572200	VDE 894 11
12	125	0.052	6572390	VDE 894 12
13	135	0.067	6572470	VDE 894 13
14	145	0.081	6572550	VDE 894 14
15	150	0.093	6572630	VDE 894 15
16	155	0.108	6572710	VDE 894 16
17	160	0.117	6572980	VDE 894 17
19	175	0.161	6573010	VDE 894 19
22	200	0.210	6573280	VDE 894 22
24	220	0.268	6573360	VDE 894 24
27	245	0.396	6573440	VDE 894 27
30	265	0.486	6573520	VDE 894 30
32	280	0.558	6574920	VDE 894 32

V 60 CP
ADJUSTABLE WRENCH

1000 V

open end, 1000 V

- Chrome-plated
- Dip-insulated
- Individually tested, insulation up to 1000 V



Size "	mm	kg	Code	No.
6	20	0.170	2179040	V 60 CP 6
8	25	0.330	2179059	V 60 CP 8
10	30	0.520	2179067	V 60 CP 10
12	36	0.880	2179075	V 60 CP 12

VDE 2133
VDE SOCKET WRENCH

1000 V

with 3C-handle

- 3-component handles Power-Grip³ with hanging hole
- Ergonomic handle design enables precise and fatigue-free working
- Positive-fit joint of handle and blade for optimum transmission of force
- Head depth 25 mm, blade length 125 mm
- VDE insulation up to 1000 V, acc. to EN 60900/IEC 60900



	mm	mm	Head Ø	Ø	kg	Code	No.
3	125	225	9	8,9	0.109	1747045	VDE 2133 3
4	125	225	10	8,9	0.111	1747053	VDE 2133 4
5	125	225	11	8,9	0.112	1747061	VDE 2133 5
6	125	225	12	8,9	0.114	1747088	VDE 2133 6
7	125	235	14	9,9	0.152	1747096	VDE 2133 7
8	125	235	15	9,9	0.154	1747118	VDE 2133 8
9	125	235	16	9,9	0.154	1747126	VDE 2133 9
10	125	235	17	9,9	0.161	1747134	VDE 2133 10
11	125	245	19	10,9	0.193	1747142	VDE 2133 11
12	125	245	20	10,9	0.196	1747150	VDE 2133 12
13	125	245	21	10,9	0.199	1747169	VDE 2133 13
14	125	245	22	10,9	0.198	1747177	VDE 2133 14
17	125	245	26	10,9	0.222	1747185	VDE 2133 17

VDE 4507
VDE TORQUE WRENCH 1/2"

5-50 N·m / 4-37 lbf·ft

1000 V

- Controlled screw tightening in the most common range of 5 - 50 N·m / 4 - 37 lbf·ft
- Automatic short-path actuation with tactile impulse and audible signal
- Dual scale with a scale graduation of 5 N·m and 5 lbf·ft
- Fine toothed ratchet with square drive as per DIN 3120 - A 12.5, ISO 1174
- VDE insulation up to 1000 V, acc. to EN 60900/IEC 60900, two-ply Check-Tool insulation



■"	■	⊢mm⊣	kg	Code	No.
1/2	12.5	370	1.251	6681920	VDE 4507-4

VDE INX 30
VDE SCREWDRIVER BIT SOCKET 3/8"

for multi-point screws XZN

10

3/8"

1000 V

- With pressed-in pin
- With square drive according to DIN 3120 - C 12.5, ISO 1174
- Bit in GEDORE vanadium special steel, manganese-phosphated
- VDE insulation up to 1000 V, acc. to EN 60900/IEC 60900, two-ply Check-Tool insulation



M	Code	No.
M8	2946564	VDE INX 30 8
M10	2946572	VDE INX 30 10
M12	2946580	VDE INX 30 12

VDE 3090
VDE EXTENSION 3/8"

1000 V

- For hand-operated sockets with square drive as per DIN 3120, ISO 1174
- VDE insulation up to 1000 V, acc. to EN 60900/IEC 60900, two-ply Check-Tool insulation
- 16 - 18 mm insulation overhang



■"	■	Code	No.
3/8	10	2946548	VDE 3090-3
3/8	10	2946556	VDE 3090-6

VDE 30
VDE SOCKET 3/8"

10

3/8"

1000 V

- Hexagon socket wrench, hand-operated
- With square drive according to DIN 3120 - C 10, ISO 1174
- GEDORE vanadium steel 31CrV3
- VDE insulation up to 1000 V, acc. to EN 60900/IEC 60900, two-ply Check-Tool insulation
- 16 - 18 mm insulation overhang



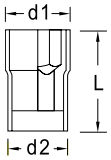

○	d_1	d_2	L	Code	No.
6	13.7	23	44	2946386	VDE 30 6
8	16.1	23	44	2946394	VDE 30 8
9		23	44	2946408	VDE 30 9
10	18.7	23	44	2946416	VDE 30 10
11	20.0	23	44	2946424	VDE 30 11
12	21.2	23	44	2946432	VDE 30 12
13	22.5	23	44	2946440	VDE 30 13
14	23.7	23	45	2946459	VDE 30 14
15	25.0	23	46	2946467	VDE 30 15
16	26.2	23	46	2946475	VDE 30 16
17	27.5	23	46	2946483	VDE 30 17
18	28.7	23	46	2946491	VDE 30 18
19	30.0	23	46	2946505	VDE 30 19
20	31.2	23	47	2946513	VDE 30 20
22	33.7	23	48	2946521	VDE 30 22

VDE 3093 U
VDE REVERSIBLE RATCHET 3/8"

with push-button release

1000 V

- Robust, with smooth action
- Sockets held absolutely securely by push-button lock with ball in the square drive
- Direction changed by 2 push-buttons, marked R and L, on the shaft
- Return angle 8.2 degrees
- Square drive acc. to DIN 3120 - A 10, ISO 1174, chrome-vanadium steel 31CrV3
- VDE insulation up to 1000 V, acc. to EN 60900/IEC 60900



■"	■	⊢mm⊣	kg	Code	No.
3/8	10	185	0.215	2946599	VDE 3093 U

VDE 19
VDE SOCKET 1/2"

12,5 | 1/2" | 1000 V

- Hexagon socket wrench, hand-operated
- With square drive according to DIN 3120 - C 12.5, ISO 1174
- GEDORE vanadium steel 31CrV3
- VDE insulation up to 1000 V, acc. to EN 60900/IEC 60900, two-ply Check-Tool insulation
- 16 - 18 mm insulation overhang
- Sizes 27, 30 and 32: diameter d_1 is not standardised



VDE 19 13



VDE 19 19

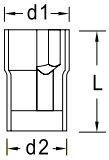

○	d_1	d_2	L	kg	Code	No.
10	19.5	27	54.0	0.070	6122510	VDE 19 10
11	20.7	27	54.0	0.067	6122780	VDE 19 11
12	22.0	27	54.0	0.070	6122860	VDE 19 12
13	23.2	27	54.0	0.069	6122940	VDE 19 13
14	24.5	27	54.0	0.073	6123080	VDE 19 14
15	25.7	27	55.5	0.088	6123160	VDE 19 15
16	27.0	27	55.5	0.086	1439294	VDE 19 16
17	28.2	27	55.5	0.084	6123240	VDE 19 17
19	30.7	27	56.0	0.092	6123320	VDE 19 19
22	34.5	27	57.5	0.121	6123400	VDE 19 22
24	37.0	27	57.5	0.146	6123590	VDE 19 24
27	40.7	27	57.5	0.174	6123670	VDE 19 27
30	44.5	27	59.0	0.212	6123750	VDE 19 30
32	47.0	27	60.5	0.250	6123830	VDE 19 32

VDE IN 19
VDE SCREWDRIVER BIT SOCKET 1/2"

for in-hex screws

12,5 | 1/2" | 1000 V

- With pressed-in pin
- With square drive according to DIN 3120 - C 12.5, ISO 1174, with ball groove
- Tip GEDORE vanadium special steel
- VDE insulation up to 1000 V, acc. to EN 60900/IEC 60900, two-ply Check-Tool insulation
- Sockets can only be combined with VDE 1989 T, VDE 1991, VDE 1993 U and VDE 4507



VDE IN 19 5



VDE IN 19 8

◉	mm	Ø	kg	Code	No.
5	106	27	0.083	6124480	VDE IN 19 5
6	106	27	0.095	6124560	VDE IN 19 6
8	106	27	0.109	6124640	VDE IN 19 8

VDE 1990
VDE EXTENSION 1/2"

1000 V

- For hand-operated sockets with square drive as per DIN 3120, ISO 1174
- With lock screw for holding the socket wrenches
- VDE insulation up to 1000 V, acc. to EN 60900/IEC 60900, two-ply Check-Tool insulation
- Not suited for use with VDE IN 19
- 16 - 18 mm insulation overhang



VDE 1990-5



VDE 1990-10

■"	■	mm	kg	Code	No.
1/2	12.5	125	0.213	6124050	VDE 1990-5
1/2	12.5	250	0.411	6124130	VDE 1990-10

VDE 1988 - VDE 1989 T
VDE T-HANDLE

for 1/2" VDE tools

1000 V

- VDE insulation up to 1000 V, acc. to EN 60900/IEC 60900, two-ply Check-Tool insulation
- VDE 1988 with screw locking, not suited for use with VDE IN 19
- VDE 1989 T with pull locking



VDE 1988



VDE 1989 T

■"	■	mm	kg	Code	No.
1/2	12.5	200	0.455	6124210	VDE 1988
1/2	12.5	200	0.355	6124720	VDE 1989 T

VDE 1991
VDE EXTENSION 1/2"

1000 V

- With hollow shaft, especially suitable for screwdriver bit sockets VDE IN 19
- Max. torque 370 N·m
- VDE insulation up to 1000 V, acc. to EN 60900/IEC 60900, two-ply Check-Tool insulation



■"	■	mm	kg	Code	No.
1/2	12.5	125	0.204	1507516	VDE 1991

VDE 1993 U
VDE REVERSIBLE RATCHET 1/2"

1000 V

with push-button release

- Robust, with smooth action
- Sockets held absolutely securely by push-button lock with ball in the square drive
- Direction changed by 2 push-buttons, marked R and L, on the shaft
- Return angle 10 degrees
- Square drive acc. to DIN 3120 - A 12.5, ISO 1174, chrome-vanadium steel 31CrV3
- VDE insulation up to 1000 V, acc. to EN 60900/IEC 60900



"	■	mm	kg	Code	No.
1/2	12.5	270	0.546	6123910	VDE 1993 U

V 42
VDE HEXAGON ALLEN KEY

1000 V

for in-hex screws

- Acc. to DIN ISO 2936
- Particularly suitable for cable branch clamping rings
- Oil-hardened
- GEDORE vanadium special steel
- Individually tested, insulation up to 1000 V

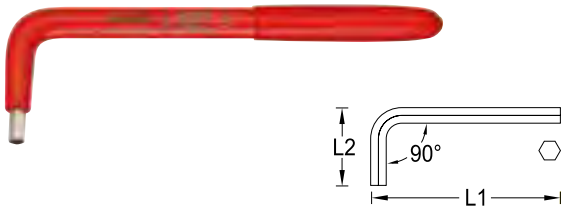

mm	L_1	L_2	kg	Code	No.
3	130	23.5	0.020	2324849	V 42 3
4	120	40.0	0.025	2324857	V 42 4
5	140	48.0	0.045	2324865	V 42 5
6	140	48.0	0.060	2324873	V 42 6
8	150	51.0	0.110	2324881	V 42 8
10	220	51.0	0.230	2324903	V 42 10
12	260	61.5	0.350	2324911	V 42 12

V 42 T
VDE HEXAGON ALLEN KEY WITH T-HANDLE

1000 V

for in-hex screws

- Individually tested, insulation up to 1000 V
- With Check-Tool insulation
- GEDORE chrome-vanadium steel 59CrV4



mm	mm		kg	Code	No.
4	160	X	0.145	2661225	V 42 T 4
5	160	X	0.250	2661233	V 42 T 5
6	160	X	0.250	2661241	V 42 T 6
8	160	X	0.260	2661268	V 42 T 8
10	200	–	0.390	2661276	V 42 T 10
11	200	–	0.400	2661284	V 42 T 11
12	200	–	0.420	2661292	V 42 T 12

VDE 2170
VDE SCREWDRIVER

1000 V

for slotted head screws

- Individually tested, VDE insulation up to 1000 V, acc. to EN 60900/IEC 60900, fully insulated blade
- Tip to DIN ISO 2380-1 form B
- 3-component handles Power-Grip³ with hanging hole
- Ergonomic handle design enables precise and fatigue-free working
- Positive-fit joint of handle and blade for optimum transmission of force
- Type of drive marked at end of the handle
- Blade from GEDORE molybdenum-vanadium-Plus tempered steel



mm	mm	mm	mm	kg	Code	No.
2.5	0.4	75	160	0.038	1612220	VDE 2170 2,5
3.0	0.5	100	185	0.042	1612239	VDE 2170 3
3.5	0.6	100	185	0.055	1612247	VDE 2170 3,5
4.0	0.8	100	185	0.058	1612255	VDE 2170 4
5.5	1.0	125	225	0.095	1612271	VDE 2170 5,5
6.5	1.2	150	260	0.134	1612298	VDE 2170 6,5
8.0	1.2	175	295	0.158	1612301	VDE 2170 8
10.0	1.6	200	320	0.208	1612336	VDE 2170 10

SLIM DRIVE

No problems in reaching screws deeply embedded in screw shafts

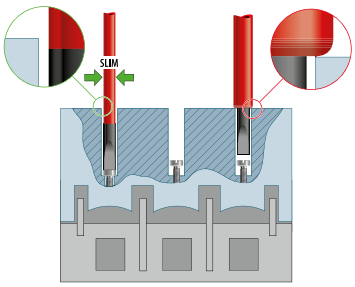

- Ultra-small blade diameter yet with full mechanical and electrical safety
- No problems in reaching screws deeply embedded in screw shafts
- VDE insulation up to 1000 V, acc. to EN 60900/IEC 60900, fully insulated blade
- 3-component handles Power-Grip³ with hanging hole
- Ergonomic handle design enables precise and fatigue-free working
- Positive-fit joint of handle and blade for optimum transmission of force
- Type of drive marked at end of the handle
- Blade from GEDORE molybdenum-vanadium-Plus tempered steel

VDE 2172
VDE SCREWDRIVER SLIM DRIVE

1000 V

for slotted head screws

- Individually tested, VDE insulation up to 1000 V, acc. to EN 60900/IEC 60900, fully insulated blade
- 3-component handles Power-Grip³ with hanging hole
- Ergonomic handle design enables precise and fatigue-free working
- Positive-fit joint of handle and blade for optimum transmission of force
- Type of drive marked at end of the handle
- Ultra-small blade diameter yet with full mechanical and electrical safety
- No problems in reaching screws deeply embedded in screw shafts
- Blade from GEDORE molybdenum-vanadium-Plus tempered steel



reddot award 2015 winner

mm	mm				Code	No.
3.5	0.6	100	185	0.055	2824736	VDE 2172 3,5
4.0	0.8	100	185	0.055	2824744	VDE 2172 4
5.5	1.0	125	225	0.100	2824752	VDE 2172 5,5
6.5	1.2	150	260	0.140	2824760	VDE 2172 6,5

V 2160 MS PH
SCREWDRIVER MAVO

1000 V

for cross-head screws PH

- No-contact voltage finder and fitted magnetic field tester
- Voltage fields are displayed in red and magnetic fields in green
- The no-contact voltage finder detects energised conductors. The capacitive testing method can localise a break in the cable down to a few millimeters.
- The magnetic field tester examines the function of electro-magnetic switches and valves without having to place the switch out of service. Both permanent and alternating magnetic fields are displayed
- 3-component handles Power-Grip³
- Ergonomic handle design enables precise and fatigue-free working
- Positive-fit joint of handle and blade for optimum transmission of force
- Blade from GEDORE molybdenum-vanadium-Plus tempered steel
- Individually tested, insulation up to 1000 V



PH	M				Code	No.
2	M3,5 - M5	100	210	0.140	2824434	V 2160 MS PH 2

VDE 2160 PH
VDE SCREWDRIVER

1000 V

for cross-head screws PH

- Individually tested, VDE insulation up to 1000 V, acc. to EN 60900/IEC 60900, fully insulated blade
- Blade tip to DIN ISO 8764-1 PH
- 3-component handles Power-Grip³ with hanging hole
- Ergonomic handle design enables precise and fatigue-free working
- Positive-fit joint of handle and blade for optimum transmission of force
- Type of drive marked at end of the handle
- Blade from GEDORE molybdenum-vanadium-Plus tempered steel



PH	M				Code	No.
0	M1,6 - M2	60	145	0.039	1612107	VDE 2160 PH 0
1	M2 - M3	80	180	0.082	1612115	VDE 2160 PH 1
2	M3,5 - M5	100	210	0.119	1612123	VDE 2160 PH 2
3	M5,5 - M7	150	270	0.188	1612131	VDE 2160 PH 3
4	M8 - M10	200	320	0.269	1612158	VDE 2160 PH 4

VDE 2160 PZ
VDE SCREWDRIVER

1000 V

for cross-head screws Pozi PZ

- Individually tested, VDE insulation up to 1000 V, acc. to EN 60900/IEC 60900, fully insulated blade
- Blade tip to DIN ISO 8764-1 PZ
- 3-component handles Power-Grip³ with hanging hole
- Ergonomic handle design enables precise and fatigue-free working
- Positive-fit joint of handle and blade for optimum transmission of force
- Type of drive marked at end of the handle
- Blade from GEDORE molybdenum-vanadium-Plus tempered steel



PZ	M				Code	No.
0	M1,6 - M2	60	145	0.038	1612166	VDE 2160 PZ 0
1	M2 - M3	80	180	0.082	1612182	VDE 2160 PZ 1
2	M3,5 - M5	100	210	0.120	1612190	VDE 2160 PZ 2
3	M5,5 - M7	150	270	0.188	1612204	VDE 2160 PZ 3
4	M8 - M10	200	320	0.270	1612212	VDE 2160 PZ 4

VDE 2162 PH
VDE SCREWDRIVER SLIM DRIVE
for cross-head screws PH

1000 V

- Individually tested, VDE insulation up to 1000 V, acc. to EN 60900/IEC 60900, fully insulated blade
- 3-component handles Power-Grip³ with hanging hole
- Ergonomic handle design enables precise and fatigue-free working
- Positive-fit joint of handle and blade for optimum transmission of force
- Type of drive marked at end of the handle
- Ultra-small blade diameter yet with full mechanical and electrical safety
- No problems in reaching screws deeply embedded in screw shafts
- Blade from GEDORE molybdenum-vanadium-Plus tempered steel



reddot award 2015 winner

PH	M	mm	mm	kg	Code	No.
1	M2 - M3	80	180	0.100	2824442	VDE 2162 PH 1
2	M3,5 - M5	100	210	0.140	2824450	VDE 2162 PH 2

VDE 2162 PZ
VDE SCREWDRIVER SLIM DRIVE
for cross-head screws Pozi PZ

1000 V

- Individually tested, VDE insulation up to 1000 V, acc. to EN 60900/IEC 60900, fully insulated blade
- 3-component handles Power-Grip³ with hanging hole
- Ergonomic handle design enables precise and fatigue-free working
- Positive-fit joint of handle and blade for optimum transmission of force
- Type of drive marked at end of the handle
- Ultra-small blade diameter yet with full mechanical and electrical safety
- No problems in reaching screws deeply embedded in screw shafts
- Blade from GEDORE molybdenum-vanadium-Plus tempered steel



PZ	M	mm	mm	kg	Code	No.
1	M2 - M3	80	180	0.100	2824469	VDE 2162 PZ 1
2	M3,5 - M5	100	210	0.140	2824477	VDE 2162 PZ 2

VDE 2162-2172 PH-02
VDE SCREWDRIVER SET SLIM DRIVE
2 pieces

1000 V

- Practical set composition in environmentally-friendly cardboard box
- For slotted and cross-head screws PH
- Ultra-small blade diameter yet with full mechanical and electrical safety
- No problems in reaching screws deeply embedded in screw shafts
- VDE insulation up to 1000 V, acc. to EN 60900/IEC 60900, fully insulated blade
- 3-component handles Power-Grip³ with hanging hole
- Ergonomic handle design enables precise and fatigue-free working
- Positive-fit joint of handle and blade for optimum transmission of force
- Type of drive marked at end of the handle
- Blade from GEDORE molybdenum-vanadium-Plus tempered steel



Contents	kg	Code	No.
⊖ **VDE 2172 3,5**	0.195	2928736	VDE 2162-2172 PH-02
⊕ **VDE 2162 PH 2**			

VDE 2162-2172 PM-06
VDE SCREWDRIVER SET SLIM DRIVE
6 pieces

1000 V

- Practical set composition in environmentally-friendly cardboard box
- For slotted and cross-head screws PH as well as Plus-Minus screws
- Ultra-small blade diameter yet with full mechanical and electrical safety
- No problems in reaching screws deeply embedded in screw shafts
- VDE insulation up to 1000 V, acc. to EN 60900/IEC 60900, fully insulated blade
- 3-component handles Power-Grip³ with hanging hole
- Ergonomic handle design enables precise and fatigue-free working
- Positive-fit joint of handle and blade for optimum transmission of force
- Type of drive marked at end of the handle
- Blade from GEDORE molybdenum-vanadium-Plus tempered steel



Contents	kg	Code	No.
⊖ **VDE 2172 3,5 4 5,5**	0.590	2928701	VDE 2162-2172 PM-06
⊕ **VDE 2162 PH 1 2**			
⊕ **VDE 2164 SL/PH 2**			

VDE 2162-2172 PZ-06
VDE SCREWDRIVER SET SLIM DRIVE
6 pieces

1000 V

- Practical set composition in environmentally-friendly cardboard box
- For slotted and cross-head screws PZ
- Ultra-small blade diameter yet with full mechanical and electrical safety
- No problems in reaching screws deeply embedded in screw shafts
- VDE insulation up to 1000 V, acc. to EN 60900/IEC 60900, fully insulated blade
- 3-component handles Power-Grip³ with hanging hole
- Ergonomic handle design enables precise and fatigue-free working
- Positive-fit joint of handle and blade for optimum transmission of force
- Type of drive marked at end of the handle
- Blade from GEDORE molybdenum-vanadium-Plus tempered steel



Contents	kg	Code	No.
VDE 2172 3,5 4 5,5 6,5	0.590	2928728	VDE 2162-2172 PZ-06
VDE 2162 PZ 1 2			

VDE 2163 K
VDE SCREWDRIVER
for in-hex screws, with ball end

1000 V

- Individually tested, VDE insulation up to 1000 V, acc. to EN 60900/IEC 60900, fully insulated blade
- 3-component handles Power-Grip³ with hanging hole
- Ergonomic handle design enables precise and fatigue-free working
- Positive-fit joint of handle and blade for optimum transmission of force
- Type of drive marked at end of the handle
- Working angle approx. 25° in each direction
- Blade from GEDORE molybdenum-vanadium-Plus tempered steel



mm		mm	kg	Code	No.
2,5	75	160	0.055	2824485	VDE 2163 K 2,5
3	75	160	0.055	2824493	VDE 2163 K 3
4	75	160	0.055	2824507	VDE 2163 K 4
5	75	175	0.100	2824515	VDE 2163 K 5
6	100	210	0.140	2824523	VDE 2163 K 6
8	100	220	0.222	2824531	VDE 2163 K 8

VDE 2164
VDE SCREWDRIVER SLIM DRIVE PLUSMINUS
Plus-Minus

1000 V

- Individually tested, VDE insulation up to 1000 V, acc. to EN 60900/IEC 60900, fully insulated blade
- 3-component handles Power-Grip³ with hanging hole
- Ergonomic handle design enables precise and fatigue-free working
- Positive-fit joint of handle and blade for optimum transmission of force
- Type of drive marked at end of the handle
- Ultra-small blade diameter yet with full mechanical and electrical safety
- No problems in reaching screws deeply embedded in screw shafts
- Blade from GEDORE molybdenum-vanadium-Plus tempered steel



mm	mm	kg	Code	No.
80	180	0.100	2824817	VDE 2164 SL/PH1
100	210	0.140	2824825	VDE 2164 SL/PH2

VDE 2163 TX
VDE SCREWDRIVER
for recessed TORX® head screws

1000 V

- Individually tested, VDE insulation up to 1000 V, acc. to EN 60900/IEC 60900, fully insulated blade
- 3-component handles Power-Grip³ with hanging hole
- Ergonomic handle design enables precise and fatigue-free working
- Positive-fit joint of handle and blade for optimum transmission of force
- Type of drive marked at end of the handle
- Blade from GEDORE molybdenum-vanadium-Plus tempered steel
- TORX® = reg. trademark of Acument Intellectual Properties, LLC. USA



	M	mm	mm	mm	kg	Code	No.
T5	M1,8	1,42	60	145	0.055	2824558	VDE 2163 TX T5
T6	M2	1,69	60	145	0.100	2824574	VDE 2163 TX T6
T7	M2,5	1,99	60	145	0.100	2824582	VDE 2163 TX T7
T8	M2,5	2,31	60	145	0.100	2824590	VDE 2163 TX T8
T9	M3	2,50	60	145	0.100	2824604	VDE 2163 TX T9
T10	M3 - M3,5	2,74	60	145	0.100	2824612	VDE 2163 TX T10
T15	M3,5 - M4	3,27	80	180	0.100	2824620	VDE 2163 TX T15
T20	M4 - M5	3,86	80	180	0.100	2824639	VDE 2163 TX T20
T25	M4,5 - M5	4,43	80	180	0.100	2824647	VDE 2163 TX T25
T27	M4,5 - M6	4,99	100	210	0.100	2824655	VDE 2163 TX T27
T30	M6 - M7	5,52	100	210	0.140	2824663	VDE 2163 TX T30
T40	M7 - M8	6,65	150	270	0.140	2824671	VDE 2163 TX T40
T45	M8 - M10	7,82	150	270	0.222	2824698	VDE 2163 TX T45

VDE 2170-2160 PH-077
VDE SCREWDRIVER SET

1000 V

7 pieces

- Packed in environmentally-friendly cardboard box
- For slotted and cross-head screws PH
- VDE insulation up to 1000 V, acc. to EN 60900/IEC 60900, fully insulated blade
- 3-component handles Power-Grip³ with hanging hole
- Ergonomic handle design enables precise and fatigue-free working
- Positive-fit joint of handle and blade for optimum transmission of force
- Type of drive marked at end of the handle
- Blade from GEDORE molybdenum-vanadium-Plus tempered steel



Contents	kg	Code	No.
⊖ **VDE 2170 2,5 4 5,5 6,5** ⊕ **VDE 2160 PH 0 1 2**	0.575	1616048	VDE 2170-2160 PH-077

V 4616
VOLTAGE TESTER 1000 V

1000 V

two-pole with LED display

- For 6 - 1000 V AC
- Display of voltage possible without battery
- Displays polarity in case of direct current (DC)
- Visual, acoustic and vibration warning of life-threatening voltage above 35 V
- Acoustic and visual continuity testing from 0 to 500 kΩ
- Phase testing > 100 V AC
- Phase sequence indicator
- RCD proof test (30 mA)
- Safety outlet and CEE one-hand operation
- Removable 4 mm tip adaptor
- Undetachable test tip protection
- Protection classification IP65, dust-proof, hose-proof
- Integrated LED torch (white)
- 2x batteries type AAA Micro
- Automatic on/off function
- CAT IV 1000 V
- TÜV/GS tested and approved, IEC/EN 61243-3:2011-02 (DIN VDE 0682 Part 401)



kg	Code	No.
0.270	2925052	V 4616

4615
VOLTAGE TESTER

- For 220-250 Volt AC
- Blade nickel-plated, fully insulated blade conforming to DIN VDE 0680-6
- 4615 3 with metal clip and yellow cap



4615 6



4615 3,5

mm	mm	mm	mm	kg	Code	No.
⊖ **3.0**	0.5	60	140	0.022	6699110	4615 3
⊖ **3.5**	0.6	90	180	0.037	6699380	4615 3,5

V 180
CABLE SHEARS

1000 V

- Cuts cable up to 27 mm, solid material up to 200 mm²
- Individually tested, insulation up to 1000 V



mm	kg	Code	No.
620	2.125	6430330	V 180 23

V 8091
CABLE CUTTER

1000 V

- For cutting copper and aluminium cables
- Genuine single-hand operation, with optimum transfer of force. Handles ergonomically designed for fatigue-free constant use. Little hand pressure required even at maximum loading. For step-by-step cutting with burr-free cut, may be opened in every cutting position. With locking lever.
- Tool body in high-tensile special steel
- Cutting edges and important functional parts tempered or specially hardened
- Red plastic handles insulated
- Individually tested, insulation up to 1000 V
- V 8091-320: single-core cable, max. Ø 25 mm (1"), multi-core cable, max. Ø 32 mm (1.1/4")
- V 8091-500: multi-core cable, max. Ø 52 mm (2.1/32")



V 8091-320



V 8091-500

⊢ mm ⊢	kg	Code	No.
280	0.792	6725130	V 8091-320
280	0.999	6725210	V 8091-500

VDE 8094
VDE CABLE SHEARS
with VDE dipped insulation

1000 V

- For cutting multi-core copper and aluminium cables up to Ø 20 mm
- When using first and final cuts, the diameter increases to Ø 25 mm
- The handle width remains within the range of ergonomic single-hand operation
- First cut: Use the front blade to cut the cable sheath
- Final cut: Place the cable in the back blade and separate the wire(s)
- Cutting edges additionally inductively hardened
- Precision ground for optimum action, new cutting-edge geometry
- Adjustable screw joint with finger protection
- Not suitable for steel wire or hard-drawn copper wire
- Special tool steel, forged, gun-metal finish
- Handles with VDE insulation up to 1000 V, acc. to EN 60900/IEC 60900, two-ply Check-Tool insulation



Ø	mm²	⊢ mm ⊢	⊢ "inch ⊢	kg	Code	No.
20	70	200	8.1/2	0.423	6725050	VDE 8094

VDE 8098
VDE STRIPPING PLIERS
with VDE dipped insulation

1000 V

- Opening stop, spring and brass adjusting screw
- For cables 0.8 - 6.0 mm²
- GEDORE special hardened and tempered steel, chrome-plated
- Handles with VDE dipped insulation up to 1000 V, acc. to EN 60900/IEC 60900, two-ply Check-Tool insulation



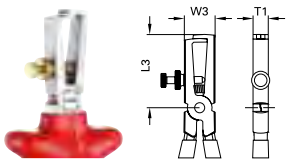

L	L_1	W_3	T_1	mm²	kg	Code	No.
160	43.5	18.5	8.5	0,8-6	0.217	6708980	VDE 8098-160

VDE 8098 H
VDE STRIPPING PLIERS
with VDE insulating sleeves

1000 V

- Opening stop, spring and brass adjusting screw
- For cables 0.8 - 6.0 mm²
- GEDORE special hardened and tempered steel, chrome-plated
- Handles with VDE insulating sleeves up to 1000 V, acc. to EN 60900/IEC 60900





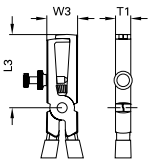

L	L_1	W_3	T_1	mm²	kg	Code	No.
160	43.5	18.5	8.5	0,8-6	0.204	1552074	VDE 8098-160 H

VDE 8099
VDE STRIPPING PLIERS STRIP-FIX

1000 V

with VDE dipped insulation

- Self-adjusting
- For cables 0.5 - 5.0 mm²
- GEDORE special hardened and tempered steel, oil-hardened, chrome-plated
- Handles with VDE dipped insulation up to 1000 V, acc. to EN 60900/IEC 60900, two-ply Check-Tool insulation
- Pair of spare knives no. E-8099



mm	"inch	mm²	kg	Code	No.
160	6.1/2	0,5-5	0.226	6709600	VDE 8099-160

VDE 8099 H
VDE STRIPPING PLIERS STRIP-FIX

1000 V

with VDE insulating sleeves

- Self-adjusting
- For cables 0.5 - 5.0 mm²
- V-shaped cutting jaws for stripping the plastic insulation of single- and multi-core conductors
- GEDORE special hardened and tempered steel, oil-hardened, chrome-plated
- Handles with VDE insulating sleeves up to 1000 V, acc. to EN 60900/IEC 60900
- Pair of spare knives no. E-8099

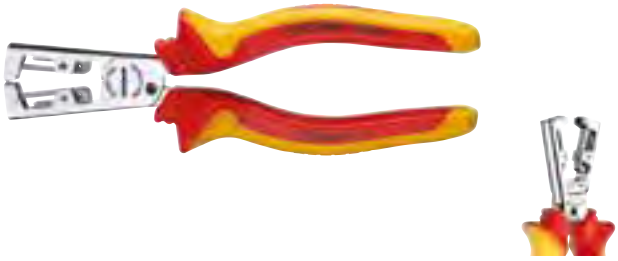

mm	"inch	mm²	kg	Code	No.
160	6.1/2	0,5-5	0.211	1552082	VDE 8099-160 H

E-8099
PAIR OF SPARE KNIVES

for stripping pliers STRIP-FIX

kg	Code	No.
0.012	5709580	E-8099

VDE 146
VDE UNIVERSAL PLIERS

1000 V

7 settings

- Gripping pliers with safety box joint and finger protection
- GEDORE special chrome-vanadium steel
- Handles with VDE dipped insulation up to 1000 V, acc. to EN 60900/IEC 60900, two-ply Check-Tool insulation



mm	mm	kg	Code	No.
250	31	0.485	6120140	VDE 146 10

VDE 8131 AB
VDE MULTIPLE PLIERS

1000 V

with VDE insulating sleeves, angled pattern

- Particularly tailored to the needs of electricians, in VDE execution with the following functions:
- Cable cutter: enables easy cutting of cables up to 5x2.5 mm² resp. Ø 12 mm
- Stripping blades: stripping possibility for wires 1,5 mm² and 2,5 mm²
- Crimp profile: crimping of conductor end-sleeves
- Toothed gripping face: special holding capacity when pulling cables and wires during installations
- Angled plier tip: guarantees gentle work for wrists and gives sight on to the workpiece
- Space-saving in the pocket, only one tool is needed
- Handles with VDE insulating sleeves up to 1000 V, acc. to EN 60900/IEC 60900

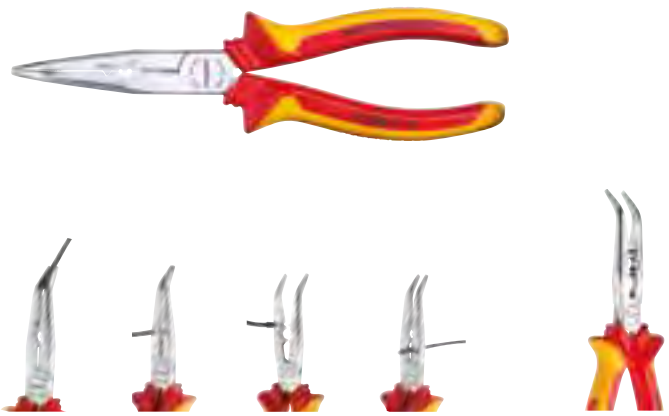

mm	kg	Code	No.
200	0.217	2910845	VDE 8131 AB-200 H

VDE 8250
VDE HEAVY DUTY COMBINATION PLIERS
with VDE dipped insulation

1000 V

- For heavy continuous use
- Good lever action for easy cutting
- Induction-hardened precision cutting edges, hardness 62 - 64 HRC
- For flat and round material
- To cut all wire types including piano wire, 1.6 mm
- GEDORE special hardened and tempered steel, chrome-plated
- Handles with VDE dipped insulation up to 1000 V, acc. to EN 60900/IEC 60900, two-ply Check-Tool insulation



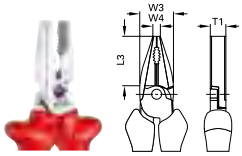

L	L_3	W_3	W_4	T_1	kg	Code	No.
160	35.0	22.8	5.8	10.4	0.236	1429582	VDE 8250-160
180	38.5	25.6	6.5	11.0	0.312	6720090	VDE 8250-180
200	39.5	27.0	6.5	12.4	0.365	6720250	VDE 8250-200
225	42.2	27.7	6.5	13.0	0.485	6720330	VDE 8250-225

VDE 8250 H
VDE HEAVY DUTY COMBINATION PLIERS
with VDE insulating sleeves

1000 V

- For heavy continuous use
- Good lever action for easy cutting
- Induction-hardened precision cutting edges, hardness 62 - 64 HRC
- For flat and round material
- To cut all wire types including piano wire, 1.6 mm
- GEDORE special hardened and tempered steel, chrome-plated
- Handles with VDE insulating sleeves up to 1000 V, acc. to EN 60900/IEC 60900



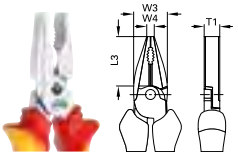

L	L_3	W_3	W_4	T_1	kg	Code	No.
160	35.0	22.8	5.8	10.4	0.228	1550942	VDE 8250-160 H
180	38.5	25.6	6.5	11.0	0.288	1550950	VDE 8250-180 H
200	39.5	27.0	6.5	12.4	0.369	1550969	VDE 8250-200 H

VDE 8314
VDE SIDE CUTTER
with VDE dipped insulation

1000 V

- With slender head - ideal for confined spaces
- Induction-hardened precision cutting edges, hardness 63 - 65 HRC
- For medium-hard wire, 1.6 mm
- GEDORE special hardened and tempered steel, chrome-plated
- Handles with VDE dipped insulation up to 1000 V, acc. to EN 60900/IEC 60900, two-ply Check-Tool insulation



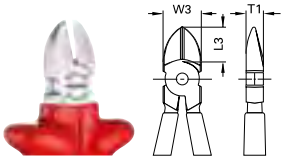

L	L_3	W_3	T_1	Ø	kg	Code	No.
140	18.5	18.5	9.5	1,6	0.199	6743540	VDE 8314-140
160	19.0	22.0	10.0	1,6	0.253	6743620	VDE 8314-160

1500 CT1-VDE 142 ›111



(VDE) 8314-180

Particularly suitable for electrical installation work

Max. safety when used under voltages thanks to the long, insulated handle with non-slip mechanism

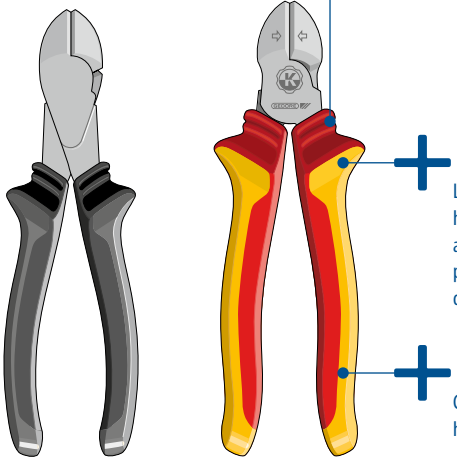

Long contoured handle for a heightened transfer of force and improved stable hold particularly with large cable diameters

Convex handle shape for a high force build-up*

Longer XL cutting edges than comparable side cutters cables allow cables to be cut from a Ø up to 15 mm (5x2,5 mm²)

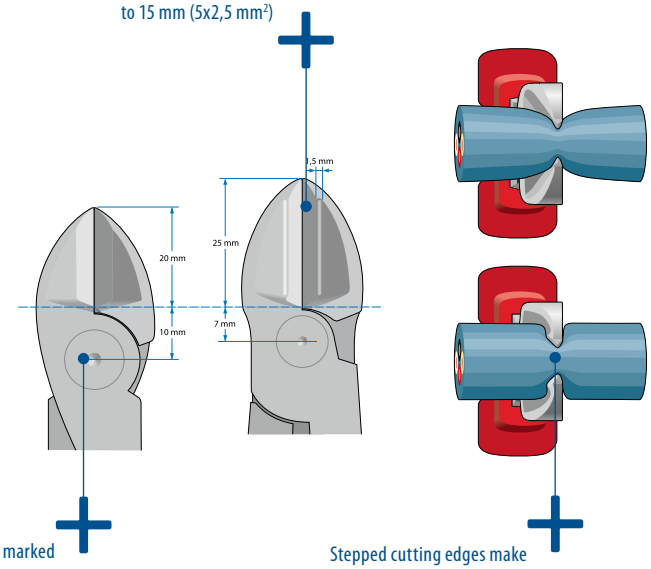

Power side cutter thanks to a marked transfer of the pivot to the cutter

Stepped cutting edges make "cutting" easier and protect the cutting material

* Crowned surfaces/handles - i.e. which are hardly rounded - prevent unfavourable, punctual peak forces. As a result, the force is evenly spread across your hand.

VDE 8314-180 H
VDE SIDE CUTTER
with VDE insulating sleeves

1000 V

- With slender head - ideal for confined spaces
- Induction-hardened precision cutting edges, hardness 63 - 65 HRC
- For medium-hard wire, 1.6 mm
- GEDORE special hardened and tempered steel, chrome-plated
- Handles with VDE insulating sleeves up to 1000 V, acc. to EN 60900/IEC 60900

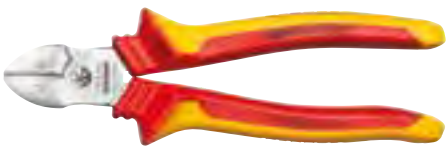

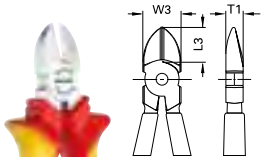

L	kg	Code	No.
185	0.297	2910950	VDE 8314-180 H

VDE 8314 H
VDE SIDE CUTTER
with VDE insulating sleeves

1000 V

- With slender head - ideal for confined spaces
- Induction-hardened precision cutting edges, hardness 63 - 65 HRC
- For medium-hard wire, 1.6 mm
- GEDORE special hardened and tempered steel, chrome-plated
- Handles with VDE insulating sleeves up to 1000 V, acc. to EN 60900/IEC 60900



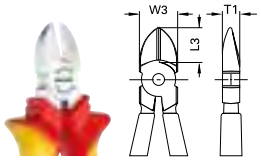

L	L_3	W_3	T_1	Ø	kg	Code	No.
140	18.5	18.5	9.5	1,6	0.177	1552155	VDE 8314-140 H
160	19.0	22.0	10.0	1,6	0.231	1552163	VDE 8314-160 H

VDE 8315 H
VDE ELECTRICIANS' SIDE CUTTER

1000 V

with VDE insulating sleeves

- Double-function electricians' side cutters for cutting and wire stripping
- Stripping holes for single- or multi-core conductors 1.5 and 2.5 mm²
- Induction-hardened precision cutting edges
- GEDORE special hardened and tempered steel, chrome-plated
- Handles with VDE insulating sleeves up to 1000 V, acc. to EN 60900/IEC 60900



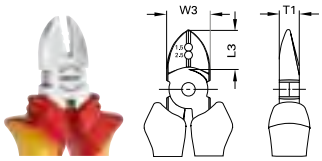

L	L_3	W_3	T_1	mm²	Ø	kg	Code	No.
160	19.0	22.0	10.0	1,5 / 2,5	1,6	0.231	1742582	VDE 8315-160 H

VDE 8316
VDE POWER SIDE CUTTER

1000 V

with VDE dipped insulation

- Good lever action for easy cutting
- Induction-hardened precision cutting edges, hardness 63 - 65 HRC
- For hard wire/piano wire - values see table
- Max. cutting capacity Ø 1.8 - 2.0 mm
- GEDORE special hardened and tempered steel, chrome-plated
- Handles with VDE dipped insulation up to 1000 V, acc. to EN 60900/IEC 60900, two-ply Check-Tool insulation



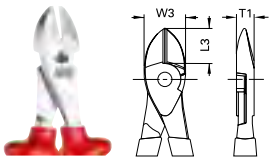

L	L_3	W_3	T_1	Ø	kg	Code	No.
180	22.6	26.0	11.0	1,8	0.285	1429590	VDE 8316-180
200	22.0	28.0	11.0	2,0	0.341	6742570	VDE 8316-200

VDE 8316 H
VDE POWER SIDE CUTTER

1000 V

with VDE insulating sleeves

- Good lever action for easy cutting
- Induction-hardened precision cutting edges, hardness 63 - 65 HRC
- For hard wire/piano wire - values see table
- Max. cutting capacity Ø 1.8 - 2.0 mm
- GEDORE special hardened and tempered steel, chrome-plated
- Handles with VDE insulating sleeves up to 1000 V, acc. to EN 60900/IEC 60900



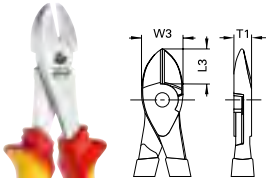

L	L_3	W_3	T_1	Ø	kg	Code	No.
180	22.6	26.0	11.0	1,8	0.267	1550993	VDE 8316-180 H
200	22.0	28.0	11.0	2,0	0.344	1551000	VDE 8316-200 H

VDE 8367
VDE HEAVY DUTY END CUTTING NIPPERS

1000 V

- Good lever action for easy cutting
- Induction-hardened precision cutting edges, hardness 63 - 65 HRC
- For hard wire/piano wire 1.6 mm
- GEDORE special hardened and tempered steel, drop-forged, oil-hardened and annealed
- Handles with VDE dipped insulation up to 1000 V, acc. to EN 60900/IEC 60900, two-ply Check-Tool insulation



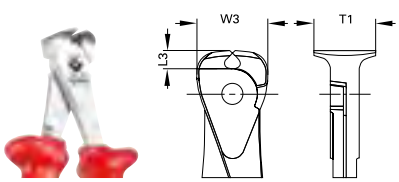

L	L_3	W_3	T_1	Ø	kg	Code	No.
160	6.9	27.0	23.5	1,6	0.220	2324830	VDE 8367-160

VDE 8120
VDE FLAT NOSE PLIERS
with VDE dipped insulation

1000 V

- Long, flat jaws and serrated gripping surfaces
- GEDORE special hardened and tempered steel, chrome-plated
- Handles with VDE dipped insulation up to 1000 V, acc. to EN 60900/IEC 60900, two-ply Check-Tool insulation



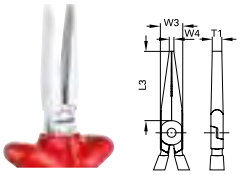

L	L_3	W_3	W_4	T_1	kg	Code	No.
160	51.0	16.5	3.4	9.0	0.185	6715330	VDE 8120-160

VDE 8120 H
VDE FLAT NOSE PLIERS
with VDE insulating sleeves

1000 V

- Long, flat jaws and serrated gripping surfaces
- GEDORE special hardened and tempered steel, chrome-plated
- Handles with VDE insulating sleeves up to 1000 V, acc. to EN 60900/IEC 60900





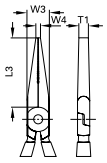

L	L_3	W_3	W_4	T_1	kg	Code	No.
160	51.0	16.5	3.4	9.0	0.175	1552090	VDE 8120-160 H

VDE 8122
VDE ROUND NOSE PLIERS
with VDE dipped insulation

1000 V

- Long, round jaws and serrated gripping surfaces
- GEDORE special hardened and tempered steel, chrome-plated
- Handles with VDE dipped insulation up to 1000 V, acc. to EN 60900/IEC 60900, two-ply Check-Tool insulation





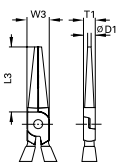

L	L_3	W_3	D_1	T_1	kg	Code	No.
160	48	16.5	2.5	8.7	0.170	6717110	VDE 8122-160

VDE 8122 H
VDE ROUND NOSE PLIERS
with VDE insulating sleeves

1000 V

- Long, round jaws and serrated gripping surfaces
- GEDORE special hardened and tempered steel, chrome-plated
- Handles with VDE insulating sleeves up to 1000 V, acc. to EN 60900/IEC 60900





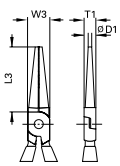

L	L_3	W_3	D_1	T_1	kg	Code	No.
160	48	16.5	2.5	8.7	0.154	1552104	VDE 8122-160 H

VDE 8132
VDE TELEPHONE PLIERS

1000 V

with VDE dipped insulation, straight pattern

- Long, flat-round jaws, straight gripping faces, serrated
- Induction-hardened precision cutting edges, hardness 61 - 63 HRC
- GEDORE special hardened and tempered steel, chrome-plated
- Handles with VDE dipped insulation up to 1000 V, acc. to EN 60900/IEC 60900, two-ply Check-Tool insulation



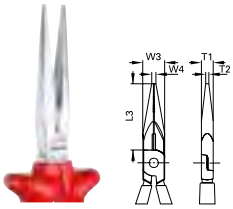

L	L_3	W_3	W_4	T_1	T_2	kg	Code	No.
160	50.0	16.5	3.2	9.0	2.5	0.193	6721570	VDE 8132-160
200	75.7	18.5	3.7	9.5	2.8	0.248	6721650	VDE 8132-200

VDE 8132 H
VDE TELEPHONE PLIERS

1000 V

with VDE insulating sleeves, straight pattern

- Long, flat-round jaws, straight gripping faces, serrated
- Induction-hardened precision cutting edges, hardness 61 - 63 HRC
- GEDORE special hardened and tempered steel, chrome-plated
- Handles with VDE insulating sleeves up to 1000 V, acc. to EN 60900/IEC 60900



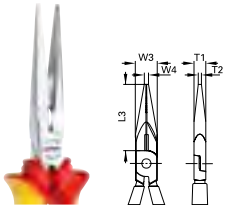

L	L_3	W_3	W_4	T_1	T_2	kg	Code	No.
160	50.0	16.5	3.2	9.0	2.5	0.164	1552112	VDE 8132-160 H
200	75.7	18.5	3.7	9.5	2.8	0.235	1552120	VDE 8132-200 H

VDE 8132 AB
VDE BENT NOSE TELEPHONE PLIERS

1000 V

with VDE dipped insulation, angled pattern

- Long, flat-round jaws, angled gripping surfaces, serrated
- Induction-hardened precision cutting edges, hardness 61 - 63 HRC
- GEDORE special hardened and tempered steel, chrome-plated
- Handles with VDE dipped insulation up to 1000 V, acc. to EN 60900/IEC 60900, two-ply Check-Tool insulation



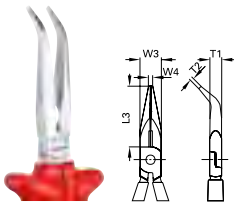

L	L_3	W_3	W_4	T_1	T_2	kg	Code	No.
160	46.0	16.5	3.2	9.0	2.5	0.177	6721730	VDE 8132 AB-160
200	70.5	18.5	3.7	9.5	2.8	0.252	6721810	VDE 8132 AB-200

VDE 8132 AB H
VDE BENT NOSE TELEPHONE PLIERS

1000 V

with VDE insulating sleeves, angled pattern

- Long, flat-round jaws, angled gripping surfaces, serrated
- Induction-hardened precision cutting edges, hardness 61 - 63 HRC
- GEDORE special hardened and tempered steel, chrome-plated
- Handles with VDE insulating sleeves up to 1000 V, acc. to EN 60900/IEC 60900



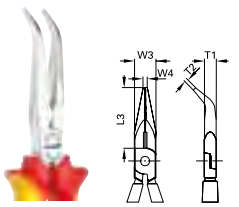

L	L_3	W_3	W_4	T_1	T_2	kg	Code	No.
160	46.0	16.5	3.2	9.0	2.5	0.173	1552139	VDE 8132 AB-160 H
200	70.5	18.5	3.7	9.5	2.8	0.235	1552147	VDE 8132 AB-200 H

VDE S 8003
VDE PLIERS SET WITH VDE DIPPED INSULATION

1000 V

3 pieces

› Packed in environmentally-friendly cardboard box
› Handles with VDE dipped insulation up to 1000 V, acc. to EN 60900/IEC 60900, two-ply Check-Tool insulation



Contents	kg	Code	No.
VDE 8132-160 **VDE 8250-180** **VDE 8314-160**	0.760	6708120	VDE S 8003

VDE S 8003 H
VDE PLIERS SET WITH VDE INSULATING SLEEVES

1000 V

3 pieces

› Packed in environmentally-friendly cardboard box
› Handles with VDE insulating sleeves up to 1000 V, acc. to EN 60900/IEC 60900



Contents	kg	Code	No.
VDE 8132-160 H **VDE 8250-180 H** **VDE 8314-160 H**	0.747	1550594	VDE S 8003 H

1101-003 VDE
VDE TOOL SET

in i-BOXX® 72, 8 pieces

› VDE basic assortment
› VDE insulation up to 1000 V, acc. to EN 60900/IEC 60900, except voltage tester no. 4615
› In GEDORE i-BOXX® 72, with transparent cover for getting an immediate impression
› Dimensions: W 367 x D 316 x H 72 mm



1000 V

Contents	kg	Code	No.
VDE 8132-200 H **VDE 8250-180 H** **VDE 8314-160 H** **VDE 2170 4 5,5** **VDE 2160 PH 1 2** **4615 3**	1.700	1828045	1101-003 VDE

1101 L ›62



1102 L ›63



1102-002 VDE
VDE PLIERS SET
3 pieces

1000 V

- Handles with VDE insulating sleeves up to 1000 V, acc. to EN 60900/IEC 60900
- In GEDORE L-BOXX® Mini, incl. divider set
- Dimensions: W 260 x D 155 x H 63 mm





Contents	kg	Code	No.
VDE 8132-160 H **VDE 8250-180 H** **VDE 8314-160 H**	0.920	1692291	1102-002 VDE

1102-004 VDE
VDE PLIERS SET
3 pieces

1000 V

- Handles with VDE insulating sleeves up to 1000 V, acc. to EN 60900/IEC 60900
- In GEDORE L-BOXX® Mini, incl. divider set
- Dimensions: W 260 x D 155 x H 63 mm





Contents	kg	Code	No.
VDE 8098-160 H **VDE 8250-180 H** **VDE 8314-160 H**	0.950	1708244	1102-004 VDE

1102-005 VDE
VDE PLIERS SET
3 pieces

1000 V

- Handles with VDE insulating sleeves up to 1000 V, acc. to EN 60900/IEC 60900
- With VDE Power side cutter and VDE Multiple pliers
- In GEDORE L-BOXX® Mini, incl. divider set
- Dimensions: W 260 x D 155 x H 63 mm

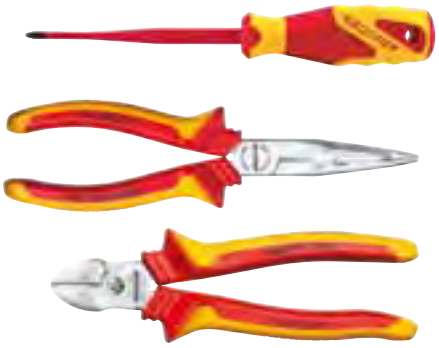





Contents	kg	Code	No.
VDE 8314-180 H **VDE 8131 AB-200 H** **VDE 2162 PZ 1**	0.950	2951762	1102-005 VDE

1102-006 VDE
VDE TOOL SET
4 pieces

1000 V

- Handles with VDE insulating sleeves up to 1000 V, acc. to EN 60900/IEC 60900
- For all usual electric master cabinets incl. multi fitting key
- In GEDORE L-BOXX® Mini, incl. divider set
- Dimensions: W 260 x D 155 x H 63 mm







Contents	kg	Code	No.
VDE 8131 AB-200 H **VDE 2172 3,5** **VDE 2164 SL/PH 2** **45 E**	0.863	2951770	1102-006 VDE

Sheath-stripping, wire-stripping, crimping tools etc. can be found on pages 370 - 425

S 1023
TOOL ASSORTMENT FOR MECHANICAL ENGINEERS
120 pieces

6,3
1/4"
12,5
1/2"
6,3
1/4"
mm

- Practical entry-level toolset
- The range includes mechanical and electrical engineering tools
- Suitable to fit in GEDORE tool trolley workster
- Recommended hook assortment no. 1500 HS-1023 (53 pieces)



Contents	kg	Code	No.
120 tools in metric sizes	13.0	1999060	S 1023

	Contents
	**1 B** 6 7 8 9 10 11 12 13 14 15 16 17 18 19 20 21 22
	**D 20** 4 5 6 7 8 9 10 11 12 13
	680 4-25 5,5-25 6,5-25
	685 3-25 4-25 5-25 6-25
	**685 X** 5-25 6-25 8-25
	687 TX T10-25 T15-25 T20-25 T25-25 T27-25 T30-25 T40-25
	**690** 1-25 2-25
	**690 PZD** 1-25 2-25 3-25
	620
	**676**
	699
	2090 -4
	**2093 U-20**
	**1993 U-20**
	1990 -5 -10
	1995
	**1987**
	**19** 8 9 10 11 12 13 14 15 16 17 18 19 21 22 24 27 30 32

	Contents
	**VDE 8132** -200 H
	**VDE 8250** -180 H
	**VDE 8314** -160 H
	**VDE 2170** 4 5,5
	**VDE 2160 PH** 1 2
	**V 4616**
	**4615** 3
	171 IS 1,2 1,5 2
	165 PH 00 0
	**8305** -2
	**8306** -5
	**42** 1,3 1,5 2 (5/64AF) 2,5 3 4 5 6 8 10
	97 -150
	100 -10
	119 -3 -5

	Contents
	**600 H** -500
	**248 ST** -30
	**8701** 2-8
	8719 2-8
	8722 2-8
	**403**
	4528
	710
	745
	4534 -3
	298 -04
	8354 -1
	8139 -220 TC

S 1093
VDE TOOL ASSORTMENT
26 pieces

- Particularly suited as the initial outfit for electrical specialists
- The GEDORE tool case or tool trolley are suited for mobile assignments
- Recommended hook assortment 1500 HS-1093 (26 pieces)



Contents	kg	Code	No.
26 tools in metric sizes	4.8	2319942	S 1093

	Contents
	**142** 10 C
	**VDE 8250** -180 H
	**VDE 8132** -160 H
	**VDE 8314** -160 H
	VDE 2170 4 5,5 6,5 8
	**VDE 2160 PZ** 1 2
	**V 4616**
	**42** 2 (5/64AF) 2,5 3 4 5 6 8 10
	**4533** -2

	Contents
	**4528**
	**8097**
	**600 H** -500
	112 A -250
	**110 HS** -318
	**0175** -06

1090
TOOL CASE ELECTRICIAN
90 pieces

6,3
1/4"
mm

- The perfect tool set for the electrician or property manager
- A thoughtful assortment for the work to be done
- Packed in a strong plastic case
- Aluminium frame, three steel hinges, screwed handle, fitted with built in locks
- May be used wherever the right tools have to be always at hand
- GEDORE vanadium tools, chrome-plated
- Dimensions: W 480 x D 370 x H 180 mm






Contents	kg	Code	No.
Tool set S 1090 **+ tool case WK 1090 L**	13.2	6601590	1090

	Contents
	6 14x17 18x19 21x23 22x24
	8 4 4,5 5 5,5 6 7 8 9 10 11 12 13
	20 4 4,5 5 5,5 6 7 8 9 10 11 13
	2087
	2095
	2098
	2090 -4
	2093 U -3
	42 2 (5/64AF) 2,5 3 4 5 6 7 8 10
	60 CP 10
	156 S
	2153 5,5
	2161 PH 1
	2160 PZ 1 2

	Contents
	VDE 2160 PH 1 2
	VDE 2170 3,5 4 5,5 6,5
	4615 3,5
	173 5,5 8
	174 1
	745
	0513-09
	4534 -3
	401
	401 A [10×]
	145 10 JC
	8096 -140
	VDE 8098 -160

	Contents
	VDE 8120 -160
	VDE 8250 -180
	VDE 8132 AB -160
	VDE 8316 -200
	95 -175
	99 10-2 10-4
	101
	112 A -250
	112 S
	600 H -300
	72 H -100
	E-1090 LK LZ LF LS

1100-1094
VDE TOOL ASSORTMENT HYBRID
53 pieces

10
3/8"
1000 V

- The perfect range of tools for repairs and maintenance of hybrid and electric vehicles
- For vehicles of all the manufacturers
- All tools insulated on the basis of EN 60900/EC 60900
- GEDORE L-BOXX® 136 compatible with the Sortimo® vehicle interior fittings in your service mobile









Contents	Code	No.
VDE 30 6 8 9 10 11 12 13 14 15 16 17 18 19 20 22 **VDE INX 30** 8 10 12 **VDE 3090** -3 -6 **VDE 3093 U** **VDE 2170** 2,5 3,5 4 5,5 **VDE 2160** PH 1 PH 2 PH 3 **VDE 2163 TX** T20 T25 T30 **VDE 8094**	2979063	1100-1094

	Contents
	VDE 30 6 8 9 10 11 12 13 14 15 16 17 18 19 20 22
	VDE INX 30 8 10 12
	VDE 3090 -3 -6
	VDE 3093 U
	VDE 2170 2,5 3,5 4 5,5
	VDE 2160 PH 1 PH 2 PH 3
	VDE 2163 TX T20 T25 T30
	VDE 8094

	Contents
	VDE 146 10
	VDE 8250 -200 H
	VDE 8314 -180 H
	VDE 8132 AB -200 H
	VDE 8120 -160 H
	VDE 4522
	V 914 V 914 1 [5×] V 914 2 [5×] V 914 3 [5×]

1100 L ›62



VDE 1001
VDE TOOL SET
14 pieces

12,5
1/2"
1000 V

- With practical foam insert in sturdy PVC case
- Dimensions: 395 x 295 x 106 mm
- Cranked allen socket screwdriver no. 42 is for locking the adjusting screw of extension no. VDE 1990, not VDE insulated



Contents	kg	Code	No.
VDE 19 10 12 13 14 17 19 22 24 **VDE 1993 U** **VDE 1990-5** -10 **VDE 1989 T** **VDE 2170** 5,5 **42** 2,5	3.460	6602560	VDE 1001

	Contents
	VDE 19 10 12 13 14 17 19 22 24
	VDE 1993 U
	VDE 1990 -5 -10

	Contents
	VDE 1989 T
	VDE 2170 5,5
	42 2,5

VDE 910
VDE RUBBER COVER SHEET

- VDE protective equipment acc. to VDE 0680, Part 1
- Thickness: 1.6 mm
- Rolled storage prevents from cracking!



L	W	kg	Code	No.
130	130	0.040	1826816	VDE 910 13
250	350	0.210	1826832	VDE 910 25
500	500	0.430	1827030	VDE 910 50
600	600	0.700	1828193	VDE 910 60
1000	1000	1.800	1828207	VDE 910 100
1200	1200	2.950	1828215	VDE 910 120

V 911
VDE INSULATION MAT

1000 V

- VDE protective equipment acc. to VDE 0303
- Thickness: 4.5 mm
- Rolled storage prevents from cracking!



L	W	kg	Code	No.
1000	1000	6.0	1828258	V 911 100
10000	1000	60.0	1828266	V 911 1000

V 912
VDE ELECTRICIANS' SAFETY GLOVES

1000 V

- Acc. to DIN EN 60903
- Made of natural latex



kg	Code	No.
0.215	1828274	V 912 9
0.215	1828282	V 912 10

V 912
UNDER-GLOVES
for VDE 912



kg	Code	No.
0.050	1828290	V 912 50

V 915
NH-FUSE INSERTION GLOVE WITH SLEEVE

1000 V

- To work on NH fuse inserts sizes 00 to 3
- To insert and remove low-tension high-performance fuses (NH fuse inserts)
- Can also be used for other devices applied instead of the fuse inserts, e.g. earthing and short-circuiting devices, inserting or removing blind fuse elements
- With contact blades to DIN 43620 Part 1, sizes 00 - 3 for nominal voltage to 600 V alternating voltage



kg	Code	No.
0.460	2661314	V 915

VDE 913
VDE PLASTIC CLAMP

- VDE protective equipment acc. to VDE 0680, Part 1



VDE 913 80



VDE 913 160

↤ mm ↦	kg	Code	No.
80	0.030	1828304	VDE 913 80
160	0.070	1828312	VDE 913 160

V 914
VDE METER CONNECTION FITTINGS

1000 V

- For insulating single cores
- Conical form
- Made from resilient plastic
- V 914 1 with Designation 1
- V 914 2 with Designation 2
- V 914 3 with Designation 3



⊢ mm ⊢	Ø	kg	Code	No.
80	10	0.005	2324938	V 914 1
80	10	0.005	2324946	V 914 2
80	10	0.005	2324954	V 914 3

V 917
CABLE SPLITTING WEDGE

1000 V

- Insulated acc. to IEC 60900
- From polyamide
- Suitable for mounting cable feeder terminals and splaying primary conductor cables
- Assistance when cutting cable cores, no slipping



kg	Code	No.
0.160	2661462	V 917

VDE 4522
VDE CABLE KNIFE

1000 V

- Strong, straight blade made from hardened and tempered steel
- Tough, resilient plastic handle
- VDE insulation up to 1000 V, acc. to EN 60900/IEC 60900



		kg	Code	No.
50	180	0.104	6690400	VDE 4522

VDE 4522 K
VDE CABLE KNIFE

1000 V

- Strong, straight blade made from hardened and tempered steel
- 2-component plastic handle
- VDE insulation up to 1000 V, acc. to EN 60900/IEC 60900



		kg	Code	No.
50	200	0.105	2661497	VDE 4522 K

VDE 4527
VDE CABLE KNIFE
with hooked blade

1000 V

- For slitting and stripping damp-proof installation cables
- With blade protector
- VDE insulation up to 1000 V, acc. to EN 60900/IEC 60900



		kg	Code	No.
40	203	0.098	6698490	VDE 4527

VDE 4527 K
VDE CABLE KNIFE
with hooked blade

1000 V

- For slitting and stripping damp-proof installation cables
- Blade from hardened and tempered steel
- With blade protector
- VDE insulation up to 1000 V, acc. to EN 60900/IEC 60900



		kg	Code	No.
42	198	0.105	2661489	VDE 4527 K

4528
UNIVERSAL CABLE KNIFE

› For stripping round cables, 4 - 28 mm
› Hooked blade for separating cable strips and flat cables
› No need to put down the knife when the blade is automatically switched from all-round to elongated cut
› The cutting depth of the pivoting internal knife E-4528 is adjustable



			Code	No.
50	170	0.155	6698300	4528

E-4528
INTERNAL KNIFE

› The cutting depth of the pivoting internal knife is adjustable

	Code	No.
0.111	1448161	E-4528

4529
MULTI-USE CABLE KNIFE

› For stripping round cables, 4 - 28 mm
› Integrated stripping function for flexible and single-strand conductors
› No need to put down the knife when the blade is automatically switched from all-round to elongated cut
› The cutting depth of the pivoting internal knife E-4529 is adjustable





		Code	No.
145	0.150	2955393	4529

E-4529
INTERNAL KNIFE

› The cutting depth of the pivoting internal knife is adjustable

	Code	No.
	2955407	E-4529

4629
INSULATING TAPE



L m	mm		Code	No.
10	15	0.032	6699540	4629

V 406
HACKSAW

1000 V

› For pinned hacksaw blades, 148 mm
› Insulated handle up to 1000 V



mm		Code	No.
265	0.229	6120060	V 406

More insulated tools 1000 V on request!
Haven't you found the right tool?

Ask us about custom-orders.
Your problems are our assignments.

iSIZE iMOD iCOAT iFORGE iCHECK


GEDORE

INSTALLATION TOOLS

PIPE CUTTERS FOR STEEL AND CAST IRON PIPES
› 598



PIPE CUTTERS / PIPE DEBURRING REAMER FOR STAINLESS STEEL PIPES
› 600



PIPE CUTTERS / PIPE DEBURRING REAMER / CALIBRATING TOOL FOR COPPER PIPES
› 602



PIPE CUTTERS FOR PLASTIC PIPES
› 604



FLARING TOOLS
› 606



INSTALLATION TOOLS
› 609



Installation Tools

APPLICATIONS OF THE GEDORE PIPE CUTTERS

	No. 210015	No. 2180..	No. 220…	No. 222…	No. 2250 3	No. 226100	No. 2268..	No. 2270..	No. 2300..	No. 2303..	No. 231000	No. 231011
Steel pipes EN 10255 Steel pipes EN 10220	3"-12"		1/8-2" (220020) 1.1/4-4" (220040)	1/8-2" (222020) 1.1/4-4" (222040)								
Cast iron pipes EN 545, SML pipes EN 877	DN 80-300		DN 6-32 (220020) DN 32-100 (220040)	DN 6-32 (222020) DN 32-100 (222040)								
Electrical installation pipes EN 60423		M 12-32 (2180 3) M 12-40 (2180 4) M 12-63 (2180 5)								M 12-32 (230311) M 16-63 (230321)		M 12-16
Multi-layer composite pipes							≤ 42 mm (2268 2) ≤ 63 mm (2268 3)	6-76 mm (2270 5) 50-127 mm (2270 6)				
Plastic pipes						16, 19, 25 mm	≤ 42 mm (2268 2) ≤ 63 mm (2268 3)	6-76 mm (2270 5) 50-127 mm (2270 6)				
Copper pipes EN 1057 Sheated copper pipes Thin-walled NF pipes		3-35 mm (2180 3) 3-45 mm (2180 4) 6-76 mm (2180 5)			3-35 mm				4-32 mm (230010) 13-65 mm (230020)	4-32 mm (230311) 13-65 mm (230321)	4-16 mm	4-16 mm
Hydraulic pipes EN 10305-1 (DIN 2391) Precision steel pipes EN 10305-3 (DIN 2394)		3-35 mm (2180 3) 3-45 mm (2180 4) 6-76 mm (2180 5)	10-42 mm (220020) 42-114 mm (220040)	10-42 mm (222020) 42-114 mm (222040)	3-35 mm				4-32 mm (230010) 13-65 mm (230020)	4-32 mm (230311) 13-65 mm (230321)	4-16 mm	4-16 mm
Stainless steel pipes EN 10088-3 (DIN 17 440)		3-35 mm (2180 3) 3-45 mm (2180 4) 6-76 mm (2180 5)	10-42 mm (220020 + 220221)	10-42 mm (222020 + 220221)						4-32 mm (230311) 13-65 mm (230321)		4-16 mm

*) depending on size / finish / pipe properties

Pipe Cutters for steel and cast iron pipes

210
LINK PIPE CUTTER

for steel, SML and cast iron pipes

- Low space requirements due to ratchet-type operation
- In the standard version suitable for pipes from 85 to 175 mm Ø
- Can be extended if needed with extension set no. 210100, see table "Cutting range link pipe cutter no. 210015"
- Enamelled blue



∅ mm	Wall thickness	kg	Code	No.
85-175	3,2-8,0	5.7	4536250	210015

CUTTING RANGE OF THE LINK PIPE CUTTER NO. 210015

Cutting range from min. Internal Ø mm to max. External Ø mm	Number of cutting wheels	Accessories required
85 - 115	3*	
110 - 145	4*	
135 - 175	5	
165 - 200	6	1 x 210100
190 - 225	7	2 x 210100
220 - 250	8	3 x 210100
240 - 280	9	4 x 210100
270 - 300	10	5 x 210100
295 - 330	11	6 x 210100

* the link pipe cutter must be reduced by the corresponding number of cutting wheels

E 210
EXTENSION KIT

- For extending the cutting range at No. 210015
- For more information see table "Cutting range link pipe cutter no. 210015"

Contents	kg	Code	No.
1 Cutting wheel for steel No. 210200 **1 Spare link No. 210500** **1 Spare bolt No. 210600**	0.400	2799626	210100

E 210
SPARE PARTS



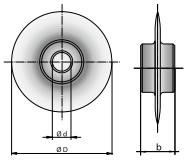

Description	Ø D	b	Ø d	kg	Code	No.
Cutting wheel for 210015	50	11	11	0.080	4536410	210200
Spare link for 210015				0.290	4551480	210500
Spare bolt for 210015				0.027	4536680	210600

220
PIPE CUTTER TUBEX

for steel, SML and cast iron pipes

- Heavy-duty pipe cutter with 1 cutting wheel
- By exchanging the cutting wheels, may also be used for stainless steel pipes (size 2")
- Frame in malleable cast steel
- With elastic feed using especially-installed spring system (size 2")
- Spindle protected by sleeve extension
- Enamelled blue, spindle gun-metal finished

- Version with 3 cutting wheels see no. 222



Size	∅ mm	Wall thickness	⟷ mm ⟷	kg	Code	No.
1/8-2	10-60	2,0-6,3	380	2.9	4503400	220020
1.1/4-4	42-114	2,6-8,0	520	5.0	4503590	220040

222
PIPE CUTTER TUBEX

for steel, SML and cast iron pipes

- Heavy-duty pipe cutter with 3 cutting wheels
- Ideal for working in confined, hard-to-reach places, since the cutter does not need to be turned through 360°
- By exchanging the cutting wheels, may also be used for stainless steel pipes (size 2")
- Frame in malleable cast steel
- With elastic feed using especially-installed spring system (size 2")
- Spindle protected by sleeve extension
- Enamelled blue, spindle gun-metal finished



Size	∅ mm	Wall thickness	⟷ mm ⟷	kg	Code	No.
1/8-2	10-60	2,0-6,3	380	2.7	4537060	222020
1.1/4-4	42-114	2,6-8,0	520	4.8	4553420	222040

E 220 - E 222
SPARE PARTS

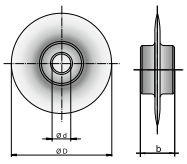

Description	Ø D	b	Ø d	kg	Code	No.
Cutting wheel for 220020, 222020	32	19	9	0.028	4503750	220220
Cutting wheel for niro for 220020, 222020	32	19	9	0.028	1524038	220221
Cutting wheel for 220040, 222040	41	19	9	0.038	4503830	220240
Wheel bolt for 220020, 222020				0.015	4552450	220620
Wheel and pressure roller bolt for 220040, 222040				0.019	4552530	220640

Pipe Cutters for stainless steel pipes

2180
PIPE CUTTER

for stainless steel pipes

- Easy cutting due to ball-bearing pressure rollers and cutting wheels
- Cutting wheel changeable without tools
- With retractable deburring tool, spare cutting wheel in handle
- Cutting wheel with high service life
- No. 2180 3 and 2180 4 body in pressure-cast magnesium, no. 2180 5 body in pressure-cast aluminium
- No. 2180 5 with quick-release
- Enamelled blue



2180 3
2180 4



2180 5

∅ mm	Wall thickness	⟷ mm ⟷	kg	Code	No.
3-35	0,7-2,5	160	0.335	2964066	2180 3
3-45	0,7-2,5	180	0.355	2964074	2180 4
6-76	0,7-2,5	245	0.880	2964082	2180 5

E 2180
SPARE PARTS



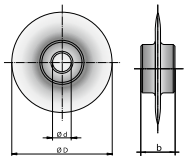

Description	Ø D	b	Ø d	kg	Code	No.
Cutting wheel for 2180 3, 2180 4	20	5.1	4.8	0.005	2964090	E-2180 3 A
Cutting wheel for 2180 5	20	6.2	4.8	0.008	2964104	E-2180 5 A
Wheel bolt for 2180 3, 2180 4, 2250 3				0.002	2964112	E-2180 3 B
Wheel bolt for 2180 5, 2270 5				0.005	2964120	E-2180 5 B

2303
PIPE CUTTER QUICK AUTOMATIC NIRO

for stainless steel pipes

- Body in pressure-cast zinc
- Cutting wheel made from high-alloy stainless steel, with high service life
- Automatic infeed by plate springs
- Enamelled blue



230321



230311

∅ mm	Wall thickness	⟷ mm ⟷	kg	Code	No.
4-32	0,7-3,0	165	0.430	1154990	230311
13-65	1,0-3,0	275	1.420	1154850	230321

E 2303
SPARE PARTS

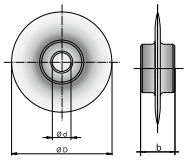

Description	Ø D	b	Ø d	kg	Code	No.
Cutting wheel for stainless steel	20	4.8	5.1	0.005	1154710	230411
Cutting wheel for stainless steel	32	9.9	6.1	0.018	1154680	230421
Wheel bolt				0.003	1154656	230611
Wheel bolt				0.003	1154540	230621

231011
MINIATURE PIPE CUTTER MINI-QUICK NIRO
for stainless steel pipes

- Particularly suitable for barely accessible places
- Body in pressure-cast zinc
- Cutting wheel with high service life
- Enamelled blue



∅ mm	Wall thickness	⊢ mm ⊣	kg	Code	No.
4-16	0,7-2,0	50	0.125	4554070	231011

E 231011
SPARE PARTS



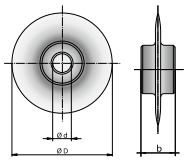

Description	Ø D	b	Ø d	kg	Code	No.
Cutting wheel for stainless steel	20	4.8	5.1	0.005	1154710	230411
Wheel bolt				0.003	1154656	230611

Pipe Deburring Reamer for stainless steel pipes

2325
PIPE DEBURRING REAMER
for stainless steel pipes



- For internal and external deburring of stainless steel pipes
- Aluminium body
- Hardened taper section with 40 deburring blades

∅ mm	⊢ mm ⊣	kg	Code	No.
8-35	60	0.180	1857681	232501
10-56	85	0.420	1419684	232500

224011 / 224021 ›546



4588 4589 ›546

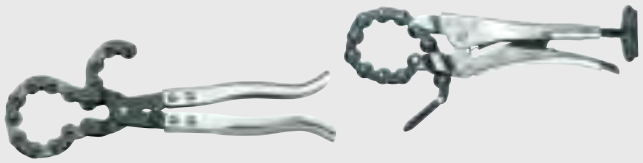

Pipe Cutters for copper pipes

2250
PIPE CUTTER

for copper pipes

- For copper, brass, and light-alloy pipes, PVC hard plastic and plastic-coated pipes, thin-walled steel pipes, (precision steel and hydraulic pipes), composite pipes
- Cutting wheel changeable without tools
- With retractable deburring tool, spare cutting wheel in handle
- Body in pressure-cast magnesium
- Enamelled blue





∅ mm	Wall thickness	⟷ mm ⟷	kg	Code	No.
3-35	0,7-2,0	160	0.335	2964031	2250 3

E-2250
SPARE PARTS





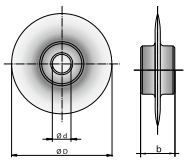

Description	Ø D	b	Ø d	kg	Code	No.
Cutting wheel for 2250 3	20	5.1	4.8	0.005	2964058	E-2250 3 A
Wheel bolt for 2180 3, 2180 4, 2250 3				0.002	2964112	E-2180 3 B

2300
PIPE CUTTER QUICK AUTOMATIC

- Body in pressure-cast zinc
- For copper, brass, and light-alloy pipes, PVC hard plastic and plastic-coated pipes, thin-walled steel pipes, (precision steel and hydraulic pipes), composite pipes
- With automatic infeed by plate springs, retractable deburring knife
- Enamelled blue



230010



230020

E 2300
SPARE PARTS

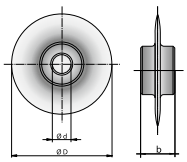

∅ mm	Wall thickness	⟷ mm ⟷	kg	Code	No.
4-32	0,7-3,0	165	0.435	4504050	230010
13-65	1,0-7,3	275	1.460	4504130	230020

Description	Ø D	b	Ø d	kg	Code	No.
Cutting wheel	20	4.8	5.1	0.005	4504640	230210
Cutting wheel	32	9.9	6.1	0.018	4504800	230220
Wheel bolt				0.003	1154656	230611
Wheel bolt				0.003	1154540	230621

2310
MINIATURE PIPE CUTTER MINI-QUICK

- Particularly suitable for barely accessible places
- For copper, brass, and light-alloy pipes, thin-walled steel pipes (precision steel and hydraulic pipes)
- Body in pressure-cast zinc
- Enamelled blue



∅ mm	Wall thickness	⟷ mm ⟷	kg	Code	No.
4-16	0,7-3,0	50	0.125	4504560	231000

E 2310
SPARE PARTS



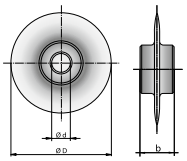

Description	Ø D	b	Ø d	kg	Code	No.
Cutting wheel	20	4.8	5.1	0.005	4504640	230210
Wheel bolt				0.003	1154656	230611

Pipe Deburring Reamer for copper pipes

2320
PIPE DEBURRING REAMER

- For hydraulic and precision steel pipes, copper pipes, as well as pipes in non-ferrous metals
- For internal and external deburring
- Plastic body





∅ mm	⟷ mm ⟷	kg	Code	No.
4-32	45	0.030	1439510	232001

Calibrating Tools for copper pipes

239
CALIBRATING TOOL

- For exact calibrating of tube ends
- For semi-hard and soft copper pipes
- Gun-metal finish



∅ mm	kg	Code	No.
12 x 1	0.067	4506340	239012
15 x 1	0.138	4506420	239015
18 x 1	0.179	4506500	239018
22 x 1	0.270	4506690	239022

Pipe Cutters for plastic pipes

2270
PIPE CUTTER

for plastic and composite pipes

- To cleanly cut multi-layer composite pipes or other plastic pipes
- Cutting wheel changeable without tools
- With retractable deburring tool, spare cutting wheel in handle
- No. 2270 5 with adjustable third pressure roller for optimally guiding different pipe dimensions
- With quick-release
- Body in pressure-cast aluminium
- Enamelled blue



2270 6



2270 5

∅ mm	Wall thickness	⊢◂ mm ▸⊣	kg	Code	No.
6-76	1,5-8,6	245	0.880	2964015	2270 5
50-127	4,0-19,8	345	1.630	2963957	2270 6

E-2270
SPARE PARTS





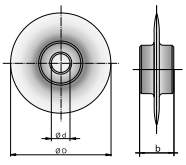

Description	Ø D	b	Ø d	kg	Code	No.
Cutting wheel for 2270 5	30	6.2	4.8	0.008	2964023	E-2270 5 A
Cutting wheel for 2270 6	51	11.0	8.1	0.015	2963973	E-2270 6 A
Wheel bolt for 2180 5, 2270 5				0.005	2964120	E-2180 5 B
Wheel bolt for 2270 6				0.010	2963981	E-2270 6 B

2261
SHEARS SET
for plastic pipes

› To cleanly cut hard and soft plastic pipes, rubber hoses with or without textile reinforcement, and as well as various plastic profiled sections, such as cable ducts, for example
› Contains form blocks for 16, 19 and 25 mm pipes, 1 prism for profiles and 1 angle stop adjustable up to 45°
› Delivery in plastic case





Description	kg	Code	No.
Shear set for plastic pipes	1.050	1637983	226100

E 2261
SPARE PARTS

Description	kg	Code	No.
Spare knife	0.050	1680137	226005

2268
PIPE SHEARS
for plastic pipes

› Suitable to cut PE-, PP-, PB-, PEX-. PPR-, MLP-/MSR-, VPE-, CPVC-, PVC- and PVDF-pipes
› Can also be used for hoses
› Smooth and accurate cutting, one hand operation
› Cutting blades changeable without tools
› Body in pressure-cast magnesium
› Enamelled blue



2268 2



2268 3

∅ mm	⊢ mm ⊣	kg	Code	No.
42	245	0.430	2963841	2268 2
63	280	0.610	2963892	2268 3

E-2268
SPARE PARTS



Description	kg	Code	No.
Spare knife for 2268 2	0.080	2963914	E-2268 2 A
Spare knife for 2268 3	0.160	2963930	E-2268 3 A
Spare bolt for 2268 2 / 3	0.005	2963949	E-2268 B

Flaring Tools

2330
FLARING TOOL BOERDEX

- For flaring copper and light-alloy pipes of various hardnesses
- For cooling systems and refrigeration technique
- Body in pressure-cast zinc, enamelled blue
- Flange cone 90° hardened = 45° angled from pipe
- Clamping jaws made from steel, smooth inside, phosphated
- Opening angle 90° = 45° angled from pipe

Flaring tools for brake lines see no. 1101-2340



Contents	kg	Code	No.
for metric pipes 4, 4.75, 6, 8, 10, 12, 14 mm **1 flaring tool No. 233000** **1 cone for 180° flaring No. 233200** **1 clamping jaw 4-14 mm No. 233101**	1.4	4537300	233001
for metric pipes 15, 16, 17, 18, 19 mm **1 flaring tool No. 233000** **1 cone for 180° flaring No. 233200** **1 clamping jaw 15-19 mm No. 233109**	1.4	1919725	233009
for inch pipes 3/16, 1/4, 5/16, 3/8, 7/16, 1/2, 5/8, 3/4" **1 flaring tool No. 233000** **1 cone for 180° flaring No. 233200** **1 clamping jaw 3/16-3/4" No. 233107**	1.5	4554660	233007

Contents	kg	Code	No.
for metric pipes 4, 4.75, 6, 8, 10, 12, 14 mm for inch pipes 3/16, 1/4, 5/16, 3/8, 7/16, 1/2, 5/8, 3/4" **1 flaring tool No. 233000** **1 cone for 180° flaring No. 233200** **1 clamping jaw 4-14 mm No. 233101** **1 clamping jaw 3/16-3/4" No. 233107**	2.1	2926741	233013
for metric pipes 4, 4.75, 6, 8, 10, 12, 14, 15, 16, 17, 18, 19 mm **1 flaring tool No. 233000** **1 cone for 180° flaring No. 233200** **1 clamping jaw 4-14 mm No. 233101** **1 clamping jaw 15-19 mm No. 233109**	2.0	2926768	233014

CONE 90°

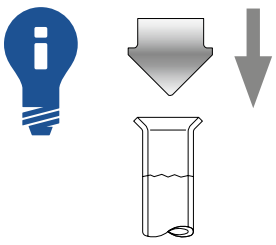

CONE 180°

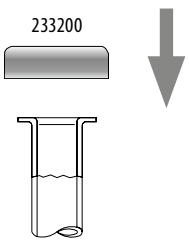

920 ›565



1101-2333
FLARING TOOL SET BOERDEX
in i-BOXX® 72

- For flaring copper and light-alloy pipes of various hardnesses
- For cooling systems and refrigeration technique
- Body in pressure-cast zinc, enamelled blue
- Flange cone 90° hardened = 45° angled from pipe
- With cone for 180° flaring = 90° angle from pipe
- Clamping jaws made from steel, smooth inside, phosphated
- Complete set for metric and metric/inch pipes
- With pipe cutter 3-35 mm Ø
- Delivery in GEDORE i-BOXX® 72 no. 1101 L
- Dimensions: W 367 x D 316 x H 72 mm

- **Flaring tools for brake lines see no. 1101-2340**





Contents	kg	Code	No.
for metric pipes 4, 4.75, 6, 8, 10, 12, 14 mm 1 flaring tool No. 233000 1 clamping jaw 4-14 mm No. 233101 1 pipe cutter 4-32 mm No. 230010 1 cone 180° No. 233200 1 sheet steel case No. 233909	2.9	4555550	1101-233301
for metric pipes 15, 16, 17, 18, 19 mm 1 flaring tool No. 233000 1 clamping jaw 15-19 mm No. 233109 1 pipe cutter 4-32 mm No. 230010 1 cone 180° No. 233200 1 sheet steel case No. 233909	2.9	1919733	1101-233309
for inch pipes 3/16, 1/4, 5/16, 3/8, 7/16, 1/2, 5/8, 3/4" 1 flaring tool No. 233000 1 clamping jaw 3/16-3/4“ No. 233107 1 pipe cutter 4-32 mm No. 230010 1 cone 180° No. 233200 1 sheet steel case No. 233909	3.0	4556280	1101-233307

Contents	kg	Code	No.
for metric pipes 4, 4.75, 6, 8, 10, 12, 14 mm for inch pipes 3/16, 1/4, 5/16, 3/8, 7/16, 1/2, 5/8, 3/4" 1 flaring tool No. 233000 1 clamping jaw 4-14 mm No. 233101 1 clamping jaw 3/16-3/4“ No. 233107 1 pipe cutter 4-32 mm No. 230010 1 cone 180° No. 233200 1 sheet steel case No. 233909	3.6	2926776	1101-233313
for metric pipes 4, 4.75, 6, 8, 10, 12, 14, 15, 16, 17, 18, 19 mm 1 flaring tool No. 233000 1 clamping jaw 4-14 mm No. 233101 1 clamping jaw 15-19 mm No. 233109 1 pipe cutter 4-32 mm No. 230010 1 cone 180° No. 233200 1 sheet steel case No. 233909	3.5	2926784	1101-233314

E 233
PARTS



2331



233200

Description	kg	Code	No.
Flaring tool boerdex	0.660	4554150	233000
Clamping jaw 4-14 mm	0.620	4554820	233101
Clamping jaw 15-19 mm	0.560	1885162	233109
Clamping jaw 3/16" - 3/4"	0.680	4555470	233107
Cone for 180° flaring (= 90° angled from pipe)	0.015	4505450	233200
Pipe cutter for copper pipes 3-35 mm	0.335	2964031	2250 3

1101-2340
DOUBLE FLARING TOOL SET
in i-BOXX® 72





- For standard-compliant (DIN 74234) double flaring tools
- For brake lines, coolant lines, hydraulic and pneumatic pipes with a wall thickness of 0.7 to 1.0 mm
- Body in tempered cast iron GTW 40, stove enamelled blue
- Clamping jaws made from steel, smooth inside, phosphated
- Complete set for metric and/or inch pipes
- With pipe deburring reamer 4-32 mm Ø and miniature pipe cutter 4-16 mm Ø
- Delivery in GEDORE i-BOXX® 72 No. 1101 L
- Dimensions: W 367 x D 316 x H 72 mm

Contents	kg	Code	No.
for metric pipes **1 basic frame No. 234000** **1 clamping jaw metric No. 234101** **6 cones 4,75-10 mm No. 234204-234210** **2 cones, No. 234790 + 234801** **1 miniature pipe cutter 4-16 mm No. 231000** **1 pipe deburring reamer 4-32 mm No. 232001** **1 GEDORE i-BOXX® 72 No. 1101 L**	3.0	4505530	1101-234001

Contents	kg	Code	No.
for metric + inch pipes **1 basic frame No. 234000** **2 clamping jaws No. 234101 + 234102** **6 cones 4,75-10 mm No. 234204-234210** **4 cones 3/16-3/8" No. 234303-234306** **3 cones No. 234790 + 234801-802** **1 miniature pipe cutter 4-16 mm No. 231000** **1 pipe deburring reamer 4-32 mm No. 232001** **1 GEDORE i-BOXX® 72 No. 1101 L**	4.2	4662980	1101-234013

CONE 90°

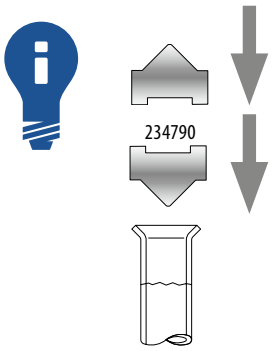

CONE 180°

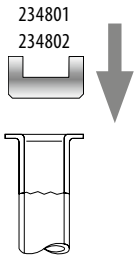

FLARE F OPEN

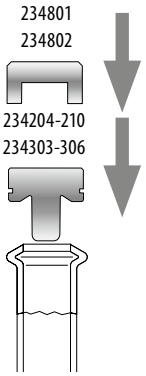

FLARE E DOUBLE

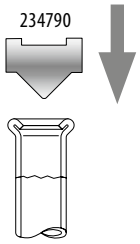

E 2340
PARTS



2341



2342 / 2343



2347



2348



234000 + 2341

Description	kg	Code	No.
Basic frame	0.880	4556440	234000
Clamping jaw metric	0.760	4556520	234101
Clamping jaw inch	0.760	4556600	234102
Cone 4,75 mm for flare types E + F	0.018	4556790	234204
Cone 5 mm for flare types E + F	0.018	4556870	234205
Cone 6 mm for flare types E + F	0.018	4556950	234206
Cone 8 mm for flare types E + F	0.018	4557090	234208
Cone 9 mm for flare types E + F	0.018	4557170	234209
Cone 10 mm for flare types E + F	0.018	4557250	234210
Cone 3/16" for flare types E + F	0.018	4557330	234303
Cone 1/4" for flare types E + F	0.018	4557410	234304

Description	kg	Code	No.
Cone 5/16" for flare types E + F	0.018	4557680	234305
Cone 3/8" for flare types E + F	0.018	4557760	234306
Cone (adjustment gauge) for flare types 90° + 180° and cone 90° + flare E	0.016	4557840	234790
Cone (adjustment gauge), metric, 180°, for flare types E + F	0.011	4557920	234801
Cone (adjustment gauge), inch, 180°, for flare types E+F	0.011	4558060	234802
Pipe cutter MINI-QUICK, 4-16 mm	0.125	4504560	231000
Pipe deburring reamer 4-32 mm	0.030	1439510	232001

Installation Tools

312
VALVE HOLDER VENTI-QUICK

- In aluminium
- Drain valve holder and screw-in wrench for eccentric and standard valves 1.1/4"
- Usable from top or bottom





⊢mm⊣	kg	Code	No.
120	0.255	4508980	312000

314
CORNER VALVE SOCKET WRENCH

- Chrome-vanadium steel 31CrV3, hardened, zinc-plated
- For surface-protective assembling of all usual corner valves
- With chamfered driving edges
- 1/2" internal square drive





⊢mm⊣	internal Ø	kg	Code	No.
82	27	0.150	1147471	314000

3170
INSTALLATION WRENCH

- For washbasin mountings
- With moveable stud screw insert for bathroom fittings attachment M10 or M12
- Open end spanner size 17x19 mm for tightening or loosening of corner valves



for stud screws	Size	⊢mm⊣	kg	Code	No.
M10	17x19 mm	250	0.330	4509360	317000
M12	17x19 mm	250	0.330	4609310	317012

3175
INSTALLATION WRENCH

- For washbasin mountings
- With moveable stud screw insert for bathroom fittings attachment M10 or M12
- With reversible ring ratchet size 17 mm for tightening or loosening of bathroom fittings connections even in hard-to-reach areas
- Open end spanner size 19 mm for tightening or loosening of corner valves
- GEDORE vanadium steel 31CrV3, matt chrome-plated



for stud screws	Size	⊢mm⊣	kg	Code	No.
M10	17x19 mm	250	0.330	4509520	317500
M12	19x19 mm	250	0.330	4609580	317512

3171
STUD SCREW WRENCH

- For bathroom fittings attachment (stud screws) M6, M8, M10, M12
- With pivotable thread insert
- Nickel-plated



⊢mm⊣	kg	Code	No.
220	0.300	4509440	317100

3173
STUD SCREW INSERTER

- Self-gripping
- For the fast and easy insertion and removal of studs, bolts, etc.
- With hexagon drive





Size	kg	Code	No.
M6	0.130	1523171	317306
M8	0.130	1523198	317308
M10	0.130	1523201	317310
M12	0.130	1523228	317312

3165
BASIN WRENCH

- For single lever taps and taps with central screw connection up to size 36 mm
- With 13 mm hexagon drive and additional adaptors for 9, 10, 11 and 14 mm
- With pivoted hook for right or left hand operation
- Enamelled blue



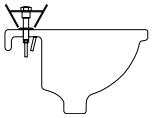

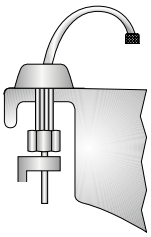

⟷ mm ⟷	kg	Code	No.
260	0.410	2829274	316500

320
WRENCH FOR PLUMBING FITTINGS

- With pawl clamp
- With exchangeable plastic jaws no. 320100, width 8 mm
- For nickel-plated and chrome-plated fittings
- Chrome-vanadium steel 31CrV3, hardened, chrome-plated
- Handle enamelled blue



mm	mm	⟷ mm ⟷	kg	Code	No.
65	45	275	0.720	4509600	320000

Description	kg	Code	No.
Set of plastic jaws	0.010	4540520	320100

126
STRAP WRENCH

- Very gentle to surfaces, particularly suitable for chrome-plated fittings and polished surfaces
- Handle in light metal, enamelled blue
- With high-strength nylon strap



∅ mm	∅ inch	⟷ mm ⟷	mm	kg	Code	No.
220	8	300	27	0.325	1468308	126008

329
SPECIAL SIPHON PLIERS

- For tightening and removing screwed PVC pipe joints with round union nuts
- With lap joint and three locking positions, jaw width 10 mm
- No. 329001 with plastic jaws for special surface protection
- Enamelled blue



329000



329001

∅ mm	⟷ mm ⟷	kg	Code	No.
20-65	230	0.300	4510290	329000
20-65	230	0.300	1984381	329001

E 126
SPARE STRAP

- High-strength nylon strap



⟷ mm ⟷	mm	kg	Code	No.
950	27	0.035	1468316	126208

376
STEPPED KEY

- For the installation and removal of valve nipples 3/8", 1/2", 3/4", 1", 1.1/4"
- Drive with 18 mm square
- Enamelled blue



kg	Code	No.
0.245	4541250	376100

380
COMBINATION STEPPED KEY

- For the installation and removal of radiator valves, runback screwed unions 3/8" - 1" and short tap extensions
- With pin, hexagon and bi-hexagon nut drive
- 1/2" square drive
- Nickel-plated



380200

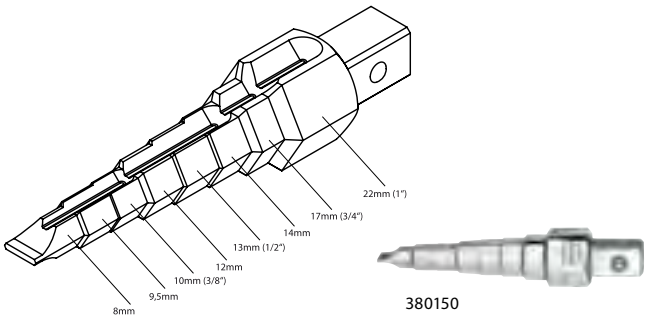

380150

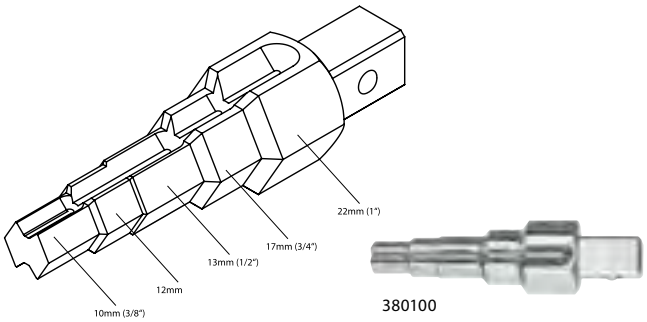

380100

Description	kg	Code	No.
Combi-stepped key No. 380100 with ratchet 1/2" No. 380200	0.555	4512900	380000
Combi-stepped key No. 380150 with ratchet 1/2" No. 380200	0.555	4630940	380001
Combi-stepped key with 5 steps 3/8"-1"	0.135	4513040	380100
Combi-stepped key with 8 steps	0.135	4611130	380150
Ratchet 1/2"	0.420	4513120	380200

3785
PLUMBER'S WRENCH

- With 14 functions for tap extensions 3/8", 1/2", 3/4", 1"
- Depth up to 100 mm
- For the installation and removal of radiator valves and runback screwed unions
- For stud screws M6, M8, M10, M12 and for screw plugs 3/8", 1/2"
- Hexagon drive nut size 17, 22 mm
- Chrome-plated



⟷ mm ⟷	kg	Code	No.
220 x 220	0.670	4512820	378500

3810
RADIATOR VALVE SPANNER

- Spanner for tightening and removing Euro-cone radiator compression fittings with A/F 30 mm cam lock and hex nuts
- Short, flat version with ratchet
- Ratchet facilitates tightening of straight and elbow compression fittings underneath radiators
- Head end socket for 1/2" extension. The extension is used as a handle and also provides higher torque
- Side socket for 1/2" extension for working with the ratchet in front of the radiator
- Socket for no. 3801 combination stepped key 3/4" radiator valve nipples
- DBGM (= German Utility Patent)



381000



381030





Description	kg	Code	No.
Radiator valve spanner no. 381030 with extension 1/2" no. 1990-5	0.390	2233673	381000
Radiator valve spanner 30 mm	0.225	2233665	381030
Extension 1/2" 125 mm	0.188	6143860	1990-5


GEDORE
10mm

BENDING SYSTEMS

HOW DO I FIND THE RIGHT BENDING TOOL
› 615

PIPE BENDING PLIERS NO. 2415
› 618



MANUAL PIPE BENDER - DRAW BENDING OPERATION
› 619



MANUAL BENDING TOOL SETS NO. 243
› 619



MANUAL BENDING TOOL SETS NO. 278
› 620



UNIVERSAL MANUAL PIPE BENDER NO. 276
› 624



MANUAL PIPE BENDER - PUSHING BENDING OPERATION NO. 2456
› 625



PIPE BENDING MACHINES - DRAW BENDING OPERATION
› 627



PIPE BENDING MACHINES - PUSHING BENDING OPERATION NO. 256-261
› 630



PIPE BENDING MACHINES HYDRAULIC
› 633



ECCENTRIC ANGLE BENDERS NO. 280
› 635



TOP QUALITY TO MEET
MAXIMUM REQUIREMENTS

- Use of the most up-to-date machinery and environmentally-friendly production processes
- Everything is based on tightly controlled and selected materials
- Experienced and reliable specialists vouch for precision-like processing
- Stringent quality checks after each production step ensure a constantly high level
- High-grade industrial quality for the toughest forms of continuous use and safety in everyday work



Everything handled down to a tee

- The absence of Chrome 6 in the tools is simply a matter of course for us and has been so for many years.
- Best-possible results are down to the unique manufacturing processes and special treatment for tools



GEDORE Pipe bending systems
Advantages and benefits

Features that make the difference ...

- Durable quality for heavy professional use
- Gentle handling of workpieces
- Suitable for solving problems, a variety of materials and applications
- From simple bending pliers to a electro-hydraulic bending machine for 4" pipes
- Hand-operated, hydraulic and electro-hydraulic
- For the complete range of standard pipe grades

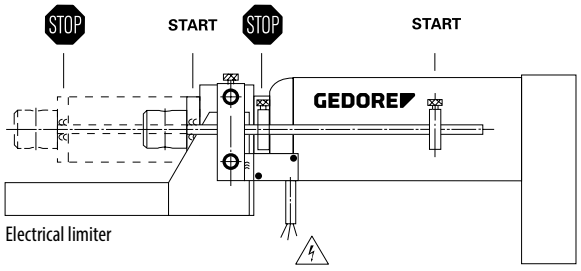

Pipe materials

CU CU-ZN INOX FE AL MT

Solving problems is our strength - Please ask us!

USEFUL INFORMATION

How do I find the right bending tool?

You need to consider the following points when choosing your bending machine:

- Do you want to bend by hand?
- Do you want to use a vice?
- Is the machine to be hydraulically operated?
- Is the machine to be electrically operated, and if so at what voltage?

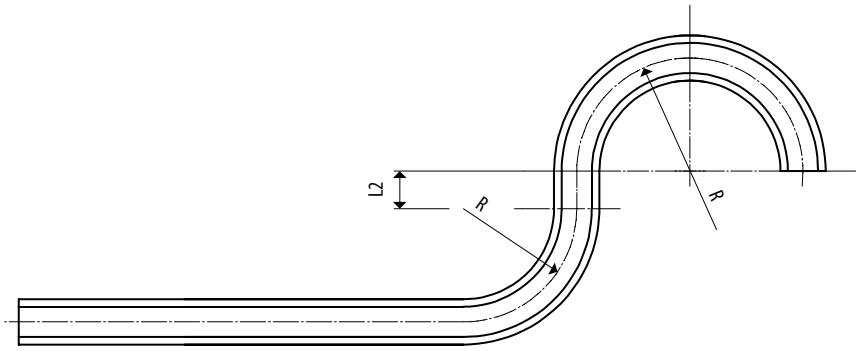

The following points also need to be taken into account; refer to adjacent sketch:

- The shape of the pipe to be bent (round-section, square-section, etc.)
- The outside diameter "D" of the pipe
- The wall thickness "S" of the pipe
- The pipe grade (e.g. steel, stainless steel, NF metals, etc.)
- The required bending angle (e.g. 90°, 180° ... etc.)
- Are bending radii "R" specified? (Example: 3 x D = R - this corresponds to a 25 mm outside diameter pipe with a bending radius of 75 mm)
- Important: the radius is measured to the middle of the tube = neutral area
- Details of the length "L" of the overall pipe
- Are a number of bends to be made in succession? - If so, it is essential to state the distance between the pipe bends, "L2"
- Are there any specifications for the pipe or the finished pipe bends which go beyond the details listed here (e.g. in power-station construction, the food industry or similar)?

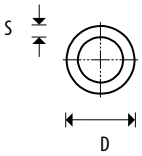

- A more detailed overview of the possible uses of our pipe bending machines and tools is given in the next pages.





APPLICATIONS OF THE GEDORE PIPE BENDER

Size	Nennweite	Outer diameter mm	Wall thickness	No. 241500 max. 90°	No. 2423... max. 90°	No. 243.../1100-243100 max. 180°	No. 245610 / 1100-245680 max. 90°	No. 245611 / 1100-245681 max. 90°	No. 249... max. 90°	No. 250... max. 90°	No. 256... max. 90°	No. 257.../ 258... max. 90°	No. 259.../ 260... max. 90°	No. 261... max. 90°	No. 276... max. 180°	No. 2785.../ 1101-278501 max. 180°	No. 2786.../ 1100-278601 max. 180°	No. 2787... max. 180°	No. 1100-278801 max. 180°
Gas and water pipes EN 10255-M																			
3/8"	DN 10	17,2 mm	2,35 mm						●		●	●	●		●				
1/2"	DN 15	21,3 mm	2,65 mm						●	●	●	●	●		●				
3/4"	DN 20	26,9 mm	2,65 mm						●	●	●	●	●		●				
1"	DN 25	33,7 mm	3,25 mm						●	●	●	●	●	●					
1.1/4"	DN 32	42,4 mm	3,25 mm						●	●	●	●	●	●					
1.1/2"	DN 40	48,3 mm	3,25 mm						●	●		●	●	●					
2"	DN 50	60,3 mm	3,65 mm									●	●	●					
2.1/2"	DN 65	76,1 mm	3,65 mm										●	●					
3"	DN 80	88,9 mm	4,05 mm										●	●					
4"	DN 100	114,3 mm	4,50 mm											●					
Gas and water pipes EN 10255-H																			
3/8"	DN 10	17,2 mm	2,90 mm						●		●	●	●		●				
1/2"	DN 15	21,3 mm	3,25 mm						●	●	●	●	●		●				
3/4"	DN 20	26,9 mm	3,25 mm						●	●	●	●	●		●				
1"	DN 25	33,7 mm	4,05 mm							●	●	●	●	●					
1.1/4"	DN 32	42,4 mm	4,05 mm							●	●	●	●	●					
1.1/2"	DN 40	48,3 mm	4,05 mm							●		●	●	●					
2"	DN 50	60,3 mm	4,50 mm									●	●	●					
2.1/2"	DN 65	76,1 mm	4,50 mm										●	●					
3"	DN 80	88,9 mm	4,85 mm										●	●					
4"	DN 100	114,3 mm	5,40 mm											●					
Distilling pipes EN 10220, metric steel pipes																			
3/8"	DN 10	17,2 mm	≥ 1,80 mm						●										
		20,0 mm	≥ 2,00 mm						●		●	●	●		●				
1/2"	DN 15	21,3 mm	≥ 2,00 mm						●	●	●	●	●						
		22,0 mm	≥ 2,00 mm						●		●	●	●		●				
		25,0 mm	≥ 2,00 mm						●	●	●	●	●	●	●				
3/4"	DN 20	26,9 mm	≥ 2,30 mm						●	●	●	●	●						
		28,0 mm	≥ 2,60 mm						●	●	●	●	●	●	●				
		30,0 mm	≥ 2,60 mm						●	●	●	●	●	●	●				
		32,0 mm	≥ 2,60 mm						●	●	●	●	●	●					
1"	DN 25	33,7 mm	≥ 2,60 mm						●	●	●	●	●	●					
		38,0 mm	≥ 2,60 mm						●	●		●	●	●					
		42,0 mm	≥ 2,60 mm						●	●		●	●	●					
1.1/4"	DN 32	42,4 mm	≥ 2,60 mm						●	●		●	●	●					
		44,5 mm	≥ 2,60 mm									●	●	●					
1.1/2"	DN 40	48,3 mm	≥ 2,60 mm						●	●		●	●	●					
2"	DN 50	60,3 mm	≥ 2,90 mm							●			●	●					
2.1/2"	DN 65	76,1 mm	≥ 2,90 mm										●	●					

depending on size / finish / pipe properties

Size	Nominal size	Outer diameter mm	Wall thickness	No. 241500 max. 90°	No. 2423... max. 90°	No. 243.../1100-243100 max. 180°	No. 245610 / 1100-245680 max. 90°	No. 245611 / 1100-245681 max. 90°	No. 249... max. 90°	No. 250... max. 90°	No. 256... max. 90°	No. 257.../ 258... max. 90°	No. 259.../ 260... max. 90°	No. 261... max. 90°	No. 276... max. 180°	No. 2785.../ 1101-278501 max. 180°	No. 2786.../ 1100-278601 max. 180°	No. 2787... max. 180°	No. 1100-278801 max. 180°
Electrical installation pipes EN 60423																			
M 12		12,0 mm	≥ 1,00 mm						●						●				
M 16		16,0 mm	≥ 1,00 mm						●						●				
M 20		20,0 mm	≥ 1,00 mm						●						●				
M 25		25,0 mm	≥ 1,20 mm						●	●					●				
M 32		32,0 mm	≥ 1,20 mm						●	●					●				
M 40		40,0 mm	≥ 1,20 mm						●	●									
M 50		50,0 mm	≥ 1,20 mm						●	●									
Banister-rail tubes																			
3/8"	DN 10	17,2 mm	≥ 1,75 mm						●										
1/2"	DN 15	21,3 mm	≥ 1,75 mm						●	●									
3/4"	DN 20	26,9 mm	≥ 2,00 mm						●	●									
1"	DN 25	33,7 mm	≥ 2,00 mm						●	●									
1.1/4"	DN 32	42,4 mm	≥ 2,00 mm						●	●									
1.1/2"	DN 40	48,3 mm	≥ 2,00 mm						●	●									
2"	DN 50	60,3 mm	≥ 2,00 mm							●									
Multi-layer composite pipes																			
		12,0 mm	≥ 1,50 mm		●		●	●	●								●		●
		14,0 mm	≥ 2,00 mm				●	●									●		●
		16,0 mm	≥ 2,00 mm				●	●	●								●		●
		18,0 mm	≥ 2,00 mm		●		●	●	●								●		●
		20,0 mm	≥ 2,00 mm				●	●	●		●	●	●					●	●
		26,0 mm	≥ 3,00 mm																
		32,0 mm	≥ 3,00 mm						●	●	●	●	●	●					
		40,0 mm	≥ 3,50 mm						●	●									
		50,0 mm	≥ 4,00 mm						●	●									
Copper pipes EN 1057 half-hard, Outer diameter mm					12, 15, 18, 22				12-22										
Copper pipes EN 1057 soft, Outer diameter mm				4,75-10	10, 12, 15, 18, 22	6-15	10-22	6-22	12-28						8-22				
Sheathed copper pipes, Outer diameter mm					12, 15, 18, 22		12-22	12-22	12-32						12-22				
Thin-walled NF pipes, Outer diameter mm				4,75-10	10, 12, 15, 18, 22	6-15			12-42	25-60,3					8-32				
Hydraulic pipes EN 10305-1, Outer diameter mm				4,75-6	10, 12, 15, 18	6-12	10-18	6-18	12-42	25-60,3	20-32	20-42	20-42	25-42	8-28	3-10	6-18	20-25	6-25
Precision steel pipes EN 10305-3, Outer diameter mm				4,75-6	10, 12, 15, 18	6-12	10-18	6-18	12-50	25-60,3	20-32	20-44,5	20-44,5	25-44,5	8-28	3-10	6-18	20-25	6-25
Stainless steel pipes EN 10088-3, Outer diameter mm					10, 12, 15, 18			6-18	12-50	25-60,3	20-32	20-44,5	20-44,5	25-44,5	8-28	3-10	6-18	20-25	6-25

depending on size / finish / pipe properties

Pipe bending pliers

2415
PIPE BENDING PLIERS

CU CU-ZN FE AL

- Sizes from 4.75 - 10 mm Ø up to 90°
- With 2 reversible bending forms 3/16" - 1/4" Ø (4,75 - 6 mm Ø) and 8 - 10 mm Ø
- For soft copper pipes EN 1057, all non-ferrous metal pipes as well as thin-walled precision steel pipes and brake lines
- Bright nickel-plated, handles PVC coated



∅ mm	∅ inch	⟷ mm ⟷	kg	Code	No.
4,75-10,0	3/16-3/8	260	0.580	1442007	241500

2423
PIPE BENDING PLIERS
with roller and plastic slide rail

CU CU-ZN INOX FE AL

- Sizes from 10 to 22 mm Ø, bends up to 90°
- For bendable steel and stainless steel pipes (up to max. 18 x 1.5 mm) as well as soft (also heat-insulated) and semi-hard copper pipes EN 1057
- Universal use - by exchanging the roller by the plastic slide rail different pipe qualities can be worked
- Enamelled blue



with roller



with bending rail

∅ mm	r = mm	⟷ mm ⟷	kg	Code	No.
10	43	420	1.4	4564890	242310
12	45	420	1.4	4564970	242312
15	60	560	2.1	4565000	242315
18	74	820	2.9	4565190	242318
22	86	820	4.2	4565270	242322

Manual pipe bender - Draw bending operation

1100-2431
MANUAL BENDING TOOL SET
in L-BOXX® 136

CU CU-ZN FE AL

- Sizes from 6 to 15 mm Ø, up to 180°
- For soft copper pipes EN 1057 (also with fixed coating), thin-walled precision steel pipes as well as pipes in non-ferrous metals
- For clamping in a vice or useable as bending pliers
- Power-saving due to free selectable initial bending angle
- Easy bending with reversible ratchet 1/2" in long version
- Enamelled blue
- Delivery in GEDORE L-BOXX® 136 no. 1100 L
- Dimensions: W 442 x D 357 x H 151 mm





Contents	kg	Code	No.
1 bending lever No. 243010 **1 tool holder no. 243070** **1 reversible ratchet 1/2" no. 1993 U-10 L** **5 bending formers 8, 10, 12, 14, 15 mm** **1 pipe cutter Ø 3-35 mm no. 2250 3** **1 GEDORE L-BOXX® 136 no. 1100 L**	7.4	4568450	1100-243100

E 243
PARTS



243010



1993 U-10 L



2250 3



243070

Description	kg	Code	No.
Bending lever	0.980	4566320	243010
Tool holder	0.675	2680203	243070
Reversible ratchet 1/2", long 350 mm	0.696	6154550	1993 U-10 L
Pipe cutter for copper pipes 3-35 mm	0.335	2964031	2250 3

E 243
BENDING FORMER



∅ mm	r = mm	kg	Code	No.
6,0	28	0.260	4566750	243050
8,0	28	0.250	4566830	243051
10,0	35	0.440	4567050	243053
12,0	35	0.410	4567210	243055
15,0	45	0.650	4567640	243058

2785
MANUAL BENDING TOOL SET

INOX FE

- Sizes from 3 to 10 mm up to 180°
- For precision steel pipes EN 10305-3 (DIN 2394), hydraulic pipes EN 10305-1 (DIN 2391), and bendable stainless steel pipes with 0.75 - 1.0 mm wall thicknesses
- With 5 aluminium bending formers for pipes with Ø 3-4, 5, 6, 8 and 10 mm
- For clamping in a vice or useable as bending pliers



Contents	kg	Code	No.
1 basic tool body no. 278570 **1 bending lever no. 278581** **5 aluminium bending formers for pipes with Ø 3-4, 5, 6, 8, 10 mm**	1.2	1589830	278500

1101-2785
MANUAL BENDING TOOL SET
in i-BOXX® 72

INOX FE

- Sizes from 3 to 10 mm up to 180°
- For precision steel pipes EN 10305-3 (DIN 2394), hydraulic pipes EN 10305-1 (DIN 2391), and bendable stainless steel pipes with 0.75 - 1.0 mm wall thicknesses
- With 5 aluminium bending formers for pipes with Ø 3-4, 5, 6, 8 and 10 mm
- For clamping in a vice or useable as bending pliers
- With pipe cutter no. 231011 and pipe deburring reamer no. 232501
- Delivery in GEDORE i-BOXX® 72 no. 1101 L
- Dimensions: W 367 x D 316 x H 72 mm



1101-278501



Contents	kg	Code	No.
1 basic tool body no. 278570 **1 bending lever no. 278581** **5 aluminium bending formers for pipes with Ø 3-4, 5, 6, 8, 10 mm** **1 miniature pipe cutter Ø 4-16 mm no. 231000** **1 pipe deburring reamer Ø 8-35 no. 232501** **1 GEDORE i-BOXX® 72 no. 1101 L**	2.4	1589849	1101-278501

E 2785
PARTS



278581



231011



278570



232501

Description	kg	Code	No.
Basic tool body size 0	0.640	2293625	278570
Bending lever size 0	0.380	2293641	278581
Miniature pipe cutter MINI-QUICK niro	0.125	4554070	231011
Pipe deburring reamer 8-35 mm	0.180	1857681	232501

E 2785
BENDING FORMER

- From high-quality aluminium



∅ mm	r = mm	Bore mm	kg	Code	No.
3-4	14	16	0.020	1576798	278504
5	16	16	0.025	2963361	278505
6	16	16	0.025	1576801	278506
8	24	16	0.055	1576828	278508
10	29	16	0.085	1576836	278510

2786
MANUAL BENDING TOOL SET

INOX FE MT

- Sizes from 6 to 18 mm up to 180°
- For precision steel pipes EN 10305-3 (DIN 2394), hydraulic pipes EN 10305-1 (DIN 2391) with 1.0 - 2.0 mm wall thicknesses, composite pipes up to 16 mm as well as bendable stainless steel pipes with 1.0 - 1.5 mm wall thicknesses
- With 8 bending formers for pipes with Ø 6, 8, 10, 12, 14, 15, 16, 18 mm
- For clamping in a vice or in combination with tripod no. 268500 for stationary use





Vice not included

Contents	kg	Code	No.
1 basic tool body no. 278670 **1 bending lever no. 278681** **8 aluminium bending formers for pipes with Ø 6-8, 10-12, 14, 15, 16, 18 mm**	5.3	1589857	278600

1100-2786
MANUAL BENDING TOOL SET
in L-BOXX® 136

INOX FE MT

- Sizes from 6 to 18 mm up to 180°
- For precision steel pipes EN 10305-3 (DIN 2394), hydraulic pipes EN 10305-1 (DIN 2391) with 1.0 - 2.0 mm wall thicknesses, composite pipes up to 16 mm as well as bendable stainless steel pipes with 1.0 - 1.5 mm wall thicknesses
- With 8 bending formers for pipes with Ø 6, 8, 10, 12, 14, 15, 16, 18 mm
- For clamping in a vice or in combination with tripod no. 268500 for stationary use
- With pipe cutter no. 2180 3
- Delivery in GEDORE L-BOXX® 136 no. 1100 L
- Dimensions: W 442 x D 357 x H 151 mm





Contents	kg	Code	No.
1 basic tool body no. 278670 **1 bending lever pluggable no. 278680** **8 aluminium bending formers for pipes with Ø 6-8, 10-12, 14, 15, 16, 18 mm** **1 pipe cutter Ø 3-35 mm no. 2180 3** **1 pin punch 3 mm** **1 GEDORE L-BOXX® 136 no. 1100 L**	8.3	1611526	1100-278601

1100-2788
MANUAL BENDING TOOL SET
in L-BOXX® 136

INOX FE MT

- Sizes from 3 to 10 mm up to 180°
- For precision steel pipes EN 10305-3 (DIN 2394), hydraulic pipes EN 10305-1 (DIN 2391) with 0.75 - 2.0 mm wall thicknesses, composite pipes up to 16 mm as well as bendable stainless steel pipes with 1.0 - 1.5 mm wall thicknesses
- With 10 aluminium bending formers for pipes with Ø 3-4, 5, 6, 8, 10, 12, 14, 15, 16 and 18 mm
- For clamping in a vice
- Can be used as bending pliers up to size 10 mm
- As from sizes 12 mm also for stationary use with tripod no. 268500
- With pipe cutter no. 2180 3
- Delivery in GEDORE L-BOXX® 136 no. 1100 L
- Dimensions: W 442 x D 357 x H 151 mm





Contents	kg	Code	No.
1 basic tool body no. 278570 **1 bending lever no. 278581** **10 aluminium bending formers for pipes with Ø 3-4, 5, 6, 8, 10, 12, 14, 15, 16, 18 mm** **1 pipe cutter Ø 3-35 mm no. 2180 3** **1 pin punch 3 mm** **1 GEDORE L-BOXX® 136 no. 1100 L**	8.7	2963515	1100-278801

E 2786
PARTS



278670 + 278681



268500



2180 3



119-3

Description	kg	Code	No.
Basic tool body size 1	1.2	1677209	278670
Bending lever size 1	2.3	2293692	278681
Bending lever size 1 pluggable	1.9	1626043	278680
Tripod	21.2	2681072	268500
Pipe cutter for stainless steel pipes 3-35 mm	0.3	2964066	2180 3
Pin punch 3 mm	0.1	8758800	119-3

E 2786
BENDING FORMER

- From high-quality aluminium



∅ mm	r = mm	Bore mm	kg	Code	No.
6	32	30	0.200	2963442	278606
8	32	30	0.200	1576844	278608
10	36	30	0.220	2963450	278610
12	36	30	0.220	1576852	278612
14	36	30	0.200	1576879	278614
15	43	30	0.320	1576887	278615
16	43	30	0.320	1576895	278616
18	50	30	0.450	1576909	278618

2787
MANUAL BENDING TOOL SET

INOX FE MT

- Sizes from 20 to 25 mm up to 180°
- For precision steel pipes EN 10305-3 (DIN 2394), hydraulic pipes EN 10305-1 (DIN 2391) with 1.5 - 2.5 mm wall thicknesses, composite pipes up to 25 mm as well as bendable stainless steel pipes with 1.5 - 2.0 mm wall thicknesses
- For clamping in a vice
- With 3 aluminium bending formers for pipes with Ø 20, 22, 25 mm
- Enamelled blue, with black plastic handles



Vice not included

Contents	kg	Code	No.
1 basic tool body no. 278770 **1 bending lever no. 278781** **3 aluminium bending formers for pipes with Ø 20, 22, 25 mm**	13.0	1589865	278700

E 2787
PARTS



278770 + 278781



268500

Description	kg	Code	No.
Basic tool body size 2	4.1	2293706	278770
Bending lever size 2	3.0	2293722	278781
Tripod	21.2	2681072	268500

E 2787
BENDING FORMER

- From high-quality aluminium



∅ mm	r = mm	Bore mm	kg	Code	No.
20	85	42	2.0	1576917	278720
22	85	42	2.0	1576925	278722
25	85	42	2.0	1576933	278725

276
UNIVERSAL PIPE BENDER

CU CU-ZN INOX FE AL MT

- Sizes from 8 to 32 mm Ø and 3/8 to 3/4" up to 180°
- For semi-hard and soft copper pipes EN 1057 up to 22 mm Ø, stainless steel pipes EN 10088-3 (DIN 17 440) up to 28 x 1.5 mm, hydraulic pipes EN 10305-1 (DIN 2391) and precision steel pipes EN 10305-3 (DIN 2394) up to 28 mm, electrical installation pipes EN 60423 up to M 32, composite pipes up to 32 mm, non-ferrous metal pipes and insulated pipes as well as gas and water pipes EN 10255 (DIN 2440/2441) up to 3/4“
- For use in a vice or installation on the workbench
- Set up for connecting to a length and angle stop as well as bending lever extension possible (not included)
- Enamelled blue



276000



268500



276001



280130

Description	kg	Code	No.
Basic equipment with bending lever extension no. 268230, without bending tools	16.7	4600010	276000
Angled stop	1.8	4600280	276001
Length stop	0.7	4606210	280130
Tripod, height 990 mm	21.2	2681072	268500

E 276
BENDING TOOLS

- No. 276508-276532: Bending former with aluminium slide rail for metric pipes
- No. 276103-276107: Bending former for gas and water pipes EN 10255 (DIN 2440/2441), use with pressure roller no. 276003 (3/8-3/4")



2765



2761



276003

Description	∅ mm	Size	r = mm	Electrical installation ducts EN 60423	kg	Code	No.
Bending former with slide rail 8 mm	8,0		40		1.4	4601090	276508
Bending former with slide rail 10 mm	10,0		40		1.4	4601170	276510
Bending former with slide rail 12 mm	12,0		40		1.4	4601250	276512
Bending former with slide rail 14 mm	14,0		50		1.9	4601330	276514
Bending former with slide rail 15 mm	15,0		50		1.8	4601410	276515
Bending former with slide rail 16 mm	16,0		68		4.7	4601680	276516
Bending former 3/8"	17,2	3/8	50		1.6	4600600	276103
Bending former with slide rail 18 mm	18,0		68		4.7	4601760	276518
Bending former with slide rail 20 mm	20,0		68		4.6	4601920	276520
Bending former 1/2"	21,3	1/2	68		2.4	4600790	276105
Bending former with slide rail 22 mm	22,0		81		6.5	4602060	276522
Bending former with slide rail 25 mm	25,0		105	M25	4.7	4602140	276525
Bending former 3/4"	26,9	3/4	80		5.8	4600870	276107
Bending former with slide rail 28 mm	28,0		126		5.4	4602300	276528
Bending former with slide rail 30 mm	30,0		153		7.0	4602490	276530
Bending former with slide rail 32 mm	32,0		153	M32	7.0	4602570	276532
Pressure roller		3/8-3/4			0.5	4600360	276003

Manual pipe bender - Pushing bending operation

2456
BENDING TOOL SET

hydraulic

CU FE MT

- Sizes from 10 to 22 mm Ø up to 90°
- For soft copper pipes EN 1057 up to 22 mm (also heat-insulated), composite pipes up to 20 mm as well as precision steel pipes EN 10305-3 (DIN 2394) up to 18 x 1.5 mm
- With 7 bending formers for pipes 'with Ø 10, 12, 14, 15, 18, 20 and 22 mm and corresponding counter-supports
- Hydraulic drive without great effort
- Delivery in plastic case no. 245590



Contents	kg	Code	No.
1 base unit, hydraulic no. 245670 **7 bending tools for pipes with Ø 10, 12, 14, 15, 18, 20, 22 mm** **1 plastic case no. 245590**	6.2	4635230	245610

1100-2456
BENDING TOOL SET

hydraulic, in L-BOXX® 136

CU FE MT

- Sizes from 10 to 22 mm Ø up to 90°
- For soft copper pipes EN 1057 up to 22 mm (also heat-insulated), composite pipes up to 20 mm as well as precision steel pipes EN 10305-3 (DIN 2394) up to 18 x 1.5 mm
- With 7 bending formers for pipes with Ø 10, 12, 14, 15, 18, 20 and 22 mm and corresponding counter-supports
- Hydraulic drive without great effort
- With pipe cutter no. 2250 3
- Delivery in GEDORE L-BOXX® 136 no. 1100 L
- Dimensions: W 442 x D 357 x H 151 mm





Contents	kg	Code	No.
1 base unit, hydraulic no. 245670 **7 aluminium bending formers for pipes with Ø 10, 12, 14, 15, 18, 20, 22 mm** **3 counter-supports reinforced Ø 6-12, 14-17, 18-22 mm** **1 pipe cutter Ø 3-35 mm no. 2250 3** **1 GEDORE L-BOXX® 136 no. 1100 L**	6.9	2963531	1100-245680

2456
BENDING TOOL SET

hydraulic, heavy-duty

CU INOX FE MT

- Sizes from 6 to 22 mm Ø up to 90°
- For soft copper pipes EN 1057 up to 22 mm (also heat-insulated), composite pipes up to 20 mm, precision steel pipes EN 10305-3 (DIN 2394) up to 18 x 2 mm, as well as annealed stainless steel pipes up to 18 x 1.2 mm
- With 10 bending formers for pipes with Ø 6, 8, 10, 12, 14, 15, 16, 18, 20 and 22 mm and corresponding counter-supports
- Hydraulic drive without great effort
- In plastic case no. 245690



Contents	kg	Code	No.
1 base unit, hydraulic no. 245670 **10 bending tools for pipes with Ø 6, 8, 10, 12, 14, 15, 16, 18, 20, 22 mm** **1 plastic case no. 245690**	7.5	1585495	245611

1100-2456
BENDING TOOL SET

CU INOX FE MT

hydraulic, heavy-duty, in L-BOXX® 136

- Sizes from 6 to 22 mm Ø up to 90°
- For soft copper pipes EN 1057 up to 22 mm (also heat-insulated), composite pipes up to 20 mm, precision steel pipes EN 10305-3 (DIN 2394) up to 18 x 2 mm, as well as annealed stainless steel pipes up to 18 x 1.2 mm
- With 10 bending formers for pipes with Ø 6, 8, 10, 12, 14, 15, 16, 18, 20 and 22 mm and corresponding counter-supports
- Hydraulic drive without great effort
- With pipe cutter no. 2180 3
- Delivery in GEDORE L-BOXX® 136 no. 1100 L
- Dimensions: W 442 x D 357 x H 151 mm





Contents	kg	Code	No.
1 base unit, hydraulic no. 245670 **10 aluminium bending formers** **for pipes with Ø 6, 8, 10, 12, 14, 15, 16, 18, 20, 22 mm** **1 counter-support Ø 6-12 mm** **2 counter-supports reinforced Ø 14-17, 18-22 mm** **1 pipe cutter Ø 3-35 mm no. 2180 3** **1 GEDORE L-BOXX® 136 no. 1100 L**	8.2	2963558	1100-245681

E 2456
PARTS



245670



2180 3



2250 3

Description	kg	Code	No.
Basic unit, hydraulic	2.350	4635310	245670
Pipe cutter for copper pipes 3-35 mm	0.335	2964031	2250 3
Pipe cutter for stainless steel pipes 3-35 mm	0.335	2964066	2180 3

E 2457 - E 2458
BENDING TOOLS

- The counter-support no. 245710-245731 are needed
- For metric pipes



245806-245822



245710-245731

Description	∅ mm	r = mm	kg	Code	No.
Cast aluminium bending former 6 mm	6	31	0.100	4635900	245806
Cast aluminium bending former 8 mm	8	31	0.100	4636040	245808
Cast aluminium bending former 10 mm	10	31	0.100	4636120	245810
Cast aluminium bending former 12 mm	12	34	0.110	4636200	245812
Cast aluminium bending former 14 mm	14	41	0.120	4636390	245814
Cast aluminium bending former 15 mm	15	48	0.140	4636470	245815
Cast aluminium bending former 16 mm	16	49	0.150	4636550	245816
Cast aluminium bending former 18 mm	18	72	0.190	4636710	245818
Cast aluminium bending former 20 mm	20	80	0.200	4636980	245820
Cast aluminium bending former 22 mm	22	88	0.200	4637010	245822
Counter-support 6-12 mm	6-12		0.380	4635580	245710
Counter-support 14-17 mm	14-17		0.460	4635660	245720
Counter-support 14-17 mm reinforced	14-17		0.380	1585509	245721
Counter-support 18-22 mm	18-22		0.460	4635740	245730
Counter-support 18-22 mm reinforced	18-22		0.480	1585517	245731

Pipe bending machines - Draw bending operation

249
PIPE BENDING MACHINE
manual-hydraulic

CU CU-ZN INOX FE AL MT



- Sizes from 12 to 50 mm Ø and 3/8" to 1.1/2" up to 90°
- For copper pipes EN 1057, precision steel pipes EN 10305-3 (DIN 2394) and hydraulic pipes EN 10305-1 (DIN 2391), stainless steel pipes EN 10088-3 (DIN 17 440) up to 42 mm,uncoated pipes and pipes with fixed coating, composite pipes as well as electrical installation pipes EN 60423
- Pressure 100 kN
- On pivotable tripod
- Delivery in wooden assembly case

Bending tools for further pipe types and sizes available on request

Contents	kg	Code	No.
1 pump manual-hydraulic no. 254200 1 base unit with pivotable tripod no. 249310 without bending tools	76.0	4580150	249000

249
PIPE BENDING MACHINE
electro-hydraulic

CU CU-ZN INOX FE AL MT



- Sizes from 12 to 50 mm Ø and 3/8" to 1.1/2" up to 90°
- For copper pipes EN 1057, precision steel pipes EN 10305-3 (DIN 2394) and hydraulic pipes EN 10305-1 (DIN 2391), stainless steel pipes EN 10088-3 (DIN 17 440) up to 42 mm, uncoated pipes and pipes with fixed coating, composite pipes as well as electrical installation pipes EN 60423
- Electrical limiter for continuous pre-setting and repetition in the production of pipe bends
- Pressure 100 kN
- On pivotable tripod
- Delivery in wooden assembly case

Bending tools for further pipe types and sizes available on request

Electrical limiter

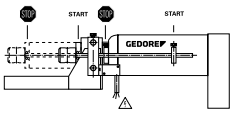

Contents	kg	Code	No.
1 pump electro-hydraulic 380-415 V 50/60 Hz no. 254601 1 base unit with pivotable tripod no. 249311 without bending tools	111.0	4580230	249001
1 pump electro-hydraulic 230 V 50/60 Hz no. 254651 1 base unit with pivotable tripod no. 249311 without bending tools	111.0	1547593	249002

254





›633

E 249
BENDING TOOLS

- Consisting of bending former, pipe holder and aluminium slide rail
- Bending formers, pipe holders and steel bending rails are available on request for shaping stainless steel pipes - chemically nickel plated
- Special sizes available on request





∅ mm	Size	Electrical installation ducts EN 60423	Precision steel pipes EN 10305-3	Cu pipes EN 1057	r = mm	Code	No.
12,0		M12	12	12	85	1527339	249812
12,7					100	2125242	249605
15,0			15	15	85	4640660	249815
15,88					100	2125250	249606
16,0		M16	16		85	4654290	249816
17,2	3/8				85	1742655	249503
18,0			18	18	85	4654370	249818
19,05					100	2125269	249607
20,0			20		85	4654530	249820
21,3	1/2				100	1639935	249505
22,0			22	22	85	4654610	249822
22,22					150	2125277	249608
25,0			25		85	4582520	249825
25,0		M25	25		100	1546120	249025
25,4					200	2125293	249610
26,9	3/4				100	1422820	249507
28,0			28		85	4582600	249828
28,0			28		100	4580310	249028
30,0			30		85	4582790	249830
30,0			30		100	4580580	249030
31,75					200	2125315	249612
32,0		M32	32		150	1546147	249132
33,7	1				150	1276190	249510
35,0			35		150	4580900	249135
38,0			38		150	4581120	249138
40,0		M40	40		200	1546163	249240
42,0			42		200	1561944	249242
42,4	1.1/4				150	1549561	249512
48,3	1.1/2				200	1232401	249515
50,0		M50	50		200	4581710	249250

250
PIPE BENDING MACHINE
manual-hydraulic

CU CU-ZN INOX FE AL MT

- Sizes from 25 to 54 mm Ø and 1/2" to 2" up to 180°
- Especially suitable for thornless bending of thin-walled stainless steel pipes EN 10088-3 (DIN 17 440) over 0.8 mm wall thickness
- Also for copper pipes EN 1057, precision steel pipes EN 10305-3 (DIN 2394) and hydraulic pipes EN 10305-1 (DIN 2391), NF pipes, uncoated pipes as well as electrical installation pipes EN 60423
- Pressure 160 kN
- On pivotable tripod
- Delivery in wooden assembly case

Bending tools for further pipe types and sizes available on request



Contents	kg	Code	No.
1 pump manual-hydraulic no. 254300 **1 base unit no. 250010** **1 pivotable tripod no. 268001** **without bending tools**	155.0	4583760	250000

250
PIPE BENDING MACHINE

electro-hydraulic

CU CU-ZN INOX FE AL MT



- Sizes from 25 to 54 mm Ø and 1/2" to 2" up to 180°
- Especially suitable for thornless bending of thin-walled stainless steel pipes EN 10088-3 (DIN 17 440) over 0.8 mm wall thickness
- Also for copper pipes EN 1057, precision steel pipes EN 10305-3 (DIN 2394) and hydraulic pipes EN 10305-1 (DIN 2391), NF pipes, uncoated pipes as well as electrical installation pipes EN 60423
- Electrical limiter for continuous pre-setting and repetition in the production of pipe bends
- Pressure 160 kN
- On pivotable tripod
- Delivery in wooden assembly case

Bending tools for further pipe types and sizes available on request

Contents	kg	Code	No.
1 pump electro-hydraulic 380-415 V 50/60 Hz no. 254701 1 base unit no. 250010 1 pivotable tripod no. 268001 without bending tools	175.0	4583840	250001
1 pump electro-hydraulic 230 V 50/60 Hz no. 254751 1 base unit no. 250010 1 pivotable tripod no. 268001 without bending tools	175.0	1380133	250002

E 250
BENDING SETS



- Consisting of bending former with aluminium slide rail and pipe holder
- Bending formers, pipe holders and steel bending rails are available on request for shaping stainless steel pipes - chemically nickel plated
- Special sizes available on request

∅ mm	Size	Electrical installation ducts EN 60423	Precision steel pipes EN 10305-3	r = mm	kg	Code	No.
12,7				100	3.900	2125242	249605
15,88				100	3.900	2125250	249606
19,05				100	3.900	2125269	249607
21,3	1/2			100	4.000	1639935	249505
22,22				150	7.500	2125277	249608
25,0		M25	25	100	3.940	1546120	249025
25,4				200	12.900	2125293	249610
26,9	3/4			100	6.500	1422820	249507
28,0			28	100	3.520	4580310	249028
30,0			30	100	3.740	4580580	249030
30,0			30	150	13.000	1679155	250330
31,75				200	12.900	2125315	249612
32,0		M32	32	150	7.500	1546147	249132
33,7	1			150	7.500	1276190	249510
35,0			35	150	7.280	4580900	249135
38,0			38	150	7.080	4581120	249138
38,1				250	21.000	2125161	250615
40,0		M40	40	200	12.920	1546163	249240
42,0			42	200	13.400	1561944	249242
42,4	1.1/4			150	7.500	1549561	249512
42,4	1.1/4		1.1/4	200	15.000	4655340	250312
44,44				300	31.000	2125188	250617
48,3	1.1/2			200	14.500	1232401	249515
48,3	1.1/2		1.1/2	250	21.000	4655420	250315
50,0		M50	50	200	13.120	4581710	249250
50,8				300	31.000	2125226	250620
52,0			52	350	41.000	4640900	250352
54,0			54	250	21.000	2001152	250354
60,3	2			250	21.000	1148001	250520
60,3	2		2	400	55.000	4655500	250320

Pipe bending machines - Pushing bending operation

MAX. BENDING CAPACITIES PIPE BENDING MACHINES 256-261

Pipe bending machine No.	Gas and water pipes EN 10255 (DIN 2440/2441)	Distilling pipes EN 10220 (DIN 2448)		Metric tubes *)
	up to 90°	up to 90°		up to 90°
	Size	Size	∅ mm	∅ mm
256	3/8 - 1.1/4"	1/2 - 1"	20 - 32	20 - 32
257 - 258	3/8 - 2"	1/2 - 1.1/2"	20 - 44,5	20 - 44,5
259 - 260	3/8 - 3"	1/2 - 2.1/2"	20 - 44,5	20 - 44,5
261	1 - 4"	1 - 2.1/2"	25 - 44,5	25 - 44,5

*) Specifications under reserve - as these are dependent on the respective wall thickness

256
PIPE BENDING MACHINE 3/8" - 1.1/4"

INOX FE

- For gas and water pipes EN 10255 (DIN 2440/2441) up to max. 90°
- With open bending frame
- Pressure 60 kN
- Delivery in assembly case

Available in various designs:

- - manually or electro-hydraulically operated
- - as the basic tool without bending former or as a set with bending former no. 263103-112

Optional bending tools under no. 263 - 264 available for:

- - Distilling pipes EN 10220 (DIN 2448) from 1/2 to 1" or 20 to 32 mm
- - Metric pipes from 20 to 32 mm

Bending tools for further pipe types and sizes and for stainless steel pipes on request


C


D

included in delivery	Ill.	kg	Code	No.
manual-hydraulic, open bending frame, without bending formers	C	47.0	4586860	256000
manual-hydraulic, open bending frame, with 5 bending formers no. 263103-112	C	56.0	4586940	256100
electro-hydraulic 380-415 V 50/60 Hz, open bending frame, without bending formers	D	73.0	4587080	256500
electro-hydraulic 380-415 V 50/60 Hz, open bending frame, with 5 bending formers no. 263103-112	D	82.0	4587160	256510
electro-hydraulic 230 V 50/60 Hz, open bending frame, without bending formers	D	73.0	4587240	256600
electro-hydraulic 230 V 50/60 Hz, open bending frame, with 5 bending formers no. 263103-112	D	82.0	4587320	256610

257 - 258
PIPE BENDING MACHINE 3/8" - 2"

INOX FE


A

- For gas and water pipes EN 10255 (DIN 2440/2441) up to max. 90°
- Pressure 100 kN
- Delivery in assembly case

Available in various designs:

- - manually or electro-hydraulically operated
- - with open or fold-open bending frame
- - as the basic tool without bending former or as a set with bending former no. 263103-120

Optional bending tools under no. 263 - 264 available for:

- - Distilling pipes EN 10220 (DIN 2448) from 1/2 to 1.1/2" or 20 to 44.5 mm
- - Metric pipes from 20 to 44.5 mm

Bending tools for further pipe types and sizes and for stainless steel pipes on request

MODEL 257:
FOLD-OPEN BENDING FRAME FOR MOBILE USE
MODEL 258:
OPEN BENDING FRAME FOR QUICK AND EFFICIENT WORKING


B


C


D

included in delivery	Ill.	kg	Code	No.
manual-hydraulic, fold-open bending frame, without bending formers	A	54.0	4587400	257000
manual-hydraulic, fold-open bending frame, with 7 bending formers no. 263103-120	A	75.0	4587590	257100
electro-hydraulic 380-415 V 50/60 Hz, fold-open bending frame, without bending formers	B	78.0	4587670	257500
electro-hydraulic 380-415 V 50/60 Hz, fold-open bending frame, with 7 bending formers no. 263103-120	B	99.0	4587750	257510
electro-hydraulic 230 V 50/60 Hz, fold-open bending frame, without bending formers	B	78.0	4587830	257600
electro-hydraulic 230 V 50/60 Hz, fold-open bending frame, with 7 bending formers no. 263103-120	B	99.0	4587910	257610
manual-hydraulic, open bending frame, without bending formers	C	73.0	4588050	258000
manual-hydraulic, open bending frame, with 7 bending formers no. 263103-120	C	95.0	4588130	258100
electro-hydraulic 380-415 V 50/60 Hz, open bending frame, without bending formers	D	98.0	4588210	258500
electro-hydraulic 380-415 V 50/60 Hz, open bending frame, with 7 bending formers no. 263103-120	D	119.0	4588480	258510
electro-hydraulic 230 V 50/60 Hz, open bending frame, without bending formers	D	98.0	4588560	258600
electro-hydraulic 230 V 50/60 Hz, open bending frame, with 7 bending formers no. 263103-120	D	119.0	4588640	258610

259 - 260
PIPE BENDING MACHINE 3/8" - 3"

INOX FE

- For gas and water pipes EN 10255 (DIN 2440/2441) up to max. 90°
- Pressure 160 kN
- Delivery in assembly case

Available in various designs:

- - manually or electro-hydraulically operated
- - with open or fold-open bending frame
- - as the basic tool without bending former or as a set with bending former no. 263103-130

Optional bending tools under no. 263 - 264 available for:

- - Distilling pipes EN 10220 (DIN 2448) from 1/2 to 2.1/2" or 20 to 44.5 mm
- - Metric pipes from 20 to 44.5 mm

Bending tools for further pipe types and sizes and for stainless steel pipes on request


A

MODEL 259:
FOLD-OPEN BENDING FRAME FOR MOBILE USE
MODEL 260:
OPEN BENDING FRAME FOR STATIONARY USE AND QUICK AND EFFICIENT WORKING


B


C


D

included in delivery	Ill.	kg	Code	No.
manual-hydraulic, fold-open bending frame, without bending formers	A	98.0	4588720	259000
manual-hydraulic, fold-open bending frame, with 9 bending formers no. 263103-130	A	173.0	4588800	259100
electro-hydraulic 380-415 V 50/60 Hz, fold-open bending frame, without bending formers	B	123.0	4588990	259500
electro-hydraulic 380-415 V 50/60 Hz, fold-open bending frame, with 9 bending formers no. 263103-130	B	198.0	4589020	259510
electro-hydraulic 230 V 50/60 Hz, fold-open bending frame, without bending formers	B	123.0	4589100	259600
electro-hydraulic 230 V 50/60 Hz, fold-open bending frame, with 9 bending formers no. 263103-130	B	198.0	4589290	259610
manual-hydraulic, open bending frame, without bending formers	C	120.0	4589370	260000
manual-hydraulic, open bending frame, with 9 bending formers no. 263103-130	C	207.0	4589450	260100
electro-hydraulic 380-415 V 50/60 Hz, open bending frame, without bending formers	D	155.0	4589530	260500
electro-hydraulic 380-415 V 50/60 Hz, open bending frame, with 9 bending formers no. 263103-130	D	242.0	4589610	260510
electro-hydraulic 230 V 50/60 Hz, open bending frame, without bending formers	D	155.0	4589880	260600
electro-hydraulic 230 V 50/60 Hz, open bending frame, with 9 bending formers no. 263103-130	D	242.0	4589960	260610

261
PIPE BENDING MACHINE 1" - 4"

INOX FE

- For gas and water pipes EN 10255 (DIN 2440/2441) up to max. 90°
- With fold-open bending frame
- Pressure 200 kN
- Delivery in wooden assembly case

Available in various designs:

- - manually or electro-hydraulically operated
- - as the basic tool without bending former or as a set with bending former no. 263113-130, 263040

Optional bending tools under no. 263 - 264 available for:

- - Distilling pipes EN 10220 (DIN 2448) from 1" to 2.1/2" or 25 to 44.5 mm
- - Metric pipes from 25 to 44.5 mm

Bending tools for further pipe types and sizes and for stainless steel pipes on request


B

included in delivery	Ill.	kg	Code	No.
manual-hydraulic, fold-open bending frame, without bending formers	A	311.0	4590030	261000
manual-hydraulic, fold-open bending frame, with bending formers no. 263110-130, 263040	A	480.0	4644060	261100
electro-hydraulic 380-415 V 50/60 Hz, fold-open bending frame, without bending formers	B	330.0	4590110	261500
electro-hydraulic 380-415 V 50/60 Hz, fold-open bending frame, with bending formers no. 263110-130, 263040	B	499.0	4644140	261510


A

268
INSTALLATION TRIPOD, PIVOTABLE

- Available in 2 sizes
- For GEDORE pipe bender no. 256-260 (standard equipment for benders no. 249 and 250)
- Enamelled blue

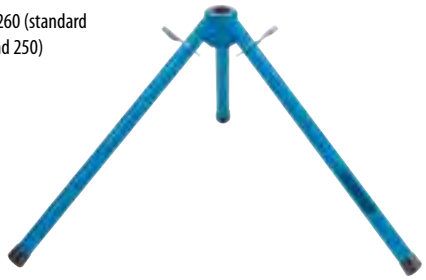

Height	Use	kg	Code	No.
480	for manual-hydraulic benders no. 256, 257, 258	6.2	4599760	268000
680	for manual-hydraulic benders no.259, 260 and all electric-hydraulic benders	17.4	4599840	268001

254
EXTENSION CABLE

- For electro-hydraulic pumps 1.1/4", 2", 3" and 4"
- Heavy rubber hose
- Can be used in dry and damp rooms
- For high mechanical loads, including construction sites


254983


254985

Description	Connection voltage V	kg	Code	No.
CEE extension cable 10 m	380-415	3.1	4694160	254983
Safety extension cable 10 m	230	1.6	4694320	254985

269
HYDRAULIC OIL
1 litre

- For re-filling all GEDORE hydraulic pumps
- For filling the volume stated in the table is required



Litre	for pumps	use in machine no.	required volume litre	kg	Code	No.
1	2541, 2545	256	0,90	0.880	4599920	269000
	2542, 2546	249, 257, 258	1,25			
	2543, 2547	250, 259, 260	1,90			
	2544, 2548	261	3,50			

2631
GREY CAST IRON BENDING FORMER UP TO 90°

FE

- For gas and water pipes EN 10255-M (DIN 2440)
- Enamelled black



Use in machine No.	Size	∅ mm	r = mm	Bore mm	kg	Code	No.
256-260	3/8	17,2	45	35,5	0.9	4539000	263103
256-260	1/2	21,3	50	35,5	1.3	4539190	263105
256-260	3/4	26,9	75	35,5	2.2	4539270	263107
256-261	1	33,7	100	35,5	2.3	4590460	263110
256-261	1.1/4	42,4	115	35,5	2.4	4590540	263112
257-261	1.1/2	48,3	150	35,5	5.3	4539350	263115
257-261	2	60,3	200	35,5	6.7	4539430	263120
259-261	2.1/2	76,1	320	35,5	21.2	4590620	263125
259-261	3	88,9	380	35,5	30.4	4590700	263130

2630
STEEL BENDING FORMER UP TO 90°

FE

› For gas and water pipes EN 10255 (DIN 2440/2441)
› For surface-protective bending
› Phosphated



Use in machine No.	Size	∅ mm	r = mm	Bore mm	kg	Code	No.
256-260	1/2	21,3	50	35,5	1.3	4655850	263005
256-260	3/4	26,9	75	35,5	2.2	4655930	263007
256-261	1	33,7	100	35,5	2.3	4656070	263010
256-261	1.1/4	42,4	126	35,5	5.8	4656150	263012
257-261	1.1/2	48,3	145	35,5	5.3	4656230	263015
257-261	2	60,3	200	35,5	11.2	4656310	263020
259-261	2.1/2	76,1	320	35,5	21.2	4656580	263025
259-261	3	88,9	380	35,5	44.5	4656660	263030
261	4	114,3	600	35,5	98.0	4644300	263040

2640
STEEL BENDING FORMER UP TO 90°

INOX FE

› For standard-walled distilling pipes EN 10220 (DIN 2448) and metric pipes
› Phosphated

Bending tools for further pipe types and sizes and for stainless steel pipes on request



Use in machine No.	Size	∅ mm	r = mm	Bore mm	kg	Code	No.
256-260		20,0	90	35,5	3.4	4593130	264020
256-260	1/2	21,3	75	35,5	2.5	4595340	264005
256-260		22,0	90	35,5	3.2	4593210	264022
256-261		25,0	115	35,5	3.6	4595770	264025
256-260	3/4	26,9	90	35,5	3.5	4595420	264007
256-261		28,0	130	35,5	5.4	2910438	264028
256-261		30,0	140	35,5	6.7	4595850	264030
256-261		32,0	140	35,5	6.6	4595930	264032
256-261	1	33,7	130	35,5	5.4	4595500	264010
257-261		38,0	170	35,5	8.2	4596070	264038
257-261		42,0	190	35,5	10.7	2910446	264042
257-261	1.1/4	42,4	180	35,5	10.2	4595690	264012
257-261		44,5	190	35,5	10.7	4596150	264044
257-261	1.1/2	48,3	220	35,5	11.8	4596230	264048
259-261	2	60,3	270	35,5	21.3	4596660	264060
259-261	2.1/2	76,1	420	35,5	49.3	4596900	264076

Eccentric angle benders

MAX. BENDING CAPACITIES ANGLE BENDERS NO. 280

	70 mm working height		100 mm working height		120 mm working height	
	cold mm	hot mm	cold mm	hot mm	cold mm	hot mm
Flat steel EN 10058 (DIN 1017) (material strength 370 N/mm²)	70 x 6 (70 x 10)* (50 x 15)* (30 x 20)*	70 x 10 (70 x 20)* (50 x 25)*	100 x 10 80 x 12 50 x 15 30 x 20	100 x 20 80 x 25	120 x 8 100 x 10 80 x 12 50 x 15 30 x 20	120 x 20 80 x 25
Square steel stock EN 10059 (DIN 1014) (material strength 370 N/mm²)	6 (22)*	10 (30)*	22	30	22	30
Round steel stock EN 10060 (DIN 1013) (material strength 370 N/mm²)	6 (25)*	10 (30)*	25	30	25	30
Angled steel stock EN 10056-1 (DIN 1028) (material strength 370 N/mm²)	70 x 6	70 x 9	100 x 10	100 x 12	120 x 10	120 x 15
CU-flat bars EN 13601 (material strength 250 N/mm²)	60 x 6 (60 x 30)*		100 x 30		120 x 10 100 x 30	
AL-flat bars EN 754-5 (DIN 1769) (material strength 160 N/mm²)	70 x 10 (70 x 30)*		100 x 30		120 x 15 100 x 30	

* optional bending tool no. 280072 is necessary

280
ECCENTRIC ANGLE BENDER
70, 100 and 120 mm working height



- For round, flat and angled stocks in steel, copper or aluminium up to 90°
- With stepless adjustable angle stop
- With length stop
- Manual base unit for mounting on a workbench, with optional tripod no. 268500 for stationary use
- With optional available angle no. 280250 for vice fixture
- Optionally available are bending tools for a diversity of applications - see E 280 bending tools

Included in delivery	kg	Code	No.
Basic tool 70 mm working height, manual, with bending lever extension no. 268230	29.5	4539940	280070
Basic tool 100 mm working height, manual, with bending lever extension no. 268230	32.5	4535010	280100
Basic tool 120 mm working height, manual, with bending lever extension no. 268230	34.1	4606130	280120

E 280
BENDING TOOLS



280072



280113
280114



280115



280116



280117

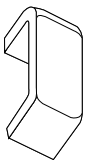

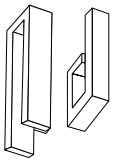

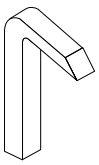

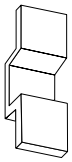

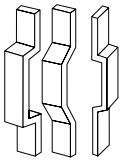

Description	use in machine no.	kg	Code	No.
Radiused bending tool r = 15 mm / r = 25 mm for material thicknesses up to 30 mm	280070	1.1	4605320	280072
Bending tool for producing saddles and rectangular bends, sharp-edged for material thicknesses up to 3 mm	280100	0.8	4605670	280113
Bending tool for producing saddles and rectangular bends, r = 4 mm for material thicknesses up to 6 mm	280100	0.9	4605750	280114
Bending tool for making diamond bends	280070, 280100, 280120	0.7	4605830	280115
Bending tool for high saddles	280100	1.2	4605910	280116
Offset block for narrow saddles	280100	2.4	4606050	280117

E 280
ACCESSORIES



280250



268500

Description	kg	Code	No.
Tripod, height 990 mm	21.2	2681072	268500
Angle for vice fixture	3.3	2009544	280250

411-150 ›633



WE GIVE YOU THE SECURITY YOU NEED

Factory calibration - solid reliability!

- Indirect traceability to the national standard
- Factory calibration according to the standard DIN EN ISO 6789:2003
- Factory calibration if necessary with adjustments and repairs - for GEDORE products only
- Factory test certificate and calibration stamp



Factory test certificate according to DIN EN ISO 6789:2003

- It contains information about the test item, measurement results, the test equipment used and the classification of the test item according to DIN EN ISO 6789:2003 (e.g. Type II Class A).
- The calibration is carried out on test equipment, which comply with the DIN EN ISO 6789:2003.
- The calibration result of the factory certificate does not take consideration of any measurement inaccuracies by test equipment at individual hierarchy steps.
- The documented measuring inaccuracies refers only to the test item.

Factory Calibration

Test subject

Mech. torque wrench



0,2-1.000 N·m

Electr. torque wrench



0,2-3.000 N·m

› Torque testers



0,2-3.000 N·m

Test device







Test result

DIN EN ISO 6789





Note

Calibration always represents a snapshot! Within the framework of calibration, deviations in measurements and measurement inaccuracies are recorded on a certain date and documented accordingly in the calibration certificate. Using these calibration results, a statement can be made as regards tolerance accuracy since the previous calibration. No statement can however be made as regards future performance.

If you have any queries, simply call our service hotline:

+49 (0) 1804 37 36 68

The generation of a factory test certificate in accordance with GEDORE criteria as well as adjustment and repair is exclusively possible for torque wrenches and test equipment manufactured by us.

Factory and DAkkS calibrations involve right calibration. Left calibration also available on request.

Depending on the requirements or customer requests, we calibrate in accordance with DAkkS guidelines or GEDORE criteria

DAKKS CALIBRATION -
100 % DOCUMENTED SAFETY

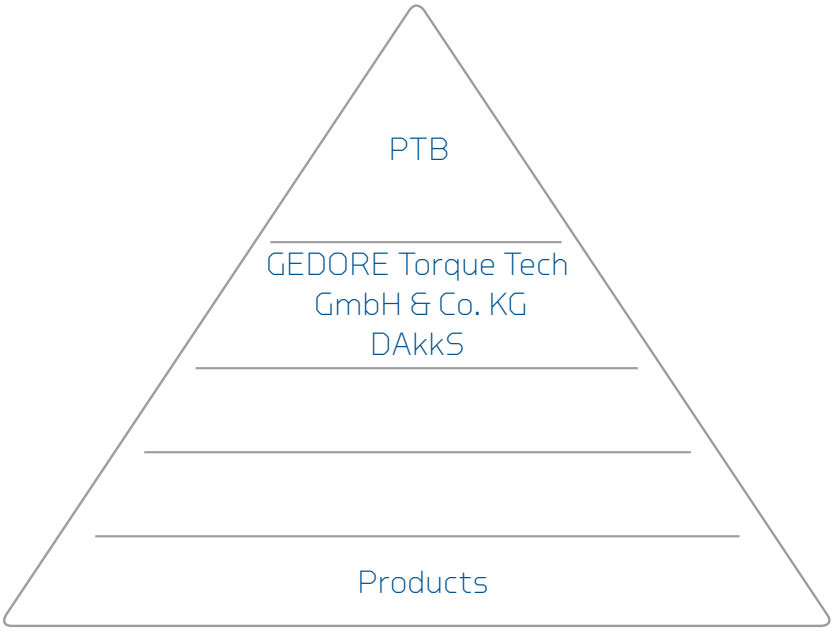

- Direct traceability to the national standard
- DAkkS calibrations to DAkkS Guidelines: DAkkS-DKD-R 3-7:2003; DAkkS-DKD-R 3-8:2003 and DIN EN ISO 6789:2003
- Minimum measurement inaccuracies
- DAkkS calibration of our own products and those of other manufacturers
- Air-conditioned laboratory controls under the most stringent conditions
- DAkkS calibration certificate and DAkkS calibration stamp

DAkkS Calibration

Test subject	Test device	Test result
Mech. torque wrench  0,2-1.000 N·m	PTB  1%	DAkkS  DIN EN ISO 6789
Electr. torque wrench  0,2-3.000 N·m	PTB  0,2%	DAkkS  DAkkS-R 3-7
Torque testers  0,2-3.000 N·m	PTB  0,2%	DAkkS  DAkkS-R 3-8

DAkkS calibration certificate

The DAkkS calibration certificate documents the calibration result - the DAkkS calibration mark on the test item identifies the DAkkS laboratory performing calibration. Please note our registration number: DAkkS-K-28201. During the test process, the Richard Abr. Herder GmbH & Co. KG calibration laboratory is obliged to comply with the contractual criteria of the DAkkS (formerly DKD).
Apart from the standard test certificate contents, the DAkkS calibration certificate also takes consideration of the measurement inaccuracies of the test equipment used. The documented calibration result includes the measuring inaccuracies of both the test item and the test equipment.
DAkkS calibration therefore represents maximum safety for controlled tightening. We advise using it for larger test items or test equipment subject to continuous use.ür größere Prüfstände oder Prüfgeräte im Dauerbetrieb ratsam.

Example
A torque wrench is calibrated in accordance with DIN EN ISO 6789:2003. Calibration is performed on test equipment approved by DAkkS.

Depending on the design and type, the torque wrench is calibrated at +/- 4% or +/- 6%. In addition to measurement deviations, measurement inaccuracy is also documented in the DAkkS calibration certificate.

The torque wrench can be used in accordance with the applicable DIN EN ISO standards.

DAkkS calibration equipment
We calibrate your test equipment or torque wrenches on DAkkS-calibrated reference wrenches or test equipment. DAkkS calibrations of test equipment are performed regularly by PTB and/ or Schatz. This fact ensures that the maximum possible accuracies and minimum possible measurement inaccuracies are provided. Before each calibration process, a preliminary test is performed in our DAkkS laboratory on each item of calibration equipment and on each reference wrench.

International recognition
The DAkkS calibration certificate and therefore the measurement results listed are recognised in many other countries as official evidence of traceability. This is based on multilateral treaties.





OUR SERVICE - QUALIFIED AND CUSTOMISED

Our reasonably-priced factory calibration service fulfills the requirements according to DIN EN ISO 6789. Our proprietary accredited DAkkS calibration laboratory creates certificates in accordance with the applicable standards and requirements as per DAkkS 3-7 and DAkkS 3-8 as well as DIN EN ISO 6789:2003.

Our repair service will repair your GEDORE torque wrenches within 5-7 working days.

Please note that the torque wrench is an item of measuring equipment.

We recommend

› Calibration once a year (DIN EN ISO 6789:2003) or after 5000 load cycles (DIN EN ISO 6789:2003)

Your advantage

› Torque wrench offering measurement accuracy
› Free* calibration service at Torque Tech GmbH & Co. KG

*Only applies for mechanical items supplied by us (RAHSOL/GEDORE) Full service package / services only apply for Germany. Please enquire in our subsidiaries about the possibilities for your respective country.



Regular calibration, adjustment and certification. Why is this so important?

› Only then can we guarantee the precision and reliability of our torque tools over the long term. We attach a great deal of importance to this as your safety is something which is close to our heart.
› Because we offer you the safety you require for everyday "controlled tightening".

GEDORE - competent control of the highest level

HEALTH IS THE MOST IMPORTANT FACTOR WHEN IT COMES TO LIVING A HAPPY LIFE.

To ensure that you use our tools safely, please observe the following information.*

Why should heavy tools be stored in the bottom?

- Always store the heaviest tools in the bottom (heavy-duty) drawer.
- When the bottom drawer is opened, the centre of gravity is relocated to a safe range.
- Storing heavy tools in the upper drawers relocates the centre of gravity upwards.
- When the drawer is opened, the centre of gravity is relocated to a critical range.
- This makes the tool trolley very susceptible to lateral forces. If the trolley is exposed to lateral forces such as impact, it can overturn.
- Always observe the load capacity for each drawer to ensure that you always stay in the safe range.

- S 1 = tool trolley centre of gravity when the drawer is closed
- S 2 = tool trolley centre of gravity when the drawer is opened
- red = critical range- danger of overturning

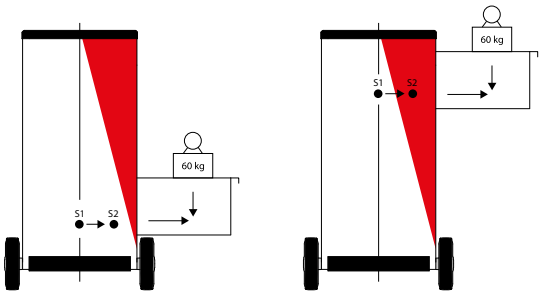

General

- Always wear safety goggles for tasks involving chips or the possibility of parts splintering.
- Only use the hand tools for their intended purpose.
- Never modify or tamper with tools. Exceptions: Professional regrinding of chisels, scrapers, cutting tools as well as hammer edges.
- Never work with damaged tools. Damaged tools must be replaced immediately.
- Handles must be free of oil and grease.
- Depending on the task, protect your hands by wearing work gloves.
- Work on live circuits may only be performed by qualified personnel using suitable VDE tools.
- Choose a safe surface to ensure stability. Wear safety shoes.
- Wear the specified ear protection when working in noisy environments.

Tool trolley

- Lesen Sie die Betriebsanleitung!
- Öffnen Sie immer nur eine Schublade! Beim gleichzeitigen Öffnen mehrer Schubladen erhöht sich das Kippmoment und der Werkzeugwagen kann umkippen.
- Bewahren Sie die schwersten Werkzeuge immer in der unteren (Schwerlast-)Schublade auf! Eine Lagerung in den oberen Schubladen verlagert den Schwerpunkt nach oben und das Kippmoment steigt. Der Werkzeugwagen kann umkippen.
- Beachten Sie die zulässige Tragkraft der einzelnen Schubladen und die Gesamttragkraft des Werkzeugwagens!
- Bewegen Sie den Werkzeugwagen nur mit geschlossenen und verriegelten Schubladen! Achten Sie dabei auf nicht gesicherte, lose auf der Ablage oder Arbeitsfläche liegende Gegenstände!
- Stellen Sie den Totalfeststeller beim „Parken“ des Werkzeugwagens immer fest! Nur so ist der Werkzeugwagen vor unbeabsichtigten Bewegungen gesichert!
- Auf Steigungen den Werkzeugwagen immer „bergwärts“ fahren!
- Benutzen Sie den Werkzeugwagen nicht als Leiterersatz!
- Spitze oder scharfe Gegenstände niemals ungesichert im Werkzeugwagen aufbewahren! Reißnadeln lassen sich z. B. durch Aufstecken eines Korkens entschärfen.

Tool chests

- Do not use the tool chest for climbing.
- Never store pointed or sharp items loosely in the tool chest. Scribers can be made safe by sticking them in a cork, for example.
- Take care of your back by going down on your hunkers and keeping your upper body straight when lifting out the tool box.

Spanners

- Only use spanner sizes and profiles which fit the bolt or nut head.
- Do not use spanners as levers or as striking tools.
- Select the spanner in accordance with the screwed connection. This particularly applies to screwed connections with high torques.
- Never extend the tool lever arm except when the tools are designed especially for this purpose, e.g. single-ended ring spanners.
- Never hit a spanner with a hammer except when the tools have an area designed especially for this purpose, e.g. slogging spanners.
- Always apply the spanner at a right angle to the bolt axis.
- Always pull the spanner towards you. Never push the spanner away from you. If for design reasons you can only press the spanner away from you, use your open hand to prevent injuring your knuckles.
- Ring spanners transmit the forces more consistently. Ring spanners are therefore more suitable for large torques.
- Apply open-ended spanners in such a way that the angle of the jaw is facing in the direction of rotation.
- If a torque is specified for the screwed connection, use a torque wrench.
- Never work with damaged spanners. Do not repair damaged spanners but rather replace them without delay.

* Furthermore, the relevant safety guidelines of various institutions apply, e.g. the guidelines of the trade associations, employers' instructions and the statutory specifications of the respective country.

Screwdrivers

- Choose the screwdriver which is suitable for the respective bolt head profile.
- Place the workpiece on a ledge or clamp it. This helps to avoid injuries incurred by sliding blades.
- Avoid cuts by directing the requisite pressure for releasing or tightening the bolt head away from your body.
- Wear protective gloves when working with screwdrivers.
- If the screwdriver is too long, do not under any circumstances shorten the blade or handle. Choose a shorter screwdriver.
- Do not use the screwdriver as a caulking or crushing tool.
- Light hammer impact may only be applied for loosening screws using suitable screwdrivers with striking cap or continuous blade.
- If the bolt fails to loosen, use the GEDORE impact driver set no. K 1900-013 to release the bolt without destroying it.
- Insulated and tested screwdrivers must be used when working on electrical systems.

VDE tools

- Work on electrically live equipment may only be carried out by trained electricians.
- Only tools and safety equipment marked with the double triangle or bell 1000 V symbol (refer to BGV A3) may be used.
- Before commencing any work, check the insulation for damage.
- Damaged tools must not be used.
- The regulations of the employers' liability insurance associations and power supply companies must be complied with.
- GEDORE VDE tools are approved for work on live circuits at voltages up to 1000 V AC and 1500 V DC.
- Tools must not be combined unless they are designed to be securely joined together.

Ratchets, tools and sockets

- Ratchets are suitable for swift releasing and tightening.
- Avoid jerky movements with the ratchet, e.g. caused by hammer impact.
- The square drive and the tool and socket square drive must be of the same size.
- Select the drive size in accordance with the screwed connection. This particularly applies to screwed connections with high torques.
- Ensure that the ball engages properly in the ball catch.
- Always pull the tool towards you. Never push the tool away from you. If for design reasons you can only press the tool away from you, use your open hand to prevent injuring your knuckles.
- Only use suitable sockets and connections for the impact driver. Use a safety pin and ring to secure the connection between the socket, extension and machine.
- When using reducers, the smaller drive's torque always applies.
- Do not use ratchets as levers or as striking tools.

Pullers

- Read the operating instructions!
- Use only original spare parts and accessories for your GEDORE puller. Never use worn, modified or defective spare parts or accessories.
- Wear goggles and protective clothing when working. For added safety, use the GEDORE safety cover 5.10!
- Before pulling, ensure that the legs are in contact with the part to be pulled and are firmly tightened so that the spindle operates centrally along the axis of the puller.
- Attention! When using a puller, forces of up to several tons are generated! Take care to ensure that the puller is correctly positioned and is vertical to the component being pulled.
- Do not use electric or pneumatic power or percussion drivers.

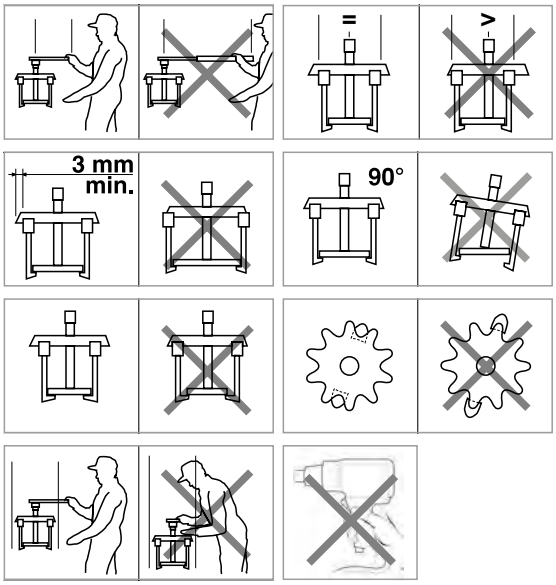

Pipe bending systems

- Read the operating instructions.
- Never use defective or worn pipe bending systems. Replace defective or worn parts with original parts.
- Use suitable systems and tools for bending.
- Wear safety goggles, safety shoes and protective clothing.
- Ensure stability of the pipe bending system during the bending process.

Safety notes for striking tools

Chisels

- Wear safety glasses and safety gloves!
- Before starting work, check that the chisel blade is sharp and the striking end is burr-free! The blades must be properly wet-sharpened!
- Select the appropriate type and size of chisel for the work to be carried out!
- Hold the chisel with a firm grip!
- When working, keep your eyes on the chisel tip!
- Wherever possible, use a chisel with hand guard.
- Never use chisels on workpieces harder than 40 HRC!
- Set safety guards in place to prevent splinters and chips posing a hazard for other people!

Centre punches, drifts and mortise chisels

- These tools are subject to the same safety rules as chisels.

Cutting tools

- Always set cutting tools down on a clearly visible place. Handles should always point towards you.
- Sharpen your cutting tools regularly. Blunt cutting tools represent a greater risk of injury than sharp ones. Blunt cutting tools require more force to be applied.
- Store cutting tools separately. This protects the blades and your fingers.
- Set shears down with their tips closed. This protects the blades and your fingers.

Torque tools

- Read the operating instructions.
- Only use correctly calibrated torque wrenches.
- Treat torque wrenches as measuring equipment. Store torque wrenches carefully.
- Only use torque wrenches within the permissible torque range.
- Stop tightening the bolt immediately once you feel and hear the "click" signal.
- Apply the torque wrench at a right angle to the screwed connection.
- Only use original end fittings or accessories which fit the respective torque wrench.
- Where possible, do not use any reducers.
- Never loosen bolts using a torque wrench.
- Never use the torque wrench as a hammer.
- Slacken the torque wrench after completing work.
- Never use defective or worn accessory parts. Replace defective or worn parts with original parts.
- Only use one hand on the handle of the torque wrench; two-handed operation is only possible using DREMOMETER A - F.

Torque Multipliers

- Read the operating instructions!
- Wear safety goggles, safety shoes and protective clothing!
- Always inspect the torque multiplier for damage before use!
- Never use electric, pneumatic or battery-operated torque multipliers or impact wrenches!
- Never exceed the specified maximum input torque!
- Always use impact sockets in accordance with DIN 3129 or ISO 2725-2 and ISO 1174!
- Always securely connect the reaction arm to the support bolt!
- Never extend the impact socket or connector between bolt and torque multiplier!
- Never use a universal or cardan joint!
- Never hit the torque multiplier with a hammer!
- Do not drop the torque multiplier!
- Never use the torque multiplier if it has been dropped, used to strike other objects, or if anything has fallen on it.
- Always keep hands and fingers away from the reaction arm!
- Always select an anchor point (wall, another bolt) sufficient to withstand torque reaction forces! Reaction torque equals output torque.
- Never allow the gearbox to touch a wall or other object!
- Never modify the reaction arm without consulting with the manufacturer!

Safety notes for hammers

- Wear safety glasses and safety gloves!
- Use the hammer only for its intended purpose!
- Never misuse the hammer as a lever!
- Before starting work, check that the hammer head is securely attached to the shaft!
- Select the appropriate type and size of hammer for the work to be carried out!
- Never hit two hammers together!
- Never use steel hammers on workpieces harder than 46 HRC! Use suitable plastic-faced hammers for this! In case of doubt, the healthier choice is a suitable plastic-faced hammer.
- Avoid bouncing blows!
- Use only the work faces of the hammer! Blows with the side face damage the non-hardened hammer eye. This can loosen the grip of the shaft in the hammer head.
- If a burr forms on the pein or face of the hammer head, this must be immediately removed. Failure to do this can pose the risk of splintering when the hammer is in use.
- Grip the hammer shaft as far away from the hammer head as possible! This improves the impact effect and avoids vibrations.
- Do not store hammers with wooden shafts in warm, dry environments! Wood is a natural product. Dry, warm storage conditions cause the shaft to lose moisture and shrink, so that the hammer shaft is no longer a tight fit in the hammer head. Opposite storage conditions also have a negative effect on the wooden shaft. Do not store the wooden shaft in too damp conditions! Too much moisture causes the wooden shaft to swell up and damages the wooden fibres. This can result in the wooden shaft snapping behind the eye area.
- Use only approved non-sparking hammers for work in explosion-hazard areas!
- Use only suitable GEDORE replacement shafts and wedges.

Safety notes

- For engines with ignition coils integrated in the spark-plug connector (coil-on-plug), use only spark-plug sockets with retainer springs! (Nos. 50 - 59)
- Do not use magnetic spark-plug spanners on coil-on-plug spark plugs!
- This can result in control unit faults!

Work gloves

- Read the operating instructions.
- Ensure that your work gloves are suitable for the respective task to be performed. Examine your work gloves for damage before use. Damaged work gloves must be replaced.
- Only work using work gloves which fit your hands perfectly.
- Store your work gloves in a clean and dry place.

Safety goggles

- Read the operating instructions.
- Ensure that your safety goggles are suitable for the respective task to be performed.
- Examine your safety goggles for damage before use. Damaged safety goggles must be replaced.
- Store safety goggles in dry areas. Use the black plastic bag provided for this purpose. This will help you to avoid scratches on the lenses.
- Clean the lenses regularly under running water, not when dry.
- Do not wear safety goggles on top of standard spectacles. Mechanical effects can be transferred which may be dangerous.

Ear protection

- Read the operating instructions.
- Ensure that your ear protection is suitable for the respective task to be performed.
- Examine your ear protection for damage before use. Ear protection displaying damage must be replaced.
- Wear ear protection for the entire duration of your stay in noisy areas.
- Store your ear protection in a clean and dry place.
- Avoid impact against the earpieces. Otherwise, this can lead to a noise level which is harmful for your ears.

Pliers

- Wear protective goggles when working with pliers! Ejected bits of wire and circlips not correctly positioned in the tip of the pliers pose a risk to your eyes!
- Check on the jaws for wear and tear! Worn jaws result in slipping and thus in accidents.
- The joint of the pliers is not to have any noticeable play! Exceptions are the sliding joints.
- When cutting wire, choose pliers that match the wire diameter and wire hardness!
- Never use pliers as hammers!
- Only insulated and tested pliers are to be used when working on electrical equipment!
- Grip wrenches are only for briefly fixing workpieces!

TIGHTENING / TEST TORQUE

Suggested bolt tightening torque in N·m (Newton metres)

These torque levels are guideline values for metric standard threads in accordance with DIN ISO 261 and head sizes in accordance with DIN EN ISO 4762, DIN EN ISO 4032, DIN EN ISO 4014, and DIN 931-2, 6912, 7984 und 7990. These produce a 90 % utilisation of the bolt yield strength. The calculations are based on a friction coefficient of 0.14 (new bolt) without any after treatment, non-lubricated). Please note: in extreme cases, e.g. for bolts lubricated with MOS2 compound and with cadmium-plated connecting elements on both sides, the tightening torque should be reduced by around 20 %.

Wrench/spanner test torques in accordance with DIN ISO 1711-1 (minimum guaranteed values) N·m

M	Tightening values for quality grade as per DIN 267						mm	No. 2, 2A, 2B No. 1B, 308, 7	No. 4	No. 6, No. 1B, 7, 400	No. 25	No. 26 R No. 626	No. 35 A No. 35 B No. 3112	No. 894 No. 895
	4.6	5.6	6.9	8.8	10.9	12.9								
M 2	0,123	0,162	0,314	0,373	0,520	0,628	**4**			1,90				
M 2,2	0,196	0,265	0,510	0,598	0,843	1,010	**4,5***			2,64				
M 2,5	0,284	0,373	0,726	0,863	1,206	1,451	**5**	11,5		3,55				
M 3	0,441	0,588	1,128	1,344	1,883	2,256	**5,5**	14,4		4,64		14,4		2,32
M 3,5	0,677	0,902	1,736	2,060	2,893	3,481	**6***	17,6	7,4	5,92		17,6		2,96
M 4	1,000	1,344	2,599	3,040	4,315	5,148	**7**	25,2	11,4	9,12		25,2		4,56
M 5	1,916	2,648	5,099	6,031	8,483	10,200	**8**	34,5	16,6	13,3		34,5	34,5	6,65
							9*	45,4	23	18,4		45,4	45,4	9,20
M 6	3,432	4,511	8,728	10,300	14,710	17,652	**10**	58,1	31	24,8	58,1	58,1	58,1	12,4
M 7	5,590	7,453	14,220	17,162	24,517	28,439	**11**	72,7	40,4	32,3	72,7	72,7	72,7	16,1
							12*	89,1	51,5	41,2	89,1	89,1	89,1	20,6
M 8	8,238	10,787	21,575	25,497	35,304	42,168	**13**	107	64,5	51,6	107	107	107	25,8
							14*	128	79,4	63,5	128	128	128	31,7
M 10	16,67	21,575	42,168	50,014	70,608	85,317	**15**	150	96,2	77,0	150	150	150	38,5
							16	175	115	92,3	175	175	175	46,1
							17*	201	134	107	201	201	201	53,5
M 12	28,44	38,246	73,550	87,279	122,60	147,10	**18**	230	160	128	230	230	230	64,0
							19*	261	186	149	261	261	261	74,5
							20*	294	215	172	294	294	294	86,0
M 14	45,11	60,801	116,70	138,30	194,20	235,40	**21**	330	247	198	330	330	330	99,0
							22*	368	281	225	368	368	368	112
							23*	408	319	255	408	408	408	127
M 16	69,63	93,163	178,5	210,80	299,10	357,90	**24**	451	359	287	451	451	451	143
							25*	496	402	322	496	496	496	161
							26*	544	449	359	544	544	544	179
M 18	95,12	127,50	245,20	289,3	411,90	490,30	**27**	594	499	399	594	594	594	199
							28*	647	552	442	647	647	647	221
M 20	135,3	180,45	384,10	411,90	578,60	696,30	**30**	760	670	536	760	760	760	268
M 22	182,4	245,16	470,70	559,00	784,50	941,40	**32***	884	804	643	884	884	884	321
							34	1019	951	761	1019	1019	1019	381
M 24	230,5	308,91	598,20	711,00	1000	1196	**36**	1165	1117	894	1165	1165	1165	447
M 27	343,2	460,90	887,50	1049	1481	1775	**41**	1579	1442	1154	1579	1579	1579	577
M 30	465,8	622,72	1206	1422	2010	2403	**46**	2067	1816	1453	2067	2067	2067	726
M 33	632,5	848,30	1628	1932	2716	3266	**50**	2512	2145	1716	2512	2512	2512	858
M 36	814,0	1089	2099	2481	3491	4197	**55**	3140		2077	3140	3140	3140	1038
M 39	1059	1412	2716	3226	4531	5443	**60**	3849		2471	3849		3849	1235
M 42	1304	1746	3364	3991	5609	6727	**65**	4021		2900	4021		4021	1422
M 45	1638	2177	4207	4992	7012	8414	**70**	4658		3364	4658		4658	1618
M 48	1981	2638	5080	6021	8473	10150	**75**	5394		3862			5394	1765
M 52	2540	3393	6541	7747	10885	13092	**80**	6178		4394			6178	1912
M 56	3168	4227	8149	9650	13582	16279	**85**	6963					6963	2059
M 60	3932	5247	10101	11964	16867	20202	**90**	7845					7845	-
M 64	4737	6306	12160	14416	20300	24320	**95**	8336					8336	-

* These sizes are not included in DIN ISO 272

Note: In reference to the "spanner test torque as per DIN ISO 1711-1" column, we explicitly point out that these are minimum guarantee values.
Bolts from M39 in quality grades 4.6, 5.6, 6.9, 8.8, 10.9 and 12.9 are not standardised.

TIGHTENING / TEST TORQUE

Wrench/spanner test torques in accordance with DIN ISO 1711-1 (minimum guaranteed values) N·m

Test torques for tightening tools for hexagon socket head screws

M	⬡ mm	With internal square as per DIN 3120					DIN EN ISO 4762	No. 42T, DT42 No. 42, 42EL	No. IN 34	With hexagon head as per DIN 7422				
		6,3	10	12,5	20	25				6,3	10	12,5	20	25
		No. 20 No. D 20	No. 30 No. D 30	No. 19 No. D 19	No. 32 No. D 32	No. D 21				No. IN 20	No. IN30	No. IN 19	No. IN 32	No. IN 21
							⬡ mm							
		1/4“	3/8“	1/2“	3/4“	1“				1/4“	3/8“	1/2“	3/4“	1“
M 2	**4**	10,4					1,5	0,82						
M 2,2	**4,5***	12,6					2	1,9		1,9				
M 2,5	**5**	15,1												
M 3	**5,5**	17,8					2,5	3,8		3,8				
M 3,5	**6***	20,6	23,2											
M 4	**7**	26,8	33,2				3	6,6	6,6	6,6				
M 5	**8**	33,6	45,5	94,1			4	16	16	16	16	16		
	9*	41,1	59,9	119,2										
M 6	**10**	49,1	76,7	147			5	30	30	30	30	30		
M 7	**11**	57,8	96	178										
	12*	67,0	118	212										
M 8	**13**	68,6	141	249			6	52	52	52	52	52		
	14*	68,6	169	288			7	80			78	78		
M 10	**15**		198	331			8	120	120	120	120	120		
	16		225	377										
	17*		225	425			9	165				165		
M 12	**18**		225	477			10	220	220		220	220		
	19*		225	531										
	20*		225	569			12	370	370			370		
M 14	**21**		225	569										
	22*		225	569	569									
	23*			569	569									
M 16	**24**			569	569		14	590	590			590	590	
	25*			569	583									
	26*			569	624									
M 18	**27**			569	665									
	28*			569	707									
M 20	**30**			569	795		17	980	980			1000	1000	1000
M 22	**32***			569	888									
	34			569	984									
M 24	**36**				1084	1677	19	1360	1360			1400	1400	1400
M 27	**41**				1353	1910								
M 30	**46**				1569	2143	22	2110					2100	2100
M 33	**50**				1569	2329	24	2750						2700
M 36	**55**				1569	2562	27	3910						
M 39	**60**				1569	2795	30	4000						
M 42	**65**					2795	32	4000						
M 45	**70**					2795								
M 48	**75**					2795	36	4000						
M 52	**80**					2795								
M 56	**85**													
M 60	**90**													
M 64	**95**													

The matching test torques are derived from the theoretical load capability of the connecting square drive.

Note: Hand tightening sockets are unsuited to use with impact drivers. Inappropriate use poses an accident risk. Power driver sockets can be found on page 230.

HEAD WIDTHS AND THREAD DIAMETERS

Nominal size DIN ISO 272 normal (large) ⬡ mm	Thread diameter Ø		Nominal size	Nominal size		hread diameter Ø		Nominal size	
	Metric as per DIN ISO 272	Metric for high-tensile bolted structural joints as per EN 14399-4	⬡ mm	Inch	mm	⬡ mm	BS 916, 1083	Inch	mm
3,2 *(–)*	1,6								
4 *(–)*	2								
5 *(–)*	2,5		5/32	0,1562	3,97	8 BA		0,152	3,86
5,5 *(–)*	3					7 BA		0,172	4,37
			3/16	0,1875	4,76	6 BA		0,193	4,90
7 *(–)*	4		7/32	0,2187	5,56	5 BA		0,220	5,59
8 *(–)*	5		1/4	0,2500	6,35	4 BA		0,248	6,30
						1/16 W		0,256	6,90
10 *(–)*	6		9/32	0,2812	7,14	3 BA		0,282	7,16
11 *(–)*	7					3/32 W		0,297	7,54
			5/16	0,3125	7,94	2 BA		0,324	8,23
13 *(–)*	8		11/32	0,3438	8,73	1/8 W	(3/16)	0,340	8,64
16 *(–)*	10		3/8	0,3750	9,52	1 BA		0,365	9,27
			13/32	0,4062	10,32	0 BA	(7/32)	0,413	10,49
18 *(21)*	12		7/16	0,4375	11,11	3/16 W	1/4	0,445	11,30
21 *(24)*	14								
22		12	1/2	0,5000	12,70	1/4 W	5/16	0,525	13,34
24 *(27)*	16		9/16	0,5625	14,29				
27 *(30)*	18	16	19/32	0,5938	15,08	5/16 W	3/8	0,600	15,24
			5/8	0,6250	15,88				
30 *(34)*	20		11/16	0,6875	17,46				
32		20				3/8 W	7/16	0,710	18,03
34 *(36)*	22		3/4	0,7500	19,05				
36 *(41)*	24	22	25/32	0,7812	19,84				
41 *(46)*	27	24	13/16	0,8125	20,64	7/16 W	1/2	0,820	20,83
			7/8	0,8750	22,22				
46 *(50)*	30	27				1/2 W	9/16	0,920	23,37
50 *(55)*	33	30	15/16	0,9375	23,81				
			1.	1,0000	25,40				
55 *(60)*	36					9/16 W	5/8	1,010	25,65
60 *(65)*	39	36	1.1/16	1,0625	26,99				
						5/8 W	(11/16)	1,100	27,94
65	42		1.1/8	1,1250	28,58				
70	45		1.3/16	1,1875	30,16	11/16 W	3/4	1,200	30,48
			1.1/4	1,2500	31,75				
75	48		1.5/16	1,3125	33,34	3/4 W	7/8	1,300	33,02
80	52		1.3/8	1,3750	34,92	13/16 W	(15/16)	1,390	35,31
			1.7/16	1,4375	36,51				
85	56		1.1/2	1,5000	38,10	7/8 W	1.	1,480	37,59
90	60		1.5/8	1,6250	41,28				
			1.11/16	1,6875	42,86	1. W	1.1/8	1,670	42,42
95	64		1.3/4	1,7500	44,45				
100	68		1.13/16	1,8125	46,04				
			1.7/8	1,8750	47,62	1.1/8 W	1.1/4	1,860	47,24
105	72		2.	2,0000	50,80				
110	76		2.1/16	2,0625	52,39	1.1/4 W	1.3/8	2,050	52,07
			2.3/16	2,1875	55,56				
115	80		2.1/4	2,2500	57,15	1.3/8 W	1.1/2	2,220	56,39
120	85		2.3/8	2,3750	60,32				
			2.7/16	2,4375	61,91	1.1/2 W	1.5/8	2,410	61,21
130	90		2.9/16	2,5625	65,09	1.5/8 W	1.3/4	2,580	65,53
			2.5/8	2,3750	66,68				
			2.3/4	2,7500	69,85	1.3/4 W	2.	2,760	70,10
135	95		2.13/16	2,8125	71,44				
			2.15/16	2,9375	74,61				
			3	3,0000	76,20	(1.7/8W)			76,70
145	100		3.1/8	3,1250	79,38		2.1/4	3,150	80,01
			3.3/8	3,3750	85,72				
			3.1/2	3,5000	88,90		2.1/2	3,550	90,17
150	105		3.3/4	3,7500	95,25				
			3.7/8	3,8750	98,42		2.3/4	3,890	98,81
155	110		4.1/8	4,1250	104,78		3.	4,180	106,17
			4.1/4	4,2500	107,95				
			4.1/2	4,5000	114,30		3.1/4	4,530	115,06
165	115		4.5/8	4,6250	117,48				
			4.7/8	4,8750	123,82		3.1/2	4,850	123,19
			5.	5,0000	127,00				
170	120		5.1/4	5,2500	133,35		3.3/4	5,180	131,57
			5.3/8	5,3750	136,52				
			5.5/8	5,6250	142,88		4.	5,550	140,97
180	125		5.3/4	5,7500	146,05				
			6.	6,0000	152,40				
			6.1/8	6,1250	155,58		4.1/2	6,380	162,05
185	130								
200	140								
210	150								

SPANNER SIZES TOLERANCE FOR BOLTS AND SOCKET WRENCHES

Nominal size /s in mm	Tolerance class 1 as per ISO 691 dimensions		Tolerance class 2[a] as per ISO 691 dimensions	
	min.	max.	min.	max.
2 ≤s < 3	+ 0,02	+ 0,08	+ 0,02	+ 0,12
3 ≤s < 4	+ 0,02	+ 0,10	+ 0,02	+ 0,14
4 ≤s < 6	+ 0,02	+ 0,12	+ 0,02	+ 0,16
3 ≤s < 10	+ 0,03	+ 0,15	+ 0,03	+ 0,19
10 ≤s < 12	+ 0,04	+ 0,19	+ 0,04	+ 0,24
12 ≤s < 14	+ 0,04	+ 0,24	+ 0,04	+ 0,30
14 ≤s < 17	+ 0,05	+ 0,27	+ 0,05	+ 0,35
17 ≤s < 19	+ 0,05	+ 0,30	+ 0,05	+ 0,40
19 ≤s < 26	+ 0,06	+ 0,36	+ 0,06	+ 0,46
26 ≤s < 33	+ 0,08	+ 0,48	+ 0,08	+ 0,58
33 ≤s < 55	+ 0,10	+ 0,60	+ 0,10	+ 0,70
55 ≤s < 75	+ 0,12	+ 0,72	+ 0,12	+ 0,92
75 ≤s < 105	+ 0,15	+ 0,85	+ 0,15	+ 1,15
105 ≤s < 150	+ 0,20	+ 1,00	+ 0,20	+ 1,40
150 ≤s < 210	+ 0,25	+ 1,22	-	-

This tolerance class applies only to ring spanners or socket wrenches that have not been manufactured by material removal.

Spanner sizes in accordance with this international standard must be marked with:

a) Spanner head size
b) Reference to the international standard, i.e. ISO 691
c) Nominal size s in millimetres
d) Tolerance class 1 or 2

Conversion tables
Inch to decimal-inches and mm

in.	dec.in.	mm.
0	**0**	**0**
1/64	0.015625	0,3969
1/32	0.03125	0,7938
3/64	0.046875	1,1906
1/16	**0.0625**	**1,5875**
5/64	0.078125	1,9844
3/32	0.09375	2,3812
7/64	0.109375	2,7781
1/8	**0.125**	**3,1750**
9/64	0.140625	3,5719
5/32	0.15625	3,9688
11/64	0.171875	4,3656
3/16	**0.1875**	**4,7625**
13/64	0.203125	5,1594
7/32	0.21875	5,5562
15/64	0.234375	5,9531
1/4	**0.25**	**6,3500**
17/64	0.265625	6,7469
9/32	0.28125	7,1438
19/62	0.296875	7,5406
5/16	**0.3125**	**7,9375**
21/64	0.328125	8,3344
11/32	0.34375	8,7312
23/64	0.359375	9,1281
3/8	**0.375**	**9,5250**
25/64	0.390625	9,9219
13/32	0.40625	10,3188
27/64	0.421875	10,7156
7/16	**0.4375**	**11,1125**
29/64	0.453125	11,5094
15/32	0.46875	11,9062
31/64	0.484375	12,3031

in.	dec.in.	mm.
1/2	**0.5**	**12,7000**
33/64	0.515625	13,0969
17/32	0.53125	13,4938
35/64	0.546875	13,8906
9/16	**0.5625**	**14,2875**
37/64	0.578125	14,6844
19/32	0.59375	15,0812
39/64	0.609375	15,4781
5/8	**0.625**	**15,8750**
41/64	0.640625	16,2719
21/32	0.65625	16,6688
43/64	0.671875	17,0656
11/16	**0.6875**	**17,4625**
45/64	0.703125	17,8594
23/32	0.71875	18,2562
47/64	0.734375	18,6531
3/4	**0,75**	**19,0500**
49/64	0,765625	19,4469
25/32	0,78125	19,8438
51/62	0,796875	20,2406
13/16	**0,8125**	**20,6375**
53/64	0,828125	21,0344
27/32	0,84375	21,4312
55/64	0,859375	21,8281
7/8	**0,875**	**22,2250**
57/64	0,890625	22,6219
29/32	0,90625	23,0188
59/64	0,921875	23,4156
15/16	**0,9375**	**23,8125**
61/64	0,953125	24,2094
31/32	0,96875	24,6062
63/64	0,984375	25,0031
1	1	25,4000

TORQUE
CONVERSION TABLES

Torque conversion factors

Units to be	= mN·m	= cN·m	= N·m	= ozf·in	= lbf·in	= lbf·ft	= gf·cm	= f·cm (kp·cm)	Corresponding unit = kgf·m (kp·m)
1 mN·m	1	0,1	0,001	0,142	0,009	0,0007	10,2	0,01	0,0001
1 cN·m	10	1	0,01	1,416	0,088	0,007	102	0,102	0,001
1 N·m	1000	100	1	141,6	8,851	0,738	10197	10,2	0,102
1 ozf·in	7,062	0,706	0,007	1	0,0625	0,005	72	0,072	0,0007
1 lbf·in	113	11,3	0,113	16	1	0,083	1152,1	1,152	0,0115
1 lbf·ft	1356	**135,6**	1,356	192	12	1	13826	13,83	0,138
1 gf·cm	0,098	0,01	0,0001	0,014	0,0009	0,00007	1	0,001	0,00001
1 kgf·cm (kp·cm)	98,07	9,807	0,098	13,89	0,868	0,072	1000	1	0,01
1 kgf·m (kp·m)	9807	980,7	9,807	1389	86,8	7,233	100000	100	1

Application

Conversion formula:
Units to be converted x factor = corresponding unit

Example:
Convert of 5 lbf·ft in cN·m

Solution:
5 x 135.6 = 678 cN·m

Conversion from N·m in kgf·m (kp·m) — 1N·m = 0,102 kgf·m

N·m	0	1	2	3	4	5	6	7	8	9
0	0,00	0,10	0,20	0,31	0,41	0,51	0,61	0,71	0,82	0,92
10	1,02	1,12	1,22	1,33	1,43	1,53	1,63	1,73	1,84	1,94
20	2,04	2,14	2,24	2,35	2,45	2,55	2,65	2,75	2,86	2,96
30	3,06	3,16	3,26	3,37	3,47	3,57	3,67	3,77	3,87	3,98
40	4,08	4,18	4,28	4,38	4,49	4,59	4,69	4,79	4,89	5,00
50	5,10	5,20	5,30	5,40	5,51	5,61	5,71	5,81	5,91	6,02
60	6,12	6,22	6,32	6,42	6,53	6,63	6,73	6,83	6,93	7,04
70	7,14	7,24	7,34	7,44	7,55	7,65	7,75	7,85	7,95	8,06
80	8,16	8,26	8,36	8,46	8,57	8,67	8,77	8,87	8,97	9,08
90	9,18	9,28	9,38	9,48	9,59	9,69	9,79	9,89	9,99	10,10
100	10,20	10,30	10,40	10,50	10,60	10,71	10,81	10,91	11,01	11,11

Conversion from kgf·m (kp·m) in N·m — 1 kgf·m (kp·m) = 9,807 N·m

kgf·m(kp·m)0	1	2	3	4	5	6	7	8	9
0	0,00	9,81	19,61	29,42	39,23	49,03	58,84	68,65	78,45	88,26
10	98,07	107,87	117,68	127,49	137,29	147,10	156,91	166,71	176,52	186,33
20	196,13	205,94	215,75	225,55	235,36	245,17	254,97	264,78	274,59	284,39
30	294,20	304,01	313,81	323,62	333,43	343,23	w353,04	362,85	372,65	382,46
40	392,27	402,07	411,88	421,69	431,49	441,30	451,11	460,91	470,72	480,53
50	490,33	500,14	509,95	519,75	529,56	539,37	549,17	558,98	568,79	578,59
60	588,40	598,21	608,01	617,82	627,63	637,43	647,24	657,05	666,85	676,66
70	686,47	696,27	706,08	715,89	725,69	735,50	745,31	755,11	764,92	774,73
80	784,53	794,34	804,15	813,95	823,76	833,57	843,37	853,18	862,99	872,79
90	882,60	892,41	902,21	912,02	921,83	931,63	941,44	951,25	961,05	970,86
100	980,67	990,47	1000,28	1010,08	1019,89	1029,70	1039,50	1049,31	1059,12	1068,92

Conversion from N·m in lbf·ft — 1N·m=0,7376 lbf·ft

N·m	0	1	2	3	4	5	6	7	8	9
0	0,00	0,74	1,48	2,21	2,95	3,69	4,43	5,16	5,90	6,64
10	7,38	8,11	8,85	9,59	10,33	11,06	11,80	12,54	13,28	14,01
20	14,75	15,49	16,23	16,96	17,70	18,44	19,18	19,91	20,65	21,39
30	22,13	22,86	23,60	24,34	25,08	25,81	26,55	27,29	28,03	28,76
40	29,50	30,24	30,98	31,72	32,45	33,19	33,93	34,67	35,40	36,14
50	36,88	37,62	38,35	39,09	39,83	40,57	41,30	42,04	42,87	43,52
60	44,25	44,99	45,73	46,47	47,20	47,94	48,68	49,42	50,15	50,89
70	51,63	52,37	53,10	53,84	54,58	55,32	56,05	56,79	57,53	58,27
80	59,00	59,74	60,48	61,22	61,96	62,69	63,43	64,17	64,91	65,64
90	66,38	67,12	67,86	68,59	69,33	70,07	70,81	71,54	72,28	73,02
100	73,76	74,49	75,23	75,97	76,71	77,44	78,18	78,92	79,66	80,39

Conversion from lbf·ft in N·m — 1 lbf·ft = 1,356 N·m

lbf·ft	0	1	2	3	4	5	6	7	8	9
0	0,00	1,36	2,71	4,07	5,42	6,78	8,13	9,49	10,85	12,20
10	13,56	14,91	16,27	17,63	18,98	20,34	21,69	23,05	24,40	25,76
20	27,12	28,47	29,83	31,18	32,54	33,90	35,25	36,61	37,96	39,32
30	40,67	42,03	43,39	44,74	46,10	47,45	48,81	50,16	51,52	52,88
40	54,23	55,59	56,94	58,30	59,66	61,01	62,37	63,72	65,08	66,43
50	67,79	69,15	70,50	71,86	73,21	74,57	75,93	77,28	78,64	79,99
60	81,35	82,70	84,06	85,42	86,77	88,13	89,48	90,84	92,20	93,55
70	94,91	96,26	97,62	98,97	100,33	101,69	103,04	104,40	105,75	107,11
80	108,46	109,82	111.18	112,53	113,89	115,24	116,60	117,96	119,31	120,67
90	122,02	123,38	124,73	126,09	127,45	128,80	130,16	131,51	132,87	134,23
100	135,58	136,94	138,29	139,65	141,00	142,36	143,72	145,07	146,43	147,78

Conversion from N·m in lbf·in — 1 N·m = 8,851 lbf·in

N·m	0	1	2	3	4	5	6	7	8	9
0	0,00	8,85	17,70	26,55	35,40	44,25	53,10	61,96	70,81	79,66
10	88,51	97,36	106,21	115,06	123,91	132,76	141,61	150,46	159,31	168,16
20	177,02	185,87	194,72	203,57	212,42	221,27	230,12	238,97	247,82	256,67
30	265,52	274,37	283,22	292,08	300,93	309,78	318,63	327,48	336,33	345,18
40	354,03	362,88	371,73	380,58	389,43	398,28	407,14	415,99	424,84	433,69
50	442,54	451,39	460,24	469,09	477,94	486,79	495,64	504,49	513,34	522,20
60	531,05	539,90	548,75	557,60	566.45	575,30	584,15	593,00	601,85	610,70
70	619,55	628,40	637,26	646,11	654,96	663,81	672,66	681,51	690,36	699,21
80	708,06	716,91	725,76	734,61	743,46	752,32	761,17	770,02	778,87	787,72
90	796,57	805,42	814,27	823,12	831,97	840,82	849,67	858,52	867,38	876,23
100	885,08	893,93	902,78	911,63	920,48	929,33	938,18	947,03	955,88	964,73

Conversion from lbf·in in N·m — 1 lbf·in = 0,113 N·m

lbf·in	0	1	2	3	4	5	6	7	8	9
0	0,00	0,11	0,23	0,34	0,45	0,56	0,68	0,79	0,90	1,02
10	1,13	1,24	1,36	1,47	1,58	1,69	1,81	1,92	2,03	2,15
20	2,26	2,37	2,49	2,60	2,71	2,82	2,94	3,05	3,16	3,28
30	3,39	3,50	3,62	3,73	3,84	3,95	4,07	4,18	4,29	4,41
40	4,52	4,63	4,75	4,86	4,97	5,08	5,20	5,31	5,42	5,54
50	5,65	5,76	5,87	5,99	6,10	6,21	6,33	6,44	6,55	6,67
60	6,78	6,89	7,00	7,12	7,23	7,34	7,46	7,57	7,68	7,80
70	7,91	8,02	8,13	8,25	8,36	8,47	8,59	8,70	8,81	8,93
80	9,04	9,15	9,26	9,38	9,49	9,60	9,72	9,83	9,94	10,06
90	10,17	10,28	10,39	10,51	10,62	10,73	10,58	10,96	11,07	11,19
100	11,30	11,41	11,52	11,64	11,75	11,86	11,98	12,09	12,20	12,31

Important prefix characters

Giga	G	1.000.000.000	$= 10^9$
Mega	M	1.000.000	$= 10^6$
Kilo	k	1.000	$= 10^3$
Hecto	H	100	$= 10^2$
Deca	Da	10	$= 10^1$
Deci	d	0,1	$= 10^{-1}$
Centi	c	0,01	$= 10^{-2}$
Milli	m	0,001	$= 10^{-3}$
Micro	µ	0,000001	$= 10^{-6}$
Nano	n	0,000000001	$= 10^{-9}$

Important SI units with conversions to old but still commonly used units

Length	metre	m		
Masa	kilogramme			
Time	second	s		
Force	newton	N	$= m/s^2$	1 N = 0,102 kp
Torque	newton metre	N·m		9,81 N·m = 1 kp·m
Energy (work)	joule	J	= N·m	
Heat quantity	joule	J		1 J = 0,239 cal
Power	watt	W	= N·m/s	1 kW = 1,36 PS = 860 kcal/h
Pressure	pascal	Pa	$= N/m^2$	100 000 Pa = 1 bar = 10 mWS
Electrical current	ampere	A		
Temperature	kelvin	K		1 K = 1 °C

Conversion table, mass and weight

1 megagramme	(Mg)	= 1.000 kg	= 10.000 hg	= 100.000 dag	= 1.000.000 g
1 ton	(to.)	= 1.000 kg			
1 kilogramme	(kg)		= 10 hg	= 100 dag	= 1000 g
1 hectogramme	(hg)			= 10 dag	= 100 g
1 decagramme	(dag)				= 10 g
1 gramme	(g)	= 10 dg	= 100 cg	= 1000 mg	
1 decigramme	(dg)		= 10 cg	= 100 mg	
1 centigramme	(cg)			= 10 mg	
1 miligramme	(mg)			= 1 mg	

Conversion table, force and torque

1 newton	= 0,102 kp
1 kilopond	= 9,81 N
1 kilopond metre	= 9,81 N·m

Material properties

	Density g/cm³	Expansion 1/°C	Melting point °C	Modulus of elasticity N/mm
Aluminium	2,7	0,000024	660,1	72 000
Lead	11,3	0,000029	327,3	16 000
Iron (Steel)	7,86	0,000012	1540	210 000
Gold	19,3	0,000014	1063	79 000
Copper	8,9	0,000017	1083	126 000
Zinc	7,1	0,000026	419	94 000
Glass	2,2–2,9	0,000008	800–1500	68 000
Air	0,0013	0,0036		
Wood	0,5–0,7			10 000
Plastics / synthetic materials:				
PS,	1,05	0,00008		3 400
PP,	0,9	0,00018		1 200
ABS	1,05	0,00010		2 500

Examples

Example 1:
Expansion of a steel body of 100 mm in length at a temperature of 10 °C. Length y expansion coefficient x °C exp. = 100 mm x 0,000012 x 10 = 0,012 mm = 12 µm

Example 2:
Elastic expansion e = s/E. A body of 100 mm in length made of ABS is stretched with s = 50 N/mm². e = 50 N/mm²: 2500 N/mm² = 0.02. The expansion is: 100 mm x 0.02 = 2 mm.

Example 3:
Two steel plates with a total thickness of 20 mm are pre-stressed by means of a screw connection of s = 50 N/mm²: e = 50: 210000 = 0.00024. The compression in the surrounding area of the screw is 20 mm x 0.00024 = 0,0048 mm = 5 µm.

The elastic compression induces a continuous pre-tension of the screw connection.
A properly tensed screw connection is selfinhibiting.

Comparison table of Vickers-Brinell-Rockwell hardness and tensile strength

Vickers hardness HV 30	Brinell hardness HB 30	Rockwell hardness HRB	Rockwell hardness HRC	Tensile strength sB N/mm²
80	80,7	36,4	–	270
85	85	42,4	–	290
90	90	47,4	–	310
95	95	52,0	–	320
100	100	56,4	–	340
105	105	60,0	–	360
110	110	63,4	–	380
115	115	66,4	–	390
120	120	69,4	–	410
125	125	72,0	–	420
130	130	74,4	–	440
135	135	76,4	–	460
140	140	78,4	–	470
145	145	80,4	–	490
150	150	82,2	–	500
155	155	83,8	–	520
160	160	85,4	–	540
165	165	86,8	–	550
170	170	88,2	–	570
175	175	89,6	–	590
180	180	90,8	–	600
185	185	91,8	–	620
190	190	91,5	–	640
195	195	94,0	–	660
200	200	95,0	–	670
205	205	95,8	–	680
210	210	96,6	–	710
215	215	97,4	–	720
220	220	98,2	–	730
225	225	99,0	–	750
230	230	–	19,2	760
235	235	–	20,2	780
240	240	–	21,2	800
245	245	–	22,1	820
250	250	–	23,0	830
255	255	–	23,8	850
260	260	–	24,6	870
265	265	–	25,4	880
270	270	–	26,9	900
275	275	–	27,1	920
280	280	–	27,6	940
285	285	–	28,3	950
290	290	–	29,0	970
295	295	–	29,6	990
300	300	–	30,3	1010
310	310	–	31,5	1040
320	320	–	32,7	1080
330	330	–	33,8	1110
340	340	–	34,9	1140
350	350	–	36,0	1170
360	359	–	37,0	1200
370	368	–	38,0	1230
380	376	–	38,9	1260
390	385	–	39,8	1290
400	392	–	40,7	1320
410	400	–	41,5	1350
420	408	–	42,4	1380
430	415	–	43,2	1410
440	423	–	44,0	1430
450	430	–	44,8	1460
460	–	–	45,6	(1490)
470	–	–	46,3	(1520)
480	–	–	47,0	(1550)
490	–	–	47,7	(1580)
500	–	–	48,3	(1600)
510	–	–	49,1	(1630)
520	–	–	49,7	(1660)
530	–	–	50,4	(1690)
540	–	–	51,0	(1710)
550	–	–	51,6	(1740)
560	–	–	52,2	(1770)
570	–	–	52,8	(1790)
580	–	–	53,3	(1820)
590	–	–	53,9	(1850)
600	–	–	54,4	(1870)
610	–	–	55,0	(1900)
620	–	–	55,5	(1930)
630	–	–	56,0	(1950)
640	–	–	56,5	(1980)
650	–	–	57,0	(2000)
660	–	–	57,5	(2030)
670	–	–	58,0	(2050)
680	–	–	58,5	(2080)
690	–	–	59,0	(2110)
700	–	–	59,5	(2130)
720	–	–	60,4	(2170)
740	–	–	61,2	(2220)
760	–	–	62,0	(2260)
780	–	–	62,8	(2300)
800	–	–	63,6	–
820	–	–	64,3	–
840	–	–	65,0	–
860	–	–	65,7	–
880	–	–	66,3	–
900	–	–	66,9	–
920	–	–	67,5	–
940	–	–	68,0	–

GUIDELINE VALUES
FOR THE COEFFICIENT OF FRICTION µ

Screw thread / Nut thread				Steel: blackened or Zinc-phosphate, pressed rolled	Steel: blackened or Zinc-phosphate, rolled cut	Steel: blackened or Zinc-phosphate, sharpened	Steel: cadmium-plated 6 µ	Steel: zinc-plated 6 µ
Steel	ground		Slightly oiled	0,14	0,10	0,16	0,10	0,10
Steel	sharpened		Slightly oiled	0,16	0,10	0,16	0,10	0,10
Steel	ground sharpened	Zinc-phosphate	Slightly oiled	0,14		0,10		
Steel	turned sharpened	Zinc-phosphate	Slightly oiled	0,10				
Steel	turned sharpened		Slightly oiled	0,10		0,10	0,10	0,10
Steel	cadmium-plated	6 µ	Slightly oiled				0,14	
Steel	zinc-plated	6 µ	Slightly oiled					0,10
Steel	cadmium-plated	6 µ	Dry	0,10		0,10	0,14	
Steel	zinc-plated	6 µ	Dry	0,10		0,10		0,14

Choosing the right friction value

In order to exactly define the pre-tension force and the tightening torque, it is essential to know the coefficient friction.

However, it would seem almost impossible to specify definite values for the coefficients of friction for the large variety of possible surface and lubrication conditions and above all for their variance. Added to this are the variances of the various different tightening methods which also constitute a greater or lesser factor of uncertainty. For this reason, it is only possible to make recommendations on the choise of the coefficient of friction. 80 % of the tightening-torque values apply for countersunk head screws on account of the remaining base thickness.

Guideline values for the coefficient of friction µ

In order o exactly define the pre-tension force and the tightening torque, it is essential to know the coefficient of friction. However, it would seem almost impossible to specify definite values for the coefficients of friction for the large variety of possible surface and lubrication conditions and above all for their variance.

The following circumstances influence the friction value:
The surfaces and the nature of the materials being screwed, the method of lubrication, the sliding path due to the flexibility and the tightening method, i.e. the number and the speed of the tightening cycles and finally the tightening path - the so-called hard or soft screw case. The sum total of these items represents a greater or lesser factor of uncertainty. Even DIN-equivalent screws con differ considerably in their friction value because of being delivered by different suppliers, depending on the screw lot and depending on their storage and, in particalar, on the oiling or greasing performed in the course of installation. Please note that around 80 to 90% of the tightening torque in most tightening procedures is required for overcoming the friction in the screw.

Important remark:
For this reason, it is only possible to give recommendations on the choice of the friction value. We point out explicitly that the following tables only contain guideline values. In all cases, a detailed screw calculation is more reliable than these tables! That applies particularly for parts which are relevant to safety, are subject to official regulations or perform sealing functions. The tables should only be utilised where the manufacturer of the screws or elements being connected has made no specifications on the required tightening torques.

FRICTION VALUE μ_{ges} 0,10 AND 0,14

Friction value μ_{ges} 0,10

Shank screws with metric ISO medium threads in accordance with DIN ISO 261

		4.6		5.6		6.8		8.8		10.9		12.9	
μ_{gesk} 0,10	P mm	F_{sp} N	M_A N·m	F_{sp} N	M_A N·m	F_{sp} N	M_A N·m	F_{sp} N	M_A N·m	F_{sp} N	M_A N·m	F_{sp} N	M_A N·m
M 2	0,4	367	0,108	459	0,135	734	0,216	979	0,288	1.376	0,405	1.651	0,486
M 2,5	0,45	610	0,221	763	0,276	1.221	0,441	1.628	0,588	2.289	0,827	2.747	0,993
M 3	0,5	915	0,392	1.144	0,491	1.830	0,785	2.441	1,047	3.432	1,472	4.118	1,766
M 3,5	0,6	1.228	0,617	1.535	0,771	2.456	1,234	3.274	1,645	4.605	2,313	5.526	2,776
M 4	0,7	1.587	0,914	1.983	1,142	3.173	1,827	4.231	2,436	5.950	3,426	7.139	4,111
M 4,5	0,75	2.059	1,325	2.574	1,656	4.118	2,649	5.491	3,532	7.722	4,967	9.266	5,961
M 5	0,8	2.593	1,843	3.242	2,304	5.187	3,686	6.915	4,915	9.725	6,912	11.670	8,294
M 6	1	3.661	3,140	4.576	3,925	7.322	6,280	9.762	8,373	13.728	11,775	16.473	14,130
M 8	1,25	6.713	7,609	8.391	9,511	13.426	15,218	17.901	20,291	25.173	28,534	30.208	34,240
M 10	1,5	10.683	15,06	13.354	18,82	21.366	30,11	28.488	40,15	40.061	56,46	48.073	67,75
M 12	1,75	15.571	26,24	19.463	32,80	31.142	52,48	41.522	69,97	58.390	98,39	70.068	118,07
M 14	2	21.377	41,92	26.721	52,40	42.753	83,83	57.004	111,78	80.162	157,19	96.195	188,62
M 16	2	29.373	64,80	36.717	81,01	58.747	129,61	78.329	172,81	110.150	243,02	132.180	291,62
M 18	2,5	35.742	89,80	44.678	112,25	71.484	179,60	95.312	239,46	134.033	336,75	160.840	404,09
M 20	2,5	45.896	126,57	57.370	158,21	91.792	253,14	122.389	337,52	172.109	474,64	206.531	569,57
M 22	2,5	57.312	172,1	71.640	215,1	114.623	344,2	152.831	459,0	214.919	645,4	257.902	774,5
M 24	3	66.090	218,7	82.612	273,4	132.180	437,4	176.240	583,2	247.837	820,2	297.405	984,2
M 27	3	86.922	319,7	108.653	399,6	173.845	639,3	231.793	852,4	325.959	1.198,7	391.150	1.438,4
M 30	3,5	105.686	434,0	132.107	542,5	211.371	868,0	281.828	1.157,3	396.321	1.627,4	475.585	1.952,9
M 33	3,5	131.646	589,0	164.557	736,3	263.292	1.178,1	351.056	1.570,8	493.672	2.208,9	592.407	2.650,7
M 36	4	154.529	757,7	193.161	947,1	309.057	1.515,4	412.076	2.020,5	579.482	2.841,4	695.379	3.409,6
M 39	4	185.617	978	232.021	1.223	371.233	1.957	494.978	2.609	696.062	3.669	835.275	4.403
M 42	4,5	212.619	1.212	265.774	1.515	425.238	2.424	566.983	3.232	797.321	4.545	956.785	5.454
M 45	4,5	248.834	1.510	311.043	1.888	497.669	3.020	663.559	4.027	933.129	5.663	1.119.755	6.795
M 48	5	279.956	1.819	349.945	2.274	559.912	3.638	746.550	4.850	1.049.836	6.821	1.259.803	8.185
M 52	5	335.711	2.346	419.639	2.932	671.422	4.692	895.229	6.256	1.258.916	8.797	1.510.700	10.557
M 56	5,5	387.206	2.919	484.007	3.649	774.412	5.839	1.032.549	7.785	1.452.022	10.948	1.742.427	13.137
M 60	5,5	452.319	3.632	565.399	4.540	904.639	7.265	1.206.185	9.686	1.696.198	13.621	2.035.438	16.345
M 64	6	511.800	4.392	639.751	5.490	1.023.601	8.784	1.364.801	11.713	1.919.252	16.471	2.303.102	19.765
M 68	6	586.272	5.319	732.840	6.649	1.172.545	10.638	1.563.393	14.184	2.198.521	19.947	2.638.225	23.936
						Shank screws with metric ISO fine-pitch thread in accordance with DIN ISO 261							
M 8	1	7.343	8,10	9.179	10,13	14.687	16,20	19.582	21,60	27.537	30,38	33.045	36,45
M 10	1	12.288	16,57	15.360	20,71	24.576	33,14	32.768	44,19	46.080	62,14	55.297	74,57
M 12	1,5	16.522	27,34	20.653	34,17	33.045	54,68	44.060	72,91	61.959	102,52	74.351	123,03
M 14	1,5	23.624	44,89	29.530	56,11	47.249	89,78	62.998	119,70	88.591	168,33	106.309	202,00
M 16	1,5	31.988	68,63	39.984	85,79	63.975	137,26	85.300	183,01	119.953	257,36	143.944	308,83
M 18	1,5	41.612	99,49	52.015	124,36	83.223	198,98	110.965	265,30	156.044	373,08	187.253	447,70
M 20	1,5	52.497	138,4	65.621	173,0	104.993	276,8	139.991	369,1	196.862	519,0	236.235	622,8
M 22	1,5	64.642	186,3	80.803	232,8	129.284	372,6	172.379	496,7	242.408	698,5	290.890	838,3
M 24	1,5	78.048	244,1	97.560	305,1	156.096	488,1	208.129	650,8	292.681	915,2	351.217	1.098,3

Friction value μ_{ges} 0,14

Shank screws with metric ISO medium threads in accordance with DIN ISO 261

		4.6		5.6		6.8		8.8		10.9		12.9	
μ_{gesk} 0,10	P mm	F_{sp} N	M_A N·m	F_{sp} N	M_A N·m	F_{sp} N	M_A N·m	F_{sp} N	M_A N·m	F_{sp} N	M_A N·m	F_{sp} N	M_A N·m
M 2	0,4	338	0,130	422	0,163	675	0,261	901	0,348	1.267	0,489	1.520	0,587
M 2,5	0,45	563	0,269	703	0,336	1.125	0,537	1.500	0,716	2.110	1,007	2.532	1,209
M 3	0,5	845	0,480	1.056	0,600	1.689	0,961	2.253	1,281	3.168	1,801	3.801	2,161
M 3,5	0,6	1.133	0,754	1.416	0,942	2.266	1,507	3.021	2,009	4.248	2,826	5.098	3,391
M 4	0,7	1.463	1,115	1.829	1,393	2.927	2,229	3.902	2,972	5.487	4,180	6.585	5,016
M 4,5	0,75	1.901	1,621	2.376	2,026	3.801	3,242	5.068	4,323	7.127	6,079	8.553	7,295
M 5	0,8	2.395	2,261	2.994	2,827	4.790	4,523	6.387	6,030	8.982	8,480	10.778	10,176
M 6	1	3.379	3,843	4.224	4,803	6.758	7,685	9.011	10,247	12.671	14,410	15.205	17,292
M 8	1,25	6.202	9,349	7.753	11,686	12.404	18,698	16.539	24,931	23.258	35,059	27.909	42,070
M 10	1,5	9.876	18,54	12.345	23,18	19.752	37,09	26.336	49,45	37.034	69,54	44.441	83,44
M 12	1,75	14.400	32,37	18.000	40,46	28.801	64,74	38.401	86,32	54.001	121,38	64.801	145,66
M 14	2	19.775	51,77	24.719	64,71	39.551	103,54	52.734	138,06	74.158	194,14	88.989	232,97
M 16	2	27.221	80,62	34.027	100,77	54.443	161,24	72.591	214,98	102.080	302,32	122.497	362,78
M 18	2,5	33.078	111,09	41.347	138,86	66.155	222,17	88.207	296,23	124.041	416,58	148.850	499,89
M 20	2,5	42.534	157,46	53.167	196,82	85.067	314,91	113.423	419,88	159.501	590,46	191.401	708,55
M 22	2,5	53.175	215,1	66.469	268,9	106.350	430,2	141.800	573,7	199.406	806,7	239.288	968,0
M 24	3	61.248	272,1	76.560	340,1	122.497	544,2	163.329	725,6	229.681	1.020,3	275.617	1.224,4
M 27	3	80.670	399,9	100.837	499,9	161.339	799,9	215.119	1.066,5	302.512	1.499,7	363.014	1.799,7
M 30	3,5	98.027	541,7	122.533	677,2	196.054	1.083,4	261.405	1.444,6	367.600	2.031,5	441.120	2.437,7
M 33	3,5	122.241	738,5	152.801	923,2	244.482	1.477,1	325.976	1.969,4	458.404	2.769,5	550.084	3.323,4
M 36	4	143.413	948,0	179.266	1.185,0	286.826	1.896,0	382.434	2.528,0	537.798	3.555,0	645.358	4.265,9
M 39	4	172.420	1.229	215.525	1.536	344.839	2.457	459.786	3.276	646.574	4.607	775.888	5.529
M 42	4,5	197.407	1.519	246.758	1.899	394.813	3.038	526.417	4.050	740.275	5.696	888.329	6.835
M 45	4,5	231.206	1.898	289.007	2.373	462.412	3.796	616.549	5.062	867.022	7.118	1.040.426	8.541
M 48	5	260.008	2.282	325.010	2.853	520.015	4.565	693.354	6.086	975.029	8.559	1.170.035	10.211
M 52	5	312.056	2.954	390.070	3.692	624.112	5.907	832.149	7.876	1.170.209	11.076	1.404.251	13.292
M 56	5,5	359.843	3.672	449.804	4.591	719.686	7.345	959.581	9.793	1.349.411	13.772	1.619.293	16.526
M 60	5,5	420.651	4.582	525.813	5.728	841.301	9.164	1.121.735	12.219	1.577.440	17.183	1.892.928	20.619
M 64	6	475.860	5.536	594.825	6.920	951.720	11.071	1.268.960	14.762	1.784.476	20.759	2.141.371	24.911
M 68	6	545.427	6.720	681.784	8.400	1.090.855	13.440	1.454.473	17.919	2.045.353	25.199	2.454.423	30.239
						Shank screws with metric ISO fine-pitch thread in accordance with DIN ISO 261							
M 8	1	6.805	10,08	8.507	12,60	13.611	20,15	18.148	26,87	25.520	37,79	30.624	45,35
M 10	1	11.418	20,83	14.272	26,04	22.835	41,66	30.447	55,55	42.816	78,11	51.379	93,73
M 12	1,5	15.312	34,01	19.140	42,51	30.624	68,02	40.832	90,69	57.420	127,54	68.904	153,05
M 14	1,5	21.934	56,25	27.418	70,32	43.868	112,51	58.491	150,01	82.253	210,96	98.703	253,15
M 16	1,5	29.741	86,50	37.177	108,12	59.483	172,99	79.310	230,66	111.530	324,36	133.836	389,23
M 18	1,5	38.733	125,95	48.417	157,44	77.467	251,91	103.289	335,88	145.250	472,33	174.300	566,80
M 20	1,5	48.910	175,9	61.138	219,8	97.820	351,7	130.427	468,9	183.413	659,4	220.096	791,3
M 22	1,5	60.272	237,4	75.340	296,8	120.543	474,8	160.724	633,1	226.019	890,3	271.223	1.068,3
M 24	1,5	72.818	311,8	91.022	389,8	145.635	623,7	194.180	831,6	273.066	1.169,4	327.680	1.403,3

FRICTION VALUE μ_{ges} 0,16

Friction value μ_{ges} 0,16

Shank screws with metric ISO medium threads in accordance with DIN ISO 261

		4.6		5.6		6.8		8.8		10.9		12.9	
	P	F_{sp}	M_A	F_{sp}	M_A	F_{sp}	M_A	F_{sp}	M_A	F_{sp}	M_A	F_{sp}	M_A
0,16	mm	N	N·m	N	N·m	N	N·m	N	N·m	N	N·m	N	N·m
M 2	0,4	324	0,140	405	0,175	647	0,280	863	0,373	1.214	0,525	1.456	0,630
M 2,5	0,45	539	0,289	674	0,361	1.079	0,578	1.439	0,770	2.023	1,083	2.428	1,300
M 3	0,5	810	0,517	1.013	0,647	1.620	1,035	2.161	1,380	3.038	1,940	3.646	2,328
M 3,5	0,6	1.086	0,811	1.358	1,014	2.173	1,622	2.897	2,163	4.074	3,042	4.889	3,650
M 4	0,7	1.403	1,199	1.754	1,499	2.806	2,398	3.742	3,198	5.262	4,497	6.314	5,396
M 4,5	0,75	1.823	1,746	2.279	2,182	3.646	3,492	4.861	4,656	6.836	6,547	8.204	7,857
M 5	0,8	2.298	2,438	2.872	3,047	4.596	4,875	6.127	6,500	8.617	9,141	10.340	10,969
M 6	1	3.241	4,139	4.051	5,173	6.482	8,277	8.643	11,036	12.154	15,520	14.584	18,623
M 8	1,25	5.951	10,083	7.438	12,603	11.901	20,165	15.868	26,887	22.315	37,809	26.778	45,371
M 10	1,5	9.477	20,01	11.847	25,02	18.955	40,03	25.273	53,37	35.540	75,05	42.648	90,06
M 12	1,75	13.821	34,96	17.277	43,69	27.642	69,91	36.857	93,22	51.830	131,08	62.195	157,30
M 14	2	18.982	55,93	23.728	69,91	37.964	111,86	50.619	149,15	71.183	209,74	85.419	251,69
M 16	2	26.145	87,30	32.682	109,13	52.291	174,61	69.721	232,81	98.045	327,39	117.654	392,87
M 18	2,5	31.755	120,08	39.694	150,10	63.510	240,15	84.680	320,20	119.081	450,29	142.897	540,34
M 20	2,5	40.852	170,52	51.065	213,14	81.704	341,03	108.939	454,71	153.195	639,43	183.834	767,32
M 22	2,5	51.093	233,3	63.867	291,7	102.187	466,6	136.249	622,2	191.600	875,0	229.921	1.050,0
M 24	3	58.827	294,7	73.534	368,3	117.654	589,3	156.872	785,7	220.601	1.104,9	264.721	1.325,9
M 27	3	77.519	433,9	96.899	542,4	155.038	867,9	206.717	1.157,2	290.696	1.627,2	348.835	1.952,7
M 30	3,5	94.179	587,3	117.724	734,2	188.358	1.174,6	251.144	1.566,2	353.172	2.202,5	423.806	2.642,9
M 33	3,5	117.488	801,9	146.860	1.002,3	234.977	1.603,8	313.302	2.138,3	440.581	3.007,0	528.697	3.608,5
M 36	4	137.811	1.028,6	172.264	1.285,7	275.623	2.057,2	367.497	2.742,9	516.793	3.857,2	620.152	4.628,6
M 39	4	165.738	1.335	207.172	1.668	331.475	2.669	441.967	3.559	621.516	5.005	745.819	6.006
M 42	4,5	189.724	1.649	237.155	2.061	379.448	3.298	505.930	4.397	711.465	6.183	853.758	7.420
M 45	4,5	222.267	2.063	277.834	2.578	444.534	4.125	592.712	5.500	833.501	7.735	1.000.201	9.282
M 48	5	249.916	2.479	312.395	3.099	499.833	4.958	666.444	6.610	937.186	9.296	1.124.624	11.155
M 52	5	300.035	3.212	375.043	4.014	600.069	6.423	800.093	8.564	1.125.130	12.043	1.350.156	14.452
M 56	5,5	345.954	3.992	432.442	4.990	691.908	7.984	922.544	10.645	1.297.327	14.969	1.556.793	17.963
M 60	5,5	404.516	4.985	505.645	6.232	809.031	9.970	1.078.709	13.294	1.516.934	18.695	1.820.321	22.433
M 64	6	457.571	6.021	571.964	7.526	915.142	12.042	1.220.189	16.056	1.715.891	22.579	2.059.069	27.095
M 68	6	524.576	7.315	655.720	9.143	1.049.152	14.629	1.398.869	19.506	1.967.160	27.430	2.360.592	32.916

Shank screws with metric ISO fine-pitch thread in accordance with DIN ISO 261

M 8	1	6.536	10,91	8.170	13,64	13.073	21,83	17.430	29,10	24.511	40,92	29.413	49,11
M 10	1	10.976	22,64	13.720	28,29	21.952	45,27	29.270	60,36	41.161	84,88	49.393	101,86
M 12	1,5	14.707	36,83	18.383	46,04	29.413	73,66	39.218	98,22	55.150	138,12	66.180	165,74
M 14	1,5	21.080	61,07	26.351	76,34	42.161	122,14	56.214	162,86	79.052	229,02	94.862	274,82
M 16	1,5	28.598	94,08	35.748	117,60	57.196	188,16	76.262	250,88	107.243	352,80	128.692	423,35
M 18	1,5	37.260	137,20	46.575	171,50	74.519	274,40	99.359	365,87	139.724	514,51	167.669	617,41
M 20	1,5	47.065	191,8	58.831	239,7	94.130	383,6	125.506	511,4	176.494	719,2	211.792	863,0
M 22	1,5	58.014	259,2	72.517	324,0	116.027	518,4	154.703	691,2	217.551	971,9	261.062	1.166,3
M 24	1,5	70.106	340,7	87.632	425,9	140.212	681,5	186.949	908,6	262.897	1.277,7	315.477	1.533,3

Specifications given without warranty.

Legend

μ_{ges} = Average friction value for thread and underhead seat

P = Pitch of the thread

F_{sp} = Axial pre-tension force in the screw for 90% utilisalion of the screw yield point (determined in accordance with the shape-changing-energy hypothesis)

M_A = Tightening torque during installation

Important remarks

Please make sure to read our information relating to the guideline values of the thread friction values on page 640. Taking into consideration the friction values, the above-specified table values only apply for headless screws (expanding screws generally require lower tightening values). The effective friction diameter in the screw underhead seat was defined as 1.3 x external thread diameter.
For this reason, it is only possible to use them in the case of normal shank screws, generally hexagon-headed and cylindrical-head screws (e.g. DIN EN ISO 4014, 4017, 4764, DIN 7984). When screws of high strengths (8.8 to 12.9) and tensed parts made of "soft" construction materials are used, a verification of the interfacial pressure under the screw head is strongly recommended.

- Weight (total)
- Weight (total)
- Weight hammer head
- Length (total)
- Length (total)
- Length (total)
- Length (total)
- Length of blade
- Length of blade
- Length of shaft / handle
- Length of point / blade
- Diameter (also dia. of head, of shaft, of points)
- Diameter
- Diameter of hole (external)
- Diameter of hole (internal)
- Width across flats (Nominal Width)
- Width across flats (Nominal Width)
- Width across flats (Nominal Width)
- Width across flats (Nominal Width)
- Width across flats (Nominal Width)
- Width across flats (Nominal Width)
- Width across flats (Nominal Width)
- Width across flats (Nominal Width)
- Width across flats (Nominal Width)
- Thread size, connection thread
- Screw dimension (type of thread)
- Ratchet used
- Ratchet used
- Ratchet used
- Ratchet used
- Ratchet used

- Square drive (external)
- Square drive (external)
- Square drive (internal)
- Square drive (internal)
- Hexagon drive (external)
- Hexagon drive (external)
- Hexagon drive (internal)
- Hexagon drive (internal)
- Puller
- Clamping spread
- Clamping reach
- Size of spindle
- Hydraulic spindle
- Throat depth
- Opening capacity
- Drive sections
- Slotted
- Cross-slotted PH
- Cruciform PZ
- Internal square
- Hexagon internal
- Internal hexagon with tamper proof hole
- External hexagon
- Bi-hexagon external

- Unit Drive hexagon
- Unit Drive bi-hexagon
- Unit Drive
- Hexagon
- Bi-hexagon
- Internal-TORX®
- Internal TORX® with pilot
- TORX PLUS®
- External TORX®
- Internal serrations XZN
- Multi-spline RIBE®
- Female three-square
- TORQ-SET®
- Tri-Wing®
- Cutting edge thickness
- Jaw width / tape width
- Head width
- VDE Test Symbol (Tool)
- Test Symbol (Protective equipment)
- For working in voltage areas up to 1000 V
- Wire rope
- Jaws, angled 45°
- Flat jaws
- Flat-round jaws
- Round jaws
- Straight jaws
- Flat-round jaws
- Round jaws

GEDORE iNDIVIDUAL

Customised for you!

Individual – precise – customised – flexible – right on!

iRAL

- Individual product design
- All RAL colour tints can be produced



iMOD

- Foam configurator
- Bespoke tool modules
- Two-colour check tool inserts
- Individual tool set for each insert



iSIZE

- Extra-size tools
- Mini batches: Production as of 1 item
- Special-purpose tools



- Cutting edge with bevel
- Cutting edge without bevel
- Straight jaws
- Angled jaws 45°
- Angled jaws 90°
- Internal retaining rings
- External retaining rings
- EPA / ESD, electrostatic discharge
- Electronic
- File profile flat
- File profile three-edged
- File profile round
- File profile half-round
- File profile square
- Blade / Cutting edge width
- Blade thickness
- Gear ratio
- Output torque (max. N·m)
- Input torque (max. N·m)
- Scale divisions
- Single square drive
- Double square drive
- Drive connector
- Spigot-end drive
- in cardboard or plastic packaging
- in sheet metal box
- Set in sheet metal or plastic box
- Head width
- Distance, hole to edge
- GS Seal of tested quality
- magnetic
- Radius

- Drawer
- Door
- Shelf
- Pivoting angle
- Angle
- Weld-on end fitting
- End fitting with hexagon wrench
- Open end fitting
- Flared end fitting
- Ring end fitting
- End fitting with square head
- Bit holder end fitting
- Ratchet end fitting
- Anti-wind-up-ratchet
- Factory certificate
- Visual display digital
- RS 232 interface
- Bi-directional tightening
- Audible reaction (click)
- Mechanical torque multiplier
- Integrated electronic hardware
- DREMOMETER MINI-F operable w/o inaccuracies
- 1% Tolerance
- 3% Tolerance
- 4% Tolerance
- 6% Tolerance
- Extension with release
- Release head
- Click Tools
- Slipping Tools
- Breaking Tools
- Central locking
- Cylinder lock

- Cylinder lock with folding key
- Total brake
- Length/crosswide dividers
- Individual blocking
- Thickness of workplate
- Multi fitting key
- Magnetic lifting power
- Stepped key
- Head height
- Head diameter
- Friction ratchet
- Sliding T bar
- Extension
- Universal joint
- Driving handle
- Adaptor
- Handle
- Head
- Dimension shaft
- Dimension head/striking face
- Type of jaw
- POWER PLIERS
- Tip diameter
- Tip diameter
- Spread range
- new
- Safety symbols

iCOAT

› Specific surface treatments possible
› e.g. colour anodising and much more



iFORGE

› High-quality forgings based on your requirements
› Special-purpose tools



iCHECK

› Special electronic product programming
› Determining/implementing individual maintenance intervals (calibration/services)



A

Accessories ... 635
Accessories for socket wrenches 1/2" ... 101, 109
Adaptor ... 124, 255
Adaptor pieces ... 255, 257
Adaptor set 1/4" - 3/4" ... 175
Adjustable spanner ... 138, 139, 140
Adjustable wrench ... 140, 572
Aluminium prybar ... 531
Aluminium reversible ratchet 1/2" ... 206
Aluminium reversible ratchet 3/8" ... 181
Angle benders no. 280 ... 634
Angled combination pliers ... 370
Anti-freeze tester ... 546
Anti-slip mat ... 25, 35
Applications of the GEDORE pipe cutters ... 598
Arc punch ... 560
Attention! ... 383
Automatic centre punch ... 526
Automobile workshop set ... 491

B

Balance weight pliers ... 536
Ball bearing extractor ... 475
Ball bearing extractor PLUS ... 473
Ball bearing extractor set ... 60, 474, 475
Ball joint puller ... 485
Ball joint puller 1.73 ... 485
Base plate ... 37
Basic housing ... 315
Basic tool assortment in tool case ... 83
Basic tool set ... 68
Basic tool set 1/4" for motorbikes ... 164, 165
Basin wrench ... 610
Battery-terminal puller ... 456
Bending bar ... 530
Bending former ... 619, 620, 622, 623
Bending sets ... 629
Bending tool ... 530
Bending tool set ... 625, 626
Bending tools ... 624, 626, 628, 635
Bent nose telephone pliers ... 377
Bit adaptor ... 124
Bit adaptor 1/4" ... 255
Bit holder ... 255
Bit holder long ... 255
Bit reversible ratchet 1/4" ... 254
Bit reversible ratchet 5/16" ... 257
Bit screwdriver ... 254
Bit screwdriver 1/4" ... 254
Bit set 1/4" ... 253
BLACK DOUBLE OPEN ENDED SPANNERS and BLACK SPANNERS ... 137
Blacksmith's tongs ... 420, 521
Bodywork file ... 547
Bodywork lever ... 548
Bodywork spoon ... 548
Bodywork tool set ... 550
Bolt Cutter ... 380, 419, 420
Bolt extractor ... 558
Bolt extractor set ... 557
Bowden cable cutter/Wire rope cutter ... 380
Brake caliper brush ... 537
Brake caliper file ... 537
Brake spring pliers ... 537
Breaking torque wrench TBN ... 308
Brick cutting chisel ... 523
Bricklayer's chisel ... 523, 524
Bricklayer's hammer ... 513
Builder's hatchet ... 513

C

Cable cutter ... 580
Cable end-sleeve pliers ... 392
Cable knife ... 562, 563
Cable shears ... 381, 579
Cable splitting wedge ... 594
Calibrating tool ... 603
Caliper face spanner ... 151
Car light tester ... 542
Carbide scriber ... 529, 556
Care regulation ... 383
Carpenter's hammer ... 513
Carpenter's hammer with magnet ... 513
Cartridge spanner ... 486
Centre punch ... 526
Chain grip wrench ... 410, 453
Chain pipe cutter ... 546
Chain pipe wrench ... 417
Chain pipe wrench BOSS ... 417
Changing of the crimping inserts ... 395
Chisel and punch set ... 528
Chisel holder empty ... 39
Chisel set ... 58, 103, 111
Circlip pliers ... 103, 111
Circlip pliers for external retaining rings ... 400, 401, 402, 405
Circlip pliers for internal retaining rings ... 403, 404, 405
Clamping yoke ... 464
Claw gripper ... 543
Club hammer ... 508, 509

Club hammer ROTBAND-PLUS ... 508
Cold chisel hammer ... 521
Combination hammer KOMBI-PLUS R ... 517
Combination holding tool ... 151
Combination pliers ... 371
Combination ratchet spanner ... 123
Combination ratchet spanner set ... 99, 106, 107, 124
Combination ratchet spanner set, reversible ... 124
Combination spanner set ... 58, 98, 99, 105, 106, 113, 128
Combination spanner sets ... 126
Combination Spanners ... 125, 126, 127, 128
Combination stepped key ... 611
Combination swivel head wrench ... 145
Concrete mesh and bolt cutter ... 420
Connector pliers ... 418
Construction ratchet ... 232
Contact file ... 552
Convertor 1.1/2" to 2.1/2" ... 249
Convertor 1" to 1.1/2" ... 247
Convertor 1/2" to 3/4" ... 217, 240
Convertor 1/4" to 3/8" ... 174
Convertor 3/4" to 1" ... 225, 243
Convertor 3/8" to 1/2" ... 191, 235
Copper hammer ... 520
Copper hammer ROTBAND-PLUS ... 520
Corner valve socket wrench ... 609
Counter-support brace ... 481
Coupler 1" ... 229
Coupler 1/2" ... 217
Coupler 1/4" ... 174
Coupler 3/4" ... 225, 291, 295
Coupler 3/8" ... 191
Craftsman scissors ... 564
Cranked Allen socket screwdriver for multi-point screws XZN ... 361
Cranked screwdriver ... 363
Cranked socket key ... 361, 362, 363
Cranked socket key set ... 361, 362
Cranked socket key with 2C-T-handle ... 355
Creeper ... 551
Crimp wrench ... 393, 394
Crimping pliers set AUTOMOTIVE ... 398
Crimping pliers set DATA COM ... 398
Crimping pliers set ELECTRONIC ... 398
Crimping pliers set INDUSTRIAL ... 398
Crimping pliers set starter ... 399
Cross tweezers ... 556
Cross-cut chisel ... 525
Crosswise divider ... 35
Crowbar ... 531
Crowfoot Spanners ... 144
CT Modules 2005 CT for XL volume drawers ... 112
Curved bearing scraper (Long scraper) ... 559
Cutting range of the link pipe cutter no. 210015 ... 598
Cylinder liner puller ... 482

D

De-solder tool ... 391
Deburrer ... 552
Deep ring spanner ... 143
Digital measuring calliper ... 555
Dismantling and assembly fork ... 487
Distance module 1/3 empty ... 104
Distance module empty ... 104, 105
Distance module with small boxes ... 104
Divider set ... 45
Double ended midget spanner ... 136
Double ended midget spanner set ... 136
Double ended ring spanner ... 131
Double ended ring spanner set ... 131
Double Ended Ring Spanners ... 130
Double ended socket wrench ... 147
Double ended socket wrench set ... 114, 147
Double flaring tool set ... 608
Double open ended spanner ... 134, 135, 137
Double open ended spanner set ... 135
Double ring ratchet spanner ... 129
Drain plug wrench ... 537
DREMOPLUS ALU Family 2: DVI-20L/Z and DVI-28L/Z ... 338
DREMOPLUS ALU Family 3: DVV-13Z ... 340
Drift punch ... 526
Drift punch set ... 528
Drill holster ... 565
Drill-bit holder ... 38
Drive shaft puller ... 486
Driving handle ... 254
Driving handle 1/4" ... 173
Duo pouch ... 566

E

Eccentric angle bender ... 635
Elbow pipe wrench ECK-SCHWEDE® ... 413
Electricians tool case ... 71
Electricians' chisel ... 524
Electricians' pouch ... 566
Electricians' side cutter ... 373
Electricians' splitting chisel ... 524
Electronic diagonal cutter ... 386, 388
Electronic end cutting nipper ... 386
Electronic mini diagonal cutter ... 386
Electronic Pliers ... 383

Electronic pliers set ... 383
Electronic screwdriver ... 352
Electronic screwdriver set ... 353
Electronic side cutter carbide ... 385, 386
Electronic torque tester DREMOTEST E ... 314
Electronic torque wrench E-torc ... 312
Electronic torque wrench TorcoTronic III ... 313
Electronic torsion test device ... 315
Embossing hammer ... 549
End cutting nipper POWER ... 375
End fitting in-hex ... 319
Engineer's ball pein hammer with ball ... 507
Engineers' hammer ... 505, 506
Engineers' hammer ROTBAND-PLUS ... 503
Extension 1" ... 229, 247
Extension 1/2" ... 216, 217, 240
Extension 1/4" ... 173, 174, 233
Extension 3/4" ... 224, 243
Extension 3/8" ... 190, 235
Extension cable ... 633
Extension for 1.51/10 + 11 ... 468
Extension for hydraulic spindle ... 451
Extension kit ... 598
Extension rod ... 471
Extension tubes ALU for DREMOMETER A - CD ... 281
Extension tubes for DREMOMETER E - F ... 281
Extractor ... 473

F

Fan puller ... 459, 460, 463
Features Material ... 478
Features Torque wrench with slave pointer Type 83 ... 310
Feeler gauge set, fan pattern ... 554
Figure snips ... 561
File brush ... 553
Fine needle nose electronic pliers ... 387
Fixed square head ... 319, 320
Flange separators ... 489
Flare nut spanner, open ... 133
Flared end fitting ... 318
Flaring tool boerdex ... 606
Flaring tool set boerdex ... 607
Flat cold chisel ... 522
Flat nose electronic pliers ... 388
Flat nose pliers ... 376
Flat ring spanner ... 132
Flat ring spanner set ... 132
Flat round face hammer ... 548
Flat scraper ... 559
Flexible extension 1/4" ... 174
Flexible milled file blades ... 547
Folding rule ... 556
Folding workbench ... 34
for scrapers ... 559
Four-way wheel wrench ... 534
Friction ratchet handle without insert ring ... 231
Friction type ratchet ... 230
Function Recoilless hammer ... 515
Function TORCOFIX K ... 295

G

Gasket scraper ... 559
GEDORE ... 380
GEDORE i-BOXX® 72 ... 62
GEDORE i-BOXX® Rack active ... 62
GEDORE Insetbox i3 ... 62
GEDORE L-BOXX® 136 with assortment Electrician ... 54
GEDORE L-BOXX® 136 with assortment Installation ... 55
GEDORE L-BOXX® 136 with assortment Mechanic ... 54
GEDORE L-BOXX® 136 with easy carry handle ... 62
GEDORE L-BOXX® Mini ... 63
GEDORE L-BOXX® Roller ... 62
GEDORE safety "extra" ... 408
GEDORE spindles 450
Glaziers hammer ... 514
Grey cast iron bending former up to 90° ... 633
Grip wrench ... 407, 408
Grip wrench for glueing ... 409
Grip wrench set ... 103
Grip wrench, long jaws ... 409
Grooving chisel ... 525
GuStaV The world's safest hammer ... 510

H

2C-T-Handle ... 354
Hacksaw ... 553, 595
Half-moon ring spanner ... 133
Half-round blunt file ... 552
Hammer holder with metal hooks ... 565
Hand file ... 552
Hand ratchet 1/4" ... 168
Hand-operated impact driver 1/2" ... 250
Hand-operated impact driver set 1/2" ... 250
Handle types ... 505
Hard metal tip flat scraper ... 559
Heavy-duty belt set ... 566
Heavy-duty belt with cushion ... 565
Heavy-duty cable stripping tool ... 391
Helving - made easy ... 504
Hexagon Allen key ... 356, 357, 358, 359, 360
Hexagon Allen key set ... 115, 356, 357, 358, 359, 360, 361
Hexagon Allen key with 2C-T-handle ... 354, 355

Hexagon socket key set ... 101, 110
High-speed pipe wrench ... 414
High-speed swivel disc ... 217
Hobby saw ... 553
Holder ... 40
Hole cutting snips ... 561
Hook wrench ... 150, 151
Hose clamp pliers ... 540, 541
Hose clamp pliers CLIC ... 541
Hot chisel hammer ... 521
Hydraulic cylinder ... 468
Hydraulic hand pump ... 467
Hydraulic implements ... 467, 468
Hydraulic oil ... 633
Hydraulic press ... 451
Hydraulic pressure spindle ... 451A

I

Ideal pattern snips ... 561
Impact driver set ... 101, 110
Impact screwdriver bit socket 1" ... 247
Impact screwdriver bit socket 1/2" ... 238, 239
Impact screwdriver bit socket 3/4" ... 243
Impact socket 1.1/2" ... 248
Impact socket 1" ... 246
Impact socket 1" with Impact-Fix lock ... 245
Impact socket 1/2" ... 236, 237, 238, 239
Impact socket 1/2" with protective sleeve ... 238
Impact socket 1/4" ... 233
Impact socket 2.1/2" ... 249
Impact socket 3/4" ... 242
Impact socket 3/4" with Impact-Fix lock ... 241
Impact socket 3/8" ... 234
Impact socket set 1/2" ... 236
Impact socket set 3/4" for trucks ... 241
Impact-Fix Lock ... 244
Industrial knife ... 562
Industrial pulling set ... 494
Industrial pulling set with leg brake ... 494
Industrial scissors professional ... 564
Insert ring for friction ratchet ... 231
Inspection mirror ... 555
Installation pliers ... 546
Installation tripod, pivotable ... 633
Installation wrench ... 609
Insulating tape ... 595
Insulating varnish stripper ... 391
Internal extractor ... 478, 479, 480
Internal extractor overview ... 478
Internal extractor set ... 57, 478, 482, 483
Internal knife ... 595

J

Joiners' hammer ... 507

K

Key file set ... 552
Knee pads, pair ... 567
Kneeling board ... 551
KOMBI-PLUS R ... 517

L

L-BOXX® Mini ... 63
L-handle 1/2" ... 215
L-handle 3/8" ... 190
Lead hammer ... 520
Lengthwise divider ... 35, 114
Letter and number punches ... 551
Lever-action end cutting nipper ... 375
Lever-action side cutter ... 375
Lid tool board ... 62
Light metal hammer ... 520
Lightweight power pack with 100% performance! ... 206
Link pipe cutter ... 598
Locking system ... 45
Long nose electronic pliers ... 387

M

Machine holder for battery screwdriver ... 38
Machine workbench clamp ... 409
Machine- or hand-operated... ... 244
Magazine handle screwdriver ... 254
Magnetic lifter ... 543
Magnetizer and demagnetizer ... 363
Manual bending tool set ... 619, 620, 621, 622, 623
max. bending capacities ... 634
Mechanic's tool assortment ... 76, 86, 87
Mechanics pliers ... 379, 415
Mini magnetic lifter ... 543
Miniature electronic diagonal end cutting nippers ... 389
Miniature electronic flat nose pliers ... 390
Miniature electronic needle nose pliers ... 390
Miniature electronic side cutter ... 384, 385, 389, 390
Miniature electronic wire stripping pliers ... 390
Miniature pipe cutter MINI-QUICK ... 603
Miniature pipe cutter MINI-QUICK niro ... 601
Mobile tool case ... 51
Mobile workbench ... 26, 28, 31, 33
Mobile workbench extra width ... 27, 30
Modular crimp wrench ... 395
Module assortment large ... 94
Module assortment middle ... 93

Module assortment small ... 92
Module insert ... 396, 397
Module Systems - Flexibility with flair ... 327
Multi fitting key ELECTRO ... 150
Multi fitting key UNIVERSAL ... 150
Multi fitting Master Key Unit ... 150
Multi-use cable knife ... 595
Multiple pliers ... 378
Mushroom head DREMASTER® DMK ... 291
Mushroom head TORCOFIX K ... 295

N

Needle nose electronic pliers ... 387
NH-Fuse insertion glove with sleeve ... 593
Nut driver set ... 115
Nut driver with 2C-T-handle ... 356
Nut driver with 3C-handle ... 347
Nut splitter ... 489
Nut splitter set ... 489
Nylon hammer ... 518
Nylon spare head ... 518

O

OFFSET ... 130
Offsetting pliers with punch ... 550
Oil can ... 537
Oil filter hook ... 486
Open end fitting ... 317, 320, 321
Open ended slogging spanner ... 143
Open ended spanner set ... 98, 106
Overview Contents Hook Assortments 1500 HS ... 40

P

Pair of spare knives ... 382, 581
Paper roll holder ... 37
Parallel jaw grip wrench ... 409
Parallel vice ... 554
Paring chisel ... 525
Parts ... 474, 607, 608, 619, 620, 622, 623, 626
Paving hammer square ... 514
Pelican pattern snips ... 561
Pin punch ... 527
Pin punch set ... 528
Pin punch set ... 527, 528
Pincer ... 375
Pipe bending machine ... 627, 628, 629
Pipe bending machine 1" - 4" ... 633
Pipe bending machine 3/8" - 1.1/4" ... 630
Pipe bending machine 3/8" - 2" ... 631
Pipe bending machine 3/8" - 3" ... 632
Pipe bending machines 256-261 ... 630
Pipe bending pliers ... 618
Pipe cutter ... 600, 602, 604
Pipe cutter QUICK AUTOMATIC ... 602
Pipe cutter QUICK AUTOMATIC niro ... 600
Pipe cutter TUBEX ... 599
Pipe deburring reamer ... 601, 603
Pipe shears ... 605
Pipe wrench ... 413, 414
Pipe wrench ECK-SCHWEDE-snap® ... 412
Piston ring compressor ... 540
Piston ring pliers ... 540
Planishing / grooving hammer ... 549
Planishing hammer ... 548
Planishing hand anvils ... 547
Plastic cassettes empty for DREMOMETER MINI + AM ... 327
Plastic hammer ... 518
Plastic ratchet 1/2" ... 207
Plastic spare head ... 518
Pliers for external retaining rings ... 405
Pliers for valve seals ... 539
Pliers set ... 102, 111, 399, 421, 422, 423
Pliers/screwdriver assortment ... 59
Plumber's wrench ... 611
Pocket knife ... 562
Pocket vernier calliper ... 555
Point chisel ... 524
Point pein hammer ... 549
Polyamide spare head (piece) ... 516
Polyamide spare head (piece) KOMBI-PLUS R ... 517
Power combination pliers ... 372
Power side cutter ... 373, 374
POWERFUL ... 142
Precision crimp wrench ... 393
Precision mechanics ... 103, 111
Precision stripping tool ... 392
Precision tweezers ... 556
Precision tweezers ESD ... 556
Professional plastic bearing installation set ... 453
Profi-key universal ... 150
Profile-section grip wrench ... 410
Protective hand guard ... 522
Prybar ... 530, 531
Prybar set ... 531
Puller ... 455, 457, 458, 459, 460, 462, 462, 464, 465, 466, 469
Puller set ... 103, 434, 435, 439, 440, 445, 446, 491

Puller set internal/external 56, 436
Puller TWIST + PULL 454
Puller with sliding hammer 463
Pulling flange 486, 487
Pulling leg 455, 456, 457, 459, 460, 461
Pulling set for construction machines 494
Punch hammer 521
Punch pliers 550

Q

Quick-release puller 438, 442

R

Radiator valve spanner 611
Ratchet handle with coupler 1" 227
Ratchet handle with coupler 1/2" 207
Ratchet handle with coupler 1/4" 168
Ratchet handle with coupler 3/4" 221
Ratchet handle with coupler 3/8" 182
Ratchet head 319, 321
Ratchet head DREMOMETER 281
Ratchet heads DREMOMETER 754 281
Ratchet pipe cutter niro 546
Ratchet with T-handle 1/4" 168
Ratchet with T-handle 3/8" 182
Rear panel 25, 34
Rear panel board 25, 34
Recoilless hammer 516
Rectangular bit holder 323, 326
Rectangular fixed square head 323, 326
Rectangular flared end fitting 322
Rectangular handle SE 324
Rectangular open end fitting 322, 325
Rectangular reversible ratchet head 323, 326
Rectangular ring end fitting 322, 325
Rectangular ring ratchet spanner, reversible 324
Rectangular weld-on fitting 324, 326
Reducer 1.1/2" to 1" 248
Reducer 1" to 3/4" 229, 247
Reducer 1/2" to 3/8" 217, 240
Reducer 2.1/2" to 1.1/2" 249
Reducer 3/4" to 1/2" 225, 243
Reducer 3/8" to 1/4" 191, 235
Retaining clip for nuts 151
Reversible lever change ratchet 232
Reversible ratchet 1" 227
Reversible ratchet 1/2" 204, 205, 206
Reversible ratchet 1/4" 168
Reversible ratchet 3/4" 221
Reversible ratchet 3/8" 181
Ring end fitting 318, 320, 321
Ring slogging spanner 142
Ring slogging spanner deep offset 143
Ring spanner set 59, 98, 105
Ring spanner set, short pattern 98, 105
Rivet setter 529
Rivetting setter 529
Rivetting snap die 529
Roll-cover 566
Roller skids, pair 45
Round file 552
Round holder 38
Round nose electronic pliers 388
Round nose pliers 376, 377
Rubber mallet 519

S

3C-Screwdriver 345, 346, 347
3C-Screwdriver set 348, 349
3C-Screwdriver with striking cap 350
S-BOXX® W3 45
Safety coil spring compressor 488
Safety cover size 1 453
Safety Note! 383, 545
Safety notes Pullers 495
Safety ring and safety pin 233, 235, 240, 243, 247, 249
Safety-relevant 485
Sanitary tool assortment PROFI 81
Sanitary tool assortment STARTER 80
Scaling hammer 514, 515
Scaling hammer ROTBAND-PLUS 514
Scraper 563
Screw extractor 557
Screw extractor set 557
Screwdiver set 102, 110
Screwdriver 351
Screwdriver bit 1/4" 253
Screwdriver bit 1/4", Value pack 251, 252, 253
Screwdriver bit 5/16" 256, 257
Screwdriver bit socket 1" 228
Screwdriver bit socket 1/2" 211, 212, 213, 214
Screwdriver bit socket 1/4" 171, 172
Screwdriver bit socket 3/4" 223
Screwdriver bit socket 3/8" 186, 187, 188
Screwdriver bit socket set 1/2" 100, 101, 109, 115, 195, 198, 199, 200, 201
Screwdriver bit socket set 1/2" + 1/4" 200
Screwdriver bit socket set 1/4" 160, 161
Screwdriver bit socket set 3/8" 179
Screwdriver bit socket set 3/8" 100, 108

Screwdriver bit socket set 3/8" + 1/4" 179
Screwdriver MaVo 576
Screwdriver set 102, 114, 115, 351
Scriber 556
Seaming pliers 418
Separator 471
Separator and puller set 57, 472
Separator puller 470
Set combination swivel head wrenches 99, 107
Set impact sockets 1/2" 101
Set of arc punches 560
Set of circlip pliers 424, 425
Set of internal and external extractors 483, 495
Set of open flare nut spanners 98, 105
Set of pulling legs 476
Set of rivetting setters and snap dies 529
Set of spares 414
Set of spares for wire rope cutter 380
Set of spark plug sockets 3/8" 545
Set of threaded inserts 490
Setting punch 530
Shears set 605
Sheet metal case empty for DREMOMETER A-F 327
Shelf 39
Side cutter 373
Single ended ring spanner 141
SK = socket short 203
SK Ratchet and sockets 203
Sledge hammer 510, 512
Sledge hammer ROTBAND-PLUS 511
Sliding hammer 481
Sliding T bar 1" 229
Sliding T bar 1/2" 215
Sliding T bar 1/4" 173
Sliding T bar 3/4" 224
Sliding T bar 3/8" 189
Sliding T bar with release 1/2" 216
Sliding T bar with release 3/8" 189
SLIM DRIVE 576
SLIM LINE 127
Small saw for metal 553
Small saw for metal PUK 553
Small universal scissors 564
Smoothing hammer 549
Socket 1" 228
Socket 1/2" 204, 208, 209, 210
Socket 1/4" 169, 170
Socket 3/4" 222, 223
Socket 3/8" 183, 184, 185
Socket holder 39, 255
Socket set 1" 226
Socket set 1/2" 58, 59, 100, 109, 112, 115, 192, 193, 194, 195, 196, 197, 198, 199, 201, 202, 203
Socket set 1/2", hexagon 100, 108
Socket set 1/2", UD profile 100, 108
Socket set 1/4" 58, 59, 99, 107, 113, 160, 162, 164, 165, 166, 167
Socket set 1/4"-1/2" 197, 198
Socket set 1/4"-3/8"-1/2" 112
Socket set 3/4" 113, 219, 220
Socket set 3/8" 100, 108, 113, 114, 176, 177, 178, 179, 180
Socket set 3/8" + 1/4" 178
Socket wrench set 99, 107
Socket Wrenches 146
Soft face cap 507, 509
Spanner holder 39
Spanner set Mini 139
Spare chain 417
Spare chain BOSS 417
Spare cutting head 420
Spare handle 505, 505, 512, 514
Spare handle ash 518, 519, 548
Spare handle for club hammers 508
Spare handle hickory 507, 516
Spare handle hickory KOMBI-PLUS R 517
Spare handle ROTBAND-PLUS 508, 511
Spare handle ROTBAND-PLUS for engineers' hammers 504
Spare jaws (pair) 417
Spare jaws for parallel vice 554
Spare leg for 1.30/10 480
Spare parts 546, 598, 599, 600, 601, 602, 603, 604, 605
Spare rubber suction cup 539
Spare strap 538, 610
Spare tapered collar 504
Spare tips 405
Spark plug brush 545
Spark plug gauge 555
Spark plug socket 544
Spark plug socket 3/8" 545
Spark plug socket wrench 544, 545
SPECIAL 133, 144
Special grip wrench 409
Special siphon pliers 610
Special strap wrench 538
Special water pump pliers 416

Speed brace 1/2" ... 215
Speed brace 3/8" ... 189
Spindle pressure pads ... 452
Spindle summary ... 450
Splitting chisel ... 523
Spring clamp ... 37
Spring spreader ... 488
Spring steel socket rail 1/2" ... 218
Spring steel socket rail 3/8" ... 191
Square bladed awl ... 363
STARTER Tool kit ... 55
Steel bending former up to 90° ... 634
Steel rule ... 555
Steel tape measure ... 556
Steering-wheel puller ... 487
Stepped key ... 611
Stepped tommy bar ... 148, 149
Storage tray ... 39
Strap wrench ... 538, 610
Stripping pliers ... 382, 392
Stripping pliers STRIP-FIX ... 382
STRONG ... 141
STRONG AND ACCURATE ... 134
Stud extractor ... 489
Stud screw inserter ... 609
Stud screw wrench ... 609
Suction cup lifter ... 542, 543
Summary of puller legs ... 448
Supplementary tool assortment ... 78
Swivel handle 1/2" ... 215
Swivel handle 1/4" ... 173
Swivel handle 3/4" ... 224
Swivel handle 3/8" ... 189
Swivel handle with sliding T 1/2" ... 215
Swivel head reversible ratchet 1/2" ... 206, 207
Swivel head reversible ratchet 3/8" ... 182
Swivel head wrench double ended ... 145
Swivel head wrench set ... 99, 107
Swivel socket 3/8" ... 185

T

Tap and die set ... 558
Tap wrench with ratchet ... 558
Taper punch ... 530
Technical information ... 280
Technical information Quick-fitting change ... 284, 297
Technical information Z ... 283, 296
Telephone pliers ... 377, 378
Telescopic extension 1/4" ... 174
THE DOUBLE WITH RATCHET ... 129
THE STRONG ALL-ROUNDER ... 125
The toggle lever – A giant among the joints ... 407
Thread file ... 557
Thread gauge ... 555
Three-edged bearing scraper ... 559
Three-edged flat ground scraper ... 559
Three-edged hollow ground scraper ... 559
Three-pouch belt set ... 566
Three-square scraper ... 559
Thrust-carrying member for hydraulic spindle ... 451
Tile chisel ... 525
Tiler's setting tool ... 529
Tin snips ... 561
Tommy bar ... 144
Tool assortment ... 82
Tool assortment AUTODOCTOR ... 68, 74
Tool assortment CARS ... 90
Tool assortment for construction machines ... 89
Tool assortment for Mechanical Engineers ... 85, 589
Tool assortment for tractors ... 83
Tool assortment HGV ... 84
Tool assortment INCH ... 88
Tool assortment NFZ ... 91
Tool assortment TOURING ... 74
Tool board with pliers/screwdriver assortment ... 61
Tool board with VDE pliers/screwdriver assortment ... 61
Tool box ... 48, 49, 50
Tool box JUMBO ... 50
Tool box module WorkMo W2 ... 44
Tool box module WorkMo W3 ... 44
Tool box with tool assortment ... 72, 73
Tool boxes ... 48
Tool cabinet ... 36
Tool case electrician ... 70, 75, 591
Tool case empty ... 51
Tool case large ... 51
Tool case TOURING ... 69
Tool chest ... 24, 49
Tool holder ... 37, 38, 39
Tool holding rail, magnetic 1/2" ... 218
Tool holding rail, magnetic 1/4" ... 175
Tool holding rail, magnetic 3/8" ... 191
Tool hook ... 37
Tool module 1/4" ... 108
Tool module empty ... 104
Tool panel ... 36
Tool rucksack PROFI ... 567
Tool rucksack SOFT ... 567
Tool set ... 114
Tool tray ... 39
Tool trolley ... 16, 18, 21, 22, 23

Tool trolley WorkMo W2 ... 43
Tool trolley WorkMo W3 ... 43
Tool trolley workster smartline ... 20
Tool vest ... 567
Torque angle indicator ... 316
Torque angle indicator 8200 ... 316
Torque Multiplier DREMOPLUS ALU ... 335, 336, 337, 339, 341
Torque screwdriver ...
Technical features ... 299
Torque screwdriver Type FS ... 301
Torque screwdriver Type PGNE FS ... 301
Torque screwdriver Type PGNP FS ... 300
Torque screwdriver Type PGNS FS ... 300
Torque screwdriver Type S ... 302, 303
Torque screwdriver Type SP ... 303
Torque screwdrivers 756 ... 302
Torque wrench DREMASTER® K ... 290
Torque wrench DREMASTER® SE ... 293
Torque wrench DREMASTER® UK ... 291
Torque wrench DREMASTER® Z ... 292
Torque wrench DREMOMETER ... 268, 269, 270, 271, 272, 273, 274, 275, 276, 277, 278, 279, 280
Torque wrench DREMOMETER A+S ... 285
Torque wrench DREMOMETER MINI ... 282
Torque wrench DREMOMETER SE A+S ... 287
Torque wrench DREMOMETER SE ...
with quick-fitting change ... 284
Torque wrench DREMOMETER T-FS ... 282
Torque wrench DREMOMETER Z A+S ... 286
Torque wrench DREMOMETER Z ...
with quick-fitting change ... 283
Torque wrench for pre-setting TORCOFIX FS ... 298
Torque wrench set DREMASTER® K ... 290
Torque wrench set DREMASTER® SE ... 293
Torque wrench set DREMASTER® Z ... 292
Torque wrench TORCOFIX K ... 295
Torque wrench TORCOFIX SE ... 297
Torque wrench TORCOFIX Z ... 296
Torque wrench TSC SLIPPER ... 306
Torque wrench TSN SLIPPER ... 305
Torque wrench TSP SLIPPER ... 306
Torque wrench Type 88 ... 309
Torque wrench with slave pointer Type 83 ... 310
Torque wrenches with slave pointer ... 310
TORX® Gauge ... 363
Tower pincer ... 375
Track alignment gauge ... 488
Transport frame ... 50
Tray ... 39
Triangular file ... 552
Truck workshop set ... 491
Tube holder ... 38
Tubular box spanner ... 148, 149
Tubular box spanner set ... 148, 149
Tweezers ... 556
two ball ends - 42 DKEL - The first with ... 356
Tyre lever ... 536
Tyre removing tool ... 488

U

Under-gloves ... 593
Universal 4-way wheel wrench ... 535
Universal ball joint puller ... 485
Universal cable knife ... 595
Universal coil spring compressor ... 488
Universal extension 1/2" ... 216
Universal extension 1/4" ... 174
Universal extension 3/8" ... 190
Universal extension with magnetic effect ... 218
Universal filter wrench ... 538
Universal joint 1" ... 229, 247
Universal joint 1/2" ... 217, 240
Universal joint 1/4" ... 174
Universal joint 3/4" ... 225, 243
Universal joint 3/8" ... 191, 235
Universal knife ... 563
Universal pipe bender ... 624
Universal pliers ... 415, 416, 541
Universal pouch ... 565
Universal prybar ... 530
Universal puller ... 431, 436, 437, 439, 441, 443, 444, 447
Universal puller HIGH POWER ... 433, 434
Universal puller set ... 56, 435
Universal tool assortment ... 77, 79

V

Valve feeler gauge ... 555
Valve grinder ... 539
Valve holder venti-quick ... 609
Valve lapping tool ... 539
Valve spring compressor ... 539
VDE Bent nose telephone pliers ... 586
VDE Cable knife ... 594
VDE Cable shears ... 580
VDE electricians' safety gloves ... 593
VDE Electricians' side cutter ... 584
VDE Extension 1/2" ... 574
VDE Extension 3/8" ... 573
VDE Flat nose pliers ... 585
VDE Heavy duty combination pliers ... 582

VDE Heavy duty end cutting nippers 584
VDE Hexagon Allen key 575
VDE Hexagon Allen key with T-handle 575
VDE Insulation mat 593
VDE meter connection fittings 594
VDE Multiple pliers 581
VDE Plastic clamp 593
VDE pliers set 103, 111, 588
VDE Pliers set with VDE dipped insulation 587
VDE Pliers set with VDE insulating sleeves 587
VDE Power side cutter 584
VDE Reversible ratchet 1/2" 575
VDE Reversible ratchet 3/8" 573
VDE Round nose pliers 585
VDE Rubber cover sheet 593
VDE Screwdriver 575, 576, 578
VDE Screwdriver bit socket 1/2" 574
VDE Screwdriver bit socket 3/8" 573
VDE Screwdriver set 102, 111, 579
VDE Screwdriver set SLIM DRIVE 577, 578
VDE Screwdriver SLIM DRIVE 576, 577
VDE Screwdriver SLIM DRIVE PlusMinus 578
VDE Side cutter 582, 583
VDE Single ended ring spanner 572
VDE Single open ended spanner 572
VDE Socket 1/2" 574
VDE Socket 3/8" 573
VDE Socket wrench 572
VDE Stripping pliers 580
VDE Stripping pliers STRIP-FIX 581
VDE T-handle 574
VDE Telephone pliers 586
VDE Tool assortment 76, 590
VDE Tool assortment HYBRID 592
VDE Tool set 587, 588, 592
VDE Torque wrench 1/2" 573
VDE Universal pliers 581
Voltage tester 542, 579
Voltage tester 1000 V 579

W

2-way wheel wrench for cars 535
4-way wheel wrench for cars 535
4-way wheel wrench for small trucks 534
4-way wheel wrench for trucks 534, 535
Water pump pliers 416
Welder's grip wrench 410
Welder's grip wrench for tubes 410
What is so special about GEDORE striking tools? 522
Wheel socket wrench for trucks 536
Wheel-hub puller 484
Wide jaw grip wrench 409
Wing protector 551
Wire brush 553
Wire stripping knife 391
Wire twisting pliers 418
Wood plate 25, 45
Wooden mallet 519
Work gloves FastFit 565
Work gloves M-Pact 565
Work knife 562
Workbench with tool cabinet 32
Working principle Eck-Schwede-snap® ..... - the swedish original 412
Wrecking bar 531
Wrench for plumbing fittings 610
Wrench key with 2C-T-handle 355

X

X-GRIP 406
X-GRIP Circlip pliers 406
X-GRIP Circlip pliers set 406
X-GRIP Parts 406

1.04 431
1.04 / B 431
1.04 / HP 433
1.04 / HP-B 433
1.04 / HP-B-HSP 434
1.04 / ST 434
1.04 / ST-HP-B 435
1.06 436
1.06 437
1.06 / AS 439
1.06 / B 437
1.06 / E 438
1.06 / H 469
1.06/HSP 451
1.06 / HSP-B 439
1.06 / HSP-D 451
1.06 / HSP-V 451
1.06 / S-E 438
1.06 / ST 440
1.07 441
1.07/4 443
1.07 / 4-B 444
1.07 / 4-HSP-B 444
1.07 /AS 445
1.07 / B 441
1.07 / E 442
1.07 / HSP-B 443
1.07 / K 445
1.07 / K-B 446
1.07 / K-HSP 446
1.07 / K-SE 445
1.07 / K-SE S 446
1.07 / S-E 442
1.08 447
1.09 454
1.10 455
1.11 455
1.12 456
1.12 457
1.13 456
1.13 457
1.14 458
1.14 / L 459
1.15 458
1.15 / H 469
1.15 / HSP 459
1.15 / L 460
1.16 460
1.17 461
1.17 / H 469
1.17 / HSP 461
1.18 462
1.18 463
1.18 / 1.19 491
1.18 / XS 464
1.19 462
1.19 463
1.19 / SH 463
1.19 / XS 464
1.20 466
1.22 466
1.23 465
1.23 / XS 465
1.26 489
1.26 / HYD 489
1.26 / K 489
1.28 489
1.29 475
1.29 476
1.30 / 0-9 479
1.30 / 10 480
1.30 / N 479
1.31 483
1.32 483
1.34 478
1.34 / 1 - 1.34 / 4 478
1.34 / 10 478
1.35 481
1.36 481
1.37 / 2 482
1.38 470
1.38 / V 471
1.38 + 1.40 470
1.40 471
1.41 472
1.50 467
1.50 / 1 467
1.51 468
1.51 / V 468
1.55 451
1.60 484
1.61 484
1.62 484
1.64 486
1.65 486
1.66 487
1.67 487
1.68 487
1.70 487
1.72 485
1.73 485
1.74 485
1.75 / 1 486
1.76 / 1 486
1.78 / P 488
1.78 / S 488
1.79 488
1.80 452
1.81 / 1 + 2 490
1.81 / 10 + 20 490
1.81 / K 490
1.85 / 1 453
1.90 489
1.91 488
1.92 473
1.92 474
1.92 473
1 B – 125
1 B (AF) 126
1 B (MM) 125
1 B (MM) / 1 B (AF) 126
1 B (WW) 126
2.10 491
2.20 491
2.30 494
2.30-B 494
2.40 494
2.50 495
2 130
2 131
2 A 141
2 AR 141
2 ATM 141
2 B 131
3.01 488
4 132
4 E + 4 H 505
4 K 506
4 R 129
4 R (MM) / 4 R (AF) 129
5.10 453
6 134
6 (AF) 135
6 (MM) 134
6 (MM) / 6 (AF) 135
6 NA 507
7 127
7 (AF) 127
7 (MM) 127
7 (MM) / 7 (AF) 128
7 R 123
7 R-005 124
7 R-012 124
7 RA 124
7 RB 124
7 UR 123
7 UR-005 124
7 UR-012 124
7 XL 128
8 (MM) 136
8-0100 136
8-011 136
9 E + 9 H 512
9 F 512
9 GuStaV 510
18 E 514
19 208
19 EMU / D 19 EMU 193

19 IMU / D 19 IMU 196
19 JMU / D 19 JMU 192
19 KMU / D 19 KMU 192
19 L 208
19 LMU-10 194
19 RMU-10 195
19 SK 204
19 SKU-20 203
19 TMU / D 19 TMU 193
19 TX 20 200
19 V20U-10 197
19 V20U-20 198
19 VMU / D 19 VMU 194
20 (AF) 169
20 (MM) 169
20 E + 20 H 508
20 EAU-3 166
20 EM 166
20 F 509
20 IMU-3 167
20 ITU-3 167
20 L (AF) 169
20 L (MM) 169
20 LMU-10 165
20 ST 509
20 XLU-3 T 164
21 509
21 F 520
22 H 520
25 146
25 PK 147
25 PK-012 147
25 V 146
26 D 144
26 R 149
26 RS 149
27 536
28 CU 534
28 LM - LV 534
28 LR + 28 LRV 535
28 PKH 535
28 PR + 28 PRV 535
28 PU + 28 PUV 535
29 232
30 (AF) 183
30 (MM) 183
30 GMU / D 30 GMU 177
30 HMU / D 30 HMU 176
30 IMU 177
30 JMU / D 30 JMU 176
30 TX 20 179
31 K 231
31 KR 230
31 KVR 230
31 R 231
31 VR 231
32 222
32 EM / D 32 EM 219
32 FM / D 32 FM 219
34 145
36 538
36 Z 538
37 538
37 E 521
37 V 538
38 536
38 562
38 E 521
39 536
40 150
40 Z 151
41 - 41 B 232
41 E 515
41 V - 41 BV 232
42 562
42 (AF) 359
42 (AF) 360
42 (MM) 359
42 DKEL 356
42 DKEL 357
42 EL (AF) 358
42 EL (MM) 358
42 KEL 357
42 X 361
42 Z 360
43 361
43 KTX 363
43 TX 362
43 TX-09 362
44 151
45 E 150
45 P 150
45 S 150
45 U 150
50 - 57 544
50 MH - 59 MH 544
56 E 521
0059 - 0067 562
60 CP 139
60 P 139
60 S 140
62 P 140
63 562
65 E 507
72 H 514
75 GSTM 513
75 ST + 75 STM 513
75 STKM 513
77 E 514
77 ST 515
90 HS 529
93 ST 513
94 ST 513
95 522
96 525
97 522
98 525
99 526
100 412
100 526
100 A 526
101 526
103 523
104 523
104/TE 448
106 - 106 D 528
106 / B 448
106 / E 448
106 / N 448
106 / S - 108 / XS 448
106 / SE 448
106 / VB 448
106 / XSE 448
107 528
108 UNI 522
109 523
110 524
110 455
110 HS 524
111 524
112 524
112 456
112 457
112 A 524
112 S 524
113 - 113 D 528
114 527
114 459
114 / L 460
115 527
116 461
116 A - 116 L 527
117 562
119 527
119 L 528
120 417
120 531
121 G 543
121 G-3 543
121-2 542
121-3 542
122 417
122 531
123 531
124 531
124 539
125 540
125 B 529

126 ... 529
126 ... 540
126 ... 610
127 ... 529
127 ... 540
128 ... 525
128 ... 539
129 ... 525
130 ... 559
130 / 10 ... 480
131 ... 559
132 ... 540
132 ... 559
132 CLIC ... 541
132-2 ... 540
132-3 ... 541
132-4 ... 541
133 ... 143
133 D ... 559
133 F ... 559
133 H ... 559
133 K ... 559
134 ... 541
134 ... 559
134 B ... 541
134 K ... 559
135 ... 530
135 ... 537
136 BM ... 409
136 K ... 410
136 K ... 453
136-500 ... 530
137 ... 407
137 ... 408
137 KR ... 409
137 MSP ... 409
137 P ... 409
137 T ... 409
137-600 ... 530
138 ... 410
138 X ... 410
138 Y ... 410
138 Z ... 410
138-400 ... 530
139 ... 409
139-400 ... 530
140 ... 557
140-380 ... 530
141 ... 531
142 ... 415
142-430 ... 531
143 ... 415
144 ... 415
145 ... 416
146 ... 416
146 B ... 416
147 ... 351
147-04 ... 351
147-162-05 ... 351
148 ... 351
149 ... 363
151 ... 531
152 ... 414
156 S ... 363
162 ... 351
164 IN ... 352
165 PH ... 352
165 TX ... 352
165 TX-06 ... 353
165-171-06 ... 353
169 ... 254
171 IS ... 352
173 ... 363
174 ... 363
175 ... 413
175 ... 563
176 ... 413
179 ... 563
202 ... 525
203 ... 525
206 ... 529
208 ... 529
210 ... 598
220 ... 599
222 ... 599
223 H ... 520
224 ... 546
224 E ... 518
225 ... 414
225 E ... 518
226 E ... 519
227 ... 414
227 E ... 519
228 ... 519
229 ... 519
230 ... 420
231 ... 420
233 ... 420
239 ... 603
246 ... 562
247 H ... 517
248 F ... 516
248 H ... 516
248 ST ... 516
249 ... 627
250 ... 628
250 ... 629
251 ... 548
252 - 288 ... 547
254 ... 633
256 ... 630
257 - 258 ... 631
259 - 260 ... 632
260 ... 550
261 ... 548
261 ... 633
268 ... 633
269 ... 547
269 ... 633
269 F ... 547
272 - 273 ... 549
275 - 276 ... 549
276 ... 624
277 ... 549
278 ... 549
280 ... 550
280 ... 634
280 ... 635
289 - 291 ... 548
291 ... 563
292 - 293 ... 548
298 ... 537
298-04 ... 537
299 ... 537
304 ... 418
304 / 304 (AF) ... 133
305 ... 418
306 (MM) / 306 (AF) ... 142
306 G ... 143
308 ... 143
312 ... 609
314 ... 609
320 ... 610
329 ... 610
365 ... 563
376 ... 611
380 ... 611
400 ... 133
400 (MM) / 400 (AF) ... 133
401 ... 553
403 ... 553
404 ... 553
406 ... 553
407 ... 553
409 - 410 ... 554
411 ... 554
420 ... 561
421 ... 561
422 ... 561
423 ... 561
424 ... 561
425 ... 561
500 F ... 506
500 ST ... 506
501 M ... 68
513 ... 563
534 ... 145
600 E + 600 H ... 503

600 IH 503
609 H 511
614 546
620 - 630 255
620 E + 620 H 508
620-024 253
622 H 520
625 A 139
625 M 139
626 148
626 S 148
637 151
639 151
640 543
641 543
642 SP 543
643 537
644 - 646 553
645 553
647 - 648 545
652 539
653 539
654 539
670 254
670 K 254
671 254
673 255
673 K 255
673 L 255
674 254
676 254
677 H 514
680 252
685 251
685 K 251
685 X 253
686 252
687 TX 252
688 TX 252
689 TS 253
690 251
690 PZD 251
699 255
699 L 255
700 255
702 554
703 M 555
705 M 555
706 555
708 363
710 555
711 555
717 555
718 555
720 556
721 556
722-1 556
722-1 ESD 556
722-2 556
745 556
746 556
753 282
754 281
755 301
756 302
757 303
758 303
759 305
760 308
761 306
762 306
763 282
871 257
880 257
885 256
885 X 257
887 TX 256
890 256
890 PZD 256
894 (MM) 138
895 (MM) 137
895 & 894 "BLACK SPANNERS" 137
905 551
906 551
907 551
920 565
922 565
1000 69
1021 353
1050 68
1090 70
1090 591
1091 71
1100 CT1-19 58
1100 CT1-20 58
1100 CT1-350 58
1100 CT1-7 58
1100 L 62
1100 R 62
1100 W-001 61
1100 W-002 VDE 61
1100-01 54
1100-02 54
1100-03 55
1100-1,04 435
1100-1.04 56
1100-1.04 / 12A 56
1100-1.04 / 12A 436
1100-1.30 57
1100-1.30 482
1100-1.41 / 2A 57
1100-1.41 / 2A 472
1100-1094 592
1100-2431 619
1100-2456 625
1100-2456 626
1100-2786 621
1100-2788 622
1100-BASIC 55
1101 K 62
1101 L 62
1101-001 425
1101-002 423
1101-003 VDE 587
1101-004 425
1101-1.29 / 1K 60
1101-1.29 / 1K 474
1101-1.29 / 3K 60
1101-1.29 / 3K 475
1101-142-2150 59
1101-19 59
1101-2333 607
1101-2340 608
1101-2785 620
1101-5705 560
1101-7-7 R 59
1101-D 20 59
1102 L 63
1102 L 63
1102-001 425
1102-002 VDE 588
1102-003 423
1102-004 VDE 588
1102-005 VDE 588
1102-006 VDE 588
1102-007 423
1102-008 423
1104 564
1110 WM 221 44
1110 WM 24 44
1110 WM 321 44
1110 WM 34 44
1110 WMHP 2 45
1110 WMHP 3 45
1110 WMR 23 45
1110 WMS 23 45
1110 WMSB 3 45
1110 WMT 23 45
1110 WMW-2 43
1110 WMW-3 43
1263 72
1263 L 48
1265 72
1265 L 49
1277 564
1335 73
1335 L 49
1350 564

1370 Z 50
1400 L 36
1401 L 36
1410 L 49
1420 L 49
1430 24
1440 50
1440 Z 50
1441 Z 50
1450 L 36
1500 CT1-142 111
1500 CT1-19 108
1500 CT1-19 IS 109
1500 CT1-1993 T 109
1500 CT1-1993 U-20 109
1500 CT1-2 105
1500 CT1-2 B 105
1500 CT1-20 107
1500 CT1-2133 107
1500 CT1-2150 PH 110
1500 CT1-2150 PZ 110
1500 CT1-2163 TX 110
1500 CT1-2163 TXB 110
1500 CT1-30 108
1500 CT1-34 107
1500 CT1-350 111
1500 CT1-400 105
1500 CT1-534 107
1500 CT1-6 106
1500 CT1-7 R 106
1500 CT1-7 RA 106
1500 CT1-7 UR 106
1500 CT1-7 URA 107
1500 CT1-711 111
1500 CT1-8000 111
1500 CT1-D 19 108
1500 CT1-IN 19 LKM 109
1500 CT1-INX 19 LK 109
1500 CT1-ITX 19 LKP 109
1500 CT1-ITX 30 108
1500 CT1-K 1900 110
1500 CT1-VDE 142 111
1500 CT1-VDE 2170 PZ 111
1500 CT2-1 B 105
1500 CT2-7 106
1500 CT2-7-32 106
1500 CT2-DT 2142 110
1500 CTD-20 BIT 108
1500 E-N L 104
1500 E-S L 104
1500 ED-150 K 105
1500 ED-30 104
1500 ED-70 104
1500 ED-70 K 104
1500 ED-70 S 104
1500 ED-70 XL 104
1500 ED-85 105
1500 ES-1 B 98
1500 ES-1.07 103
1500 ES-137 103
1500 ES-145 102
1500 ES-19 100
1500 ES-19 IS 100
1500 ES-1993 T 101
1500 ES-1993 U-20 101
1500 ES-2 98
1500 ES-2 B 98
1500 ES-20 99
1500 ES-2133 99
1500 ES-2150 PH 102
1500 ES-2150 PZ 102
1500 ES-2163 TX 102
1500 ES-2163 TXB 102
1500 ES-30 100
1500 ES-34 99
1500 ES-350 103
1500 ES-400 98
1500 ES-534 99
1500 ES-6 98
1500 ES-7 98
1500 ES-7 R 99
1500 ES-7-32 99
1500 ES-711 103
1500 ES-8000 103
1500 ES-D 19 100
1500 ES-DT 2142 101
1500 ES-IN 19 LKM 100
1500 ES-ITX 19 LKP 101
1500 ES-ITX 30 100
1500 ES-K 19 L 101
1500 ES-K 1900 101
1500 ES-VDE 145 103
1500 ES-VDE 2170 PZ 102
1500 H 0 37
1500 H 1 37
1500 H 10 39
1500 H 13 25
1500 H 13 35
1500 H 18 37
1500 H 19 38
1500 H 2 - 1500 H 3 37
1500 H 20 37
1500 H 21 38
1500 H 22 38
1500 H 23 38
1500 H 24 38
1500 H 25-3 39
1500 H 27 39
1500 H 28 39
1500 H 29 37
1500 H 30 37
1500 H 31 38
1500 H 33 38
1500 H 34-14 38
1500 H 37 39
1500 H 38 39
1500 H 39 38
1500 H 4 37
1500 H 5 37
1500 H 9 39
1502 33
1504 28
1504 29
1504 XL 30
1506 XL 27
1505 26
1578 23
1580 22
1930 217
1932 217
1940 217
1981 K 215
1985 215
1987 215
1987 A 216
1990 216
1990 A 216
1990 KR 216
1990 M 217
1990 M 218
1993 ALU-10 206
1993 GU-10 XL 207
1993 GU-3 206
1993 U-10 K 207
1993 U-10 L 205
1993 U-10 T 205
1993 U-20 205
1993 U-20 G 205
1993 U-20 SK 204
1993 U-3 206
1993 Z-94 207
1994 217
1995 217
1996 - 1997 215
1998 215
2004 18
2004 19
2004 HP 25
2005 16
2005 17
2005 CT2-119 114
2005 CT2-2133 T 115
2005 CT2-2142 TX 115
2005 CT2-2143 KTX 115
2005 CT2-2160 114
2005 CT2-25PK 114
2005 CT2-D 19 112
2005 CT2-D 19L 115

2005 CT2-D 20 113
2005 CT2-D 30 113
2005 CT2-DT 2142 115
2005 CT2-INR 115
2005 CT2-TX 30 114
2005 CT3-32 113
2005 CT4-2-7 113
2005 CT4-2160-119 114
2005 CT4-7 XL 113
2005 CT4-8000 114
2005 CT4-U-20 112
2030 174
2087 173
2088 174
2090 173
2090 A 174
2090 KR 174
2093 HR-94 168
2093 U-10 168
2093 U-20 168
2093 U-3 168
2093 U-3 T 168
2093 Z-94 168
2094 174
2095 174
2097 173
2098 173
2098 T 173
2099 174
2104 523
2132 229
2133 347
2133 T 356
2142 T (AF) 354
2142 T (MM) 354
2142 TX 355
2150 345
2150-2160 PH 348
2150-2160 PZ-06 349
2153 345
2154SK 350
2160 PH 345
2160 PHZ-06 348
2160 PZ 346
2160SK PH 350
2160SK PZ 350
2161 PH 346
2161 PZ 346
2163 K 346
2163 KTX 347
2163 TX 346
2163 TX 349
2163 TXB 347
2163 TXB-05 349
2163 TXIP 347
2180 600
2187 229
2190 229
2193 U-10 227
2193 U-3 227
2193 Z-94 227
2194 229
2195 229
2200 - 2201 551
2250 602
2261 605
2268 605
2270 604
2300 602
2303 600
2310 603
2320 603
2325 601
2330 606
2415 618
2423 618
2430 24
2456 625
2525-520 21
2630 634
2631 633
2640 634
2785 620
2786 621
2787 623
3019 191
3020 191
3081 190
3084 189
3087 189
3087 A 189
3090 190
3090 A 190
3090 KR 190
3090 M 190
3093 ALU-10 181
3093 GU-3 182
3093 U-10 181
3093 U-20 181
3093 U-3 181
3093 U-3 T 182
3093 Z-94 182
3094 191
3095 191
3096 189
3098 189
3114 / DS 3114 144
3165 610
3170 609
3171 609
3173 609
3175 609
3219 225
3221 225
3287 224
3290 224
3293 U-10 221
3293 U-2 221
3293 U-3 221
3293 Z-94 221
3294 225
3294 291
3294 295
3295 225
3296 224
3785 611
3810 611
4100 - 4301 297
4150 - 4151 298
4400 - 4485 296
4528 595
4529 595
4533-2 556
4534 556
4549 - 4550 295
4549 - 4550 - 4551 295
4589 546
4610 542
4611 542
4612 542
4615 579
4629 595
5700 560
5703 560
7112 322
7118 325
7212 322
7218 325
7312 322
7412 323
7418 326
7460 Z - 7471 Z 286
7480 SE - 7482 SE 287
7554 AM A+S - 7572 F A+S 285
7612 323
7618 326
7812 323
7818 326
7912 324
7918 326
8000 A 0 - A 4 401
8000 A 01 - A 41 402
8000 A 01G - A 21G 401
8000 A 02 - A 42 402
8000 A 0G - A 2G 401
8000 A 4 - A 6 402
8000 A 41 - A 61 402
8000 AE 400

8000 AE 0 - AE 4 400
8000 AE 01 - AE 41 401
8000 J 0 - J 4 403
8000 J 01 - J 41 403
8000 J 02 - J 42 404
8000 J 4 - J 6 404
8000 J 4 - J 6 404
8000 J 41 - J 61 404
8000 JE 0 - JE 4 403
8000 JE 01 - JE 41 403
8005 A 405
8005 A 405
8005 J 405
8006 406
8006 X-GRIP 406
8090 381
8092 381
8093 381
8094 381
8095 381
8096 564
8097 382
8098 382
8099 382
8110 376
8112 376
8120 376
8122 377
8132 377
8132 AB 377
8133 378
8134 546
8135 378
8136 379
8136 AB 379
8137 379
8138 379
8139 392
8140 395
8140-01 / -02 396
8140-03 / -04 / -05 396
8140-06 / -07 / -08 396
8140-09 / -10 / -11 396
8140-12 397
8140-14 397
8140-16 / -17 397
8140-18 397
8140-20 397
8140-21 / -22 397
8140-23 397
8140-24 / -25 397
8141 393
8142 393
8146 392
8147 391
8148 392
8152 - 8153 393
8155 394
8156 394
8157 394
8178 420
8179 420
8200 316
8200 371
8210 371
8245 371
8248 370
8250 372
8250-225 TL 372
8272 541
8276 536
8301 - 8305 310
8305-2 387
8305-6 387
8305-7 388
8305-9 388
8306-1 384
8306-10 386
8306-2 384
8306-4 384
8306-5 384
8306-6 385
8306-7 385
8306-8 385
8306-9 385
8307-3 387
8307-4 387
8307-7 387
8308-1 386
8308-3 386
8308-4 386
8308-6 388
8313 373
8314 373
8314-180 373
8315 373
8316 374
8317 380
8318 375
8320 JC 380
8340 419
8340 / 8340 Z 419
8340 Z 419
8350-2 389
8350-3 389
8350-5 389
8350-6 389
8350-7 389
8350-8 389
8350-9 390
8351-1 390
8352-1 390
8352-2 390
8352-3 390
8353-1 390
8353-2 391
8353-3 391
8354-1 391
8460 Z - 8471 Z 283
8367 375
8370 375
8380 375
8381 375
8385 418
8386 418
8480 SE - 8482 SE 284
8532 550
8533 550
8551 557
8551 558
8551 S 557
8551 S 557
8551 TG 558
8552-025 557
8553 558
8554 AM - 8559 AML 268
8560 A - 8565 AL 269
8561 B - 8566 BL 270
8562 C - 8567 CL 272
8563 D - 8568 DL 275
8563 DR - 8568 DRL 276
8564 - 8572 281
8564 E - 8569 EL 279
8570 CD - 8575 CDL 273
8571 - 8577 281
8571 DX - 8576 DXL 277
8572 F 280
8573 BC - 8578 BCL 271
8574 DS - 8579 DSL 274
8581 EK - 8586 EKL 278
8601 507
8612 314
8701 552
8719 552
8722 552
8725 552
8726 537
8728 552
8729 552
8730 552
8754 319
8756 319
8790 - 8793 319
8791 (AF) 317
8791 (MM) 317
8792 (AF) 318
8792 (MM) 318
8794-00 320

8794-02 - 8794-03 321
8794 321
8795 320
8796 320
8797 318
8798 321
8799 321
8800 309
9100 2K 413
9144 416
210015 598
231011 601
AGSE9 324
B 1525 34
BR 1500 32
BR 1500 LH 32
BR 1504 31
D 19 (AF) 209
D 19 (MM) 209
D 19 (WW) 210
D 19 L (AF) 210
D 19 L (MM) 210
D 19 L-015 198
D 19 WAU-20 201
D 19 XMAU-20 202
D 19 YWU-20 202
D 20 (AF) 170
D 20 (MM) 170
D 20 DMU-3 160
D 20 EMU-3 162
D 20 KAU-20 163
D 20 KMU-20 162
D 20 L 170
D 20 MOT 164
D 20 MOT-A 165
D 20 TMU-10 163
D 21 (AF) 228
D 21 (MM) 228
D 21 EAU-10 226
D 21 EMU-10 226
D 30 (AF) 184
D 30 (MM) 184
D 30 GAU 180
D 30 JAU 180
D 30 KMU-20 178
D 30 L (AF) 184
D 30 L (MM) 184
D 30 TX20 U-20 178
D 32 (AF) 223
D 32 (MM) 222
D 32 EA 220
D 32 EMAU-2 220
D 48 544
D 55 545
DG 30 185
DMK 290
DMKPK 291
DMSE 293
DMUK 291
DMZ 292
DS 49 544
DT 2142 355
DT 2143 KTX 355
DTT 42 356
DVI-20L / Z + DVI-28L / Z 339
DVI-20L / Z + DVI-28L / Z 338
DVV-13Z 340
DVV-13Z 341
DVV-40Z + DVV-40ZRS 335
DVV-540RS 337
DVV-60ZRS - DVV-130ZRS 336
E 120 417
E 122 417
E 126 610
E 18 E 514
E 20 E + E 20 H 508
E 210 598
E 2180 600
E 220 - E 222 599
E 224 518
E 224 546
E 224 E 518
E 225 518
E 2250 602
E 226 E 519
E 2261 605
E 2300 602
E 2303 600
E 2310 603
E 231011 601
E 233 607
E 2340 608
E 243 619
E 2456 626
E 2457 - E 2458 626
E 247 517
E 247 H 517
E 248 516
E 248 H 516
E 249 628
E 250 629
E 276 624
E 2785 620
E 2786 622
E 2787 623
E 280 635
E 4 E + E 4 H 505
E 4 K 506
E 5 504
E 600 E + E 600 H 504
E 609 H 511
E 620 E + E 620 H 508
E 9 E + E 9 H 512
E-100 / E-175 / E-9100 414
E-1101 BT 62
E-1500 - E-2500 35
E-1580 35
E-2005 CT 35
E-2005 CT 114
E-2268 605
E-2270 604
E-251 E 548
E-261 E 548
E-3000 35
E-36 538
E-36 Z 538
E-411 554
E-4528 595
E-4529 595
E-8005 A 405
E-8005 J 405
E-8006 406
E-8099 382
E-8099 581
E-8178 420
E-8179 420
E-8320 380
E-8601 507
Eck-Schwede-snap® 412
ET-1100 W 62
ET2SA 312
ETP 315
ETPG 315
GDMK 290
GDMSE 293
GDMZ 292
H 42 DKEL-88 356
H 42 EL-88 357
H 42 EL-88 A 357
H 42 KEL-88 357
H 42-10 358
H 42-88 A 359
H 43 KTX-07 362
H 43 TX 362
H 6 40
H 6 135
IKS 19 212
IKS 19 PZD 212
IKS 20 171
IKS 20 PZD 172
IKS 30 187
IKS 30 PZD 187
IN 19 (AF) 213
IN 19 (MM) 212
IN 19 K 213
IN 19 L 213
IN 19 LK 214
IN 19 LKM 199

IN 19 PA ... 201
IN 19 PM ... 198
IN 19 Q ... 195
IN 20 ... 172
IN 20 K ... 172
IN 20 L ... 172
IN 21 ... 228
IN 30 (AF) ... 187
IN 30 (MM) ... 187
IN 30 L ... 188
IN 30 LK ... 188
IN 30 LKM ... 179
IN 32 ... 223
IN 32 L ... 223
IN 34 ... 145
IN K 19 ... 239
IN K 21 ... 247
IN K 32 ... 243
INR 19 L ... 214
INS 20 PM ... 160
INX 19 ... 214
INX 19 L ... 214
INX 19 PM ... 199
INX 30 ... 188
INX 30 L ... 188
IS 19 ... 212
IS 20 ... 171
IS 30 ... 186
ITX 19 ... 211
ITX 19 B ... 211
ITX 19 INU-20 ... 197
ITX 19 L ... 211
ITX 19 LKP ... 200
ITX 19 PM / ITX 19 B-PM ... 199
ITX 19 TX-017 ... 200
ITX 19 TXU-20 ... 196
ITX 20 ... 171
ITX 20 K ... 171
ITX 20 PM ... 161
ITX 20 TX-015 ... 161
ITX 30 ... 186
ITX 30 B ... 186
ITX 30 L ... 186
ITX 30 LKP ... 179
ITX 30 PM ... 179
ITX 30 TX-015 ... 179
ITX 32 ... 223
ITX K 19 ... 238
K 19 (AF) ... 237
K 19 (MM) ... 236
K 19 L ... 237
K 19 LS ... 238
K 19 LS-004 ... 236
K 19-028 ... 236
K 1900 ... 250
K 1900-018 ... 250
K 20 (AF) ... 233
K 20 (MM) ... 233
K 21 (AF) ... 246
K 21 (MM) ... 246
K 21 L ... 246
K 21 S ... 245
K 21 SL ... 245
K 30 ... 234
K 32 (AF) ... 242
K 32 (MM) ... 242
K 32 L ... 242
K 32 S ... 241
K 32 SL ... 241
K 32-040 ... 241
K 37 ... 248
K 37 L ... 248
K 64 ... 249
KB 1930 ... 240
KB 1932 ... 240
KB 1970 - KB 1975 ... 240
KB 1990 ... 240
KB 1995 ... 240
KB 2070 - KB 2075 ... 233
KB 2090 ... 233
KB 2132 ... 247
KB 2137 ... 247
KB 2170 - KB 2175 ... 247
KB 2190 ... 247
KB 2195 ... 247
KB 3019 ... 235
KB 3020 ... 235
KB 3070 - KB 3075 ... 235
KB 3090 ... 235
KB 3095 ... 235
KB 3219 ... 243
KB 3221 ... 243
KB 3270 - KB 3275 ... 243
KB 3290 ... 243
KB 3295 ... 243
KB 3721 ... 248
KB 3764 ... 249
KB 3770 - KB 3775 ... 249
KB 619 - KB 630 ... 255
KB 6437 ... 249
KB 6470 - KB 6475 ... 249
KB 819 - KB 830 ... 257
KD 26 R ... 149
KD 626 ... 148
KR 19 ... 238
PGNE FS ... 301
PGNP FS ... 300
PGNS FS ... 300
PH 42-88 ... 358
PR 265 ... 545
R 1500 L ... 36
R 1504 L ... 34
R 1504 XL-L ... 34
R 2004 L ... 25
RT 1504 L ... 34
RT 2004 L ... 25
RZB1-18CR ... 399
S 1000 ... 74
S 1002 ... 83
S 1004 ... 76
S 1005 A ... 89
S 1006 ... 84
S 1007 ... 87
S 1008 ... 86
S 1016 ... 83
S 1019 ... 90
S 1022 ... 91
S 1023 ... 85
S 1023 ... 589
S 1024 ... 81
S 1025 ... 80
S 1050 ... 74
S 1090 ... 75
S 1093 ... 76
S 1093 ... 590
S 1150 ... 79
S 1151 ... 82
S 1151 A ... 88
S 1400 G ... 77
S 1400 Z ... 78
S 141-3 ... 531
S 1500 ES-01 ... 92
S 1500 ES-02 ... 93
S 1500 ES-03 ... 94
S 2032-05 ... 175
S 42-07 ... 360
S 42-09 A ... 360
S 51 GU ... 545
S 8000 ... 424
S 8003 JC ... 421
S 8003 TL ... 421
S 8006 ... 406
S 8008 ... 424
S 8024 ... 424
S 8028 ... 425
S 8100 ... 424
S 8140 A ... 398
S 8140 D ... 398
S 8140 E ... 398
S 8140 J ... 398
S 8140 PN ... 399
S 8200 JC ... 422
S 8303 JC ... 422
S 8303 TL ... 422
S 8305 ESD ... 383
SCL 42 K-70 ... 361
SCL 42-70 ... 361
SCL 42-90 A ... 361

SCL 43 TX-80 361
SK 2154 PH-06 350
SL 19 218
SL 2013 175
SL 3014 191
SUKSE 324
TT3KH 313
TX 19 210
TX 19 E-09 199
TX 20 170
TX 30 185
TX 30 E-08 179
TX 4 132
TX K 19 239
TX K 30 234
V 180 579
V 2160 MS PH 576
V 406 595
V 42 575
V 42 T 575
V 4616 579
V 60 CP 572
V 8091 580
V 911 593
V 912 593
V 914 594
V 915 593
V 917 594
VDE 1001 592
VDE 146 581
VDE 19 574
VDE 1988 - VDE 1989 T 574
VDE 1990 574
VDE 1991 574
VDE 1993 U 575
VDE 2 E 572
VDE 2133 572
VDE 2160 PH 576
VDE 2160 PZ 576
VDE 2162 PH 577
VDE 2162 PZ 577
VDE 2162-2172 PH-02 577
VDE 2162-2172 PM-06 577
VDE 2162-2172 PZ-06 578
VDE 2163 K 578
VDE 2163 TX 578
VDE 2164 578
VDE 2170 575
VDE 2170-2160 PH-077 579
VDE 2172 576
VDE 30 573
VDE 3090 573
VDE 3093 U 573
VDE 4507 573
VDE 4522 594
VDE 4522 K 594
VDE 4527 594
VDE 4527 K 594
VDE 8094 580
VDE 8098 580
VDE 8098 H 580
VDE 8099 581
VDE 8099 H 581
VDE 8120 585
VDE 8120 H 585
VDE 8122 585
VDE 8122 H 585
VDE 8131 AB 581
VDE 8132 586
VDE 8132 AB 586
VDE 8132 AB H 586
VDE 8132 H 586
VDE 8250 582
VDE 8250 H 582
VDE 8314 582
(VDE) 8314-180 583
VDE 8314 H 583
VDE 8314-180 H 583
VDE 8315 H 584
VDE 8316 584
VDE 8316 H 584
VDE 8367 584
VDE 894 572
VDE 910 593
VDE 913 593
VDE IN 19 574
VDE INX 30 573
VDE S 8003 587
VDE S 8003 H 587
VH 19 218
VH 30 191
VS 1582 39
VS 19 H 39
VS 245 H 39
WK 1000 L 51
WK 1015 L 51
WK 1018 L 51
WK 1091 L 51
WSL-L 20
WT 1056 1 565
WT 1056 10 567
WT 1056 11 567
WT 1056 12 567
WT 1056 13 567
WT 1056 2 565
WT 1056 3 565
WT 1056 4 565
WT 1056 5 566
WT 1056 6 566
WT 1056 7 566
WT 1056 8 566
WT 1056 9 566

DISCLAIMER

This catalogue replaces all previous editions.
The photographs and technical details are of the articles offered at present.

Since we are constantly updating and improving our products to keep them at the present state of the art, we reserve the right to make modifications and changes with regard to appearance, dimensions (always in "mm", if not otherwise stated), weights and properties, as well as in performance. No claim for correction or replacement supplies may thus be made with regard to products already delivered. Cancellations may be made at any time without there being any grounds for legal claim.

All information on use or safety is non-binding; nor does it replace any legal regulations or those made by professional or trade associations.

We do not accept any liability for printing errors. No supplemental items (tools etc.) are included in the scope of supply.

Reprinting, even of excerpts, requires the previous permission in writing by GEDORE.
All rights reserved worldwide.

We refer to our current general agreements and commercial conditions as well as our delivery and payment conditions in the imprint under www.gedore.com.

Overall concept, design and layout:
GEDORE Werkzeugfabrik GmbH & Co. KG
Remscheider Straße 149
42899 Remscheid · GERMANY

T +49 2191 - 596 - 0
F +49 2191 - 596 - 230
info@gedore.com
www.gedore.com

Brands of the GEDORE Group
gedore.com · carolus.de · ochsenkopf.com

Design concept
Mirum Agency GmbH
Rather Straße 49 d
40476 Düsseldorf · GERMANY

© Copyright by GEDORE Remscheid





CONTACTS



GEDORE Werkzeugfabrik GmbH & Co. KG
Remscheider Straße 149
42899 Remscheid · GERMANY
Tel. +49 2191-596-0
Fax +49 2191-596-230

Sales INTERNATIONAL
Tel. +49 2191-596-910
Fax +49 2191-596-911

info@gedore.com
www.gedore.com

GEDORE Austria GmbH	Gedore-Str. 1 8190 Birkfeld / Stmk. AUSTRIA	Tel. +43 (0) 3174 / 363 60 Fax +43 (0) 3174 / 363 83 20 Firmenb.Nr. FN 59237p beim Landesger.f.ZRS Graz	verkauf@gedore.at www.gedore.at
GEDORE IBÉRICA S.L.	c /Arangutxi 12 Poligono Industrial de Júndiz 01015 Vitoria Alava SPAIN	Tel. +34-902-29 22 62 Fax +34-945-29 21 99	gedore@gedore.es www.gedore.es
GEDORE-KLANN France SARL	Parc d'activités des Béthunes - La Mare II 10, avenue du Fief - Bât. 12 BP 79144 Saint-Ouen-l'Aumône F-95074 CERGY PONTOISE CEDEX FRANCE	Tel. +33 (0)1 34 40 16 60 Fax +33 (0)1 34 40 16 61	info-klann@gedore.fr www.gedore.fr www.klann.fr
GEDORE OMNITOOL GmbH	Fluestr. 25 8957 Spreitenbach SWITZERLAND	Tel. +41 (0) 56 / 418 40 50 Fax +41 (0) 56 / 418 40 55	gedore-omnitool@gedore.com www.gedore.ch
GEDORE UK Limited	Marton Street SKIPTON BD23 1TF North Yorkshire UNITED KINGDOM	Tel. +44 (0) 1756 / 70 67 00 Fax +44 (0) 1756 / 79 80 83	sales@gedoreuk.com www.gedoreuk.com
GEDORE TECHNAG B.V.	Flemingweg 7 2408 AV Alphen aan den Rijn NETHERLANDS	Tel. +31 (0) 172 / 42 73 50 Fax +31 (0) 172 / 42 73 60	technag@gedore.nl www.gedore.nl
GEDORE POLSKA Sp. z o.o.	ul. Żwirki i Wigury 56a 43-190 Mikołów POLAND	Tel. +48 (0) 32 / 738-40 10 Fax +48 (0) 32 / 738-40 20	gedore@gedore.pl www.gedore.pl
GEDORE **El Aletleri San. ve Tic. Ltd. Şti.**	Birlik OSB TEM Yan Yolu 1. Cad. 4. Sk. No:1 PK34953 Aydınlı TUZLA / İSTANBUL / TÜRKEY	Tel. +90 (216) 395 32 00 Fax +90 (216) 395 32 03	info@ gedore.com.tr www.gedore.com.tr
GEDORE TOOLS **MIDDLE EAST FZE**	P.O Box 372042 West Wings 3 Office # 209 Dubai Airport Freezone DUBAI U.A.E	Tel. + 971 4 236 4606	
GEDORE Tool Centerul	Bakhruschina H32 G 1 115054 Moskau RUSSIA	Tel. 8 804 33 83 84 (free from Russia) Fax +7 (8) 985 22 99 88 0	info@gedore.ru
GEDORE TOOLS, INC.	7187 Bryhawke Circle, Suite 700 North Charleston, SC 29418 USA	Tel. +1-843 / 225 50 15 Fax +1-843 / 225 50 20	info@gedoretools.com www.gedoretools.com
GEDORE Tool Trading **(Shanghai) Co. Ltd.**	Building # 763700 Huaning Road Xinzhuang Industry Zone, Minhang District Shanghai, P.R. CHINA 201108	Tel. +86-21-51 59 18 58 Fax +86-21-51 59 18 59 Service Hotline: 400 880 1858	info@gedore.cn www.gedore.cn
Ferramentas GEDORE **do Brasil S.A.**	Rua Vincentina Maria Fidelis, 275 Sao Leopoldo-RS CEP 93025-340 BRAZIL	Tel. +55 51-35 89 9200 Fax +55 51-35 89 9222	sales@gedore.com.br www.gedore.com.br
GEDORE Tools S.A. (Pty) Ltd.	P.O. Box 68 New Germany 3620 SOUTH AFRICA / AFRICA	Tel. +27 (0) 31 / 705 3587 Fax +27 (0) 31 / 705 3277	general@gedoresa.co.za www.gedore.co.za
GEDORE (INDIA) Private Limited	GF, Plot 374, Udyog Vihar Phase 2, Gurgaon1220016 Haryana INDIA	Tel. +91 124 2341065 Fax +91 124 2341067	info@gedore.in www.gedore.in

EN

GEDORE
TOOLS FOR LIFE

GEDORE Werkzeugfabrik GmbH & Co. KG
Remscheider Straße 149
42899 Remscheid · GERMANY

T +49 21 91 - 596 - 0
F +49 21 91 - 596 - 230
info@gedore.com
www.gedore.com

Brands of the GEDORE Group
gedore.com · carolus.de · ochsenkopf.com

3001113_Kat_GED_EN_16

carolus
by GEDORE

THE CLEVER TOOL.
TOTAL RANGE 16/17




carolus

YOUR CHALLENGE.
OUR COMMITMENT.



Tools from carolus by GEDORE convince through product innovation paired with functionality and ease of use, so they give our users the feeling that they have made a smart choice in every moment.

Our more than 100 years of experience, combined with high quality German DIN standards and the security given "by GEDORE", make us the ideal partner when it comes to quality, price and durable manual tools. Whether professional or amateur craftsmen, each person passionately pursues his ideas and with heart in the work, you are in exactly the right place with carolus and our wide product range.

Tools by carolus - always the right choice.
Take your choice!

QUALITY TOOLS BY GEDORE

CONTENTS

ASSORTMENTS 10
TOOL CASES 30
WORKSHOP FURNITURE 34
TOOL MODULES 42
SPANNERS 56
RATCHETS / SOCKETS 68
SOCKET SETS 102
TORQUE WRENCHES 114
SCREWDRIVERS 116
PLIERS 136
VICES 146
STRIKING TOOLS 148
MEASURING 156
FILE / CUT / DRILL 160
INSTALLATION 168
LAMPS 172
1000 V 174



ALICJA LUNDT

GROWING UP IN THE WORKSHOP

› 006



BENNY AND PHILIPP

MECHANICS ON TWO WHEELS

› 008











Alicja Lundt, 27 years old, Master Car Mechanic

GROWING UP IN THE WORKSHOP

A woman who works in the garage and is also Germany's youngest master car mechanic; Alicja Lundt has certainly not taken a typical career path.

The reactions are appropriate when she talks about her career. Alicja is proud, no question, but she is sometimes annoyed by these reactions. Meanwhile, she has learned to deal with the prejudices, but it was not always so.

Especially at the beginning of her training in her father's business it was difficult for her to assert herself in the male-dominated automotive workshop. Alicja managed it and she holds her ground well with her male colleagues at work. She even wants to take over the workshop one day from her father. Actually understandable when you consider that she already had petrol in her blood in the cradle. Lundt Auto, an automotive workshop in Berlin that specializes in the repair of Porsches and other sports cars, has been operated by her father for over 30 years now. Alicja, now 27, was born, so to speak directly into the company.

Nevertheless, she made the final decision to choose this career path shortly after graduating from high school. At first she was still unsure but after some time in training, there was no longer any doubt - the profession was the perfect fit for the young girl. Alicja could never have dreamed that she would also become Germany's youngest master car mechanic she tells us smiling in an interview: "I was only 23 years old when I got that title in November 2011".

With this impressive performance, the passionate automotive mechanic proves once again that women also have something to say in this male dominated career. By now even the last doubts among colleagues have been eliminated and Alicja is taken seriously in her father's workshop. "My colleagues were really impressed and have all congratulated me," she says with a laugh in an interview.

We are also, of course, impressed and especially proud that Alicja gave our tools a very professional look over and they more than meet her high demands: she let us know that she uses our torque wrench almost daily. For the talented mechanic an important helper when mounting wheels. It is not only our torque wrench that convinces, the young mechanic is enthusiastic about the design, the shape and, of course, the durability of the entire range.

So Alicja provides evidence:
carolus tools - approved by professionals.













Philipp, 23 years, active BMX pro



Benny, 34 years, former BMX pro

MECHANICS ON TWO WHEELS

"Full throttle" say Benny and Philip every day, whether biking or motocross, professionally or as a hobby - both have wholeheartedly embraced fun on two wheels.

Philipp, a very active and successful BMX pro, uses Motocross to relax in his spare time. "In addition to the hard contests and the constant training, it is a very relaxing to go just for the fun and to become dirty," he told us with a laugh in an interview. In addition to Motocross, for him it is pure relaxation to spend an evening in the workshop with a beer and the guys and to tinker on the bikes.

"The tools from carolus are not only perfect for tinkering, they convey the entire lifestyle perfectly." For this kind of work, our T-keys are used most. Philipp appreciates how work is made easier by the specially shaped grip. We are very happy about it, because we considered just such details in our product design to provide the best user comfort.

For Benny, biking is only indirectly in the foreground. For several years he has been retired from his professional career and is now working in the events sector, of course at events centred around Motocross and BMX. Here he uses his own experience to design the routes and sometimes gives an expert interview to one or two sports channels. "I'm too rooted in the scene to be able to stop completely, and I love the sport too much, so I have sought out a different role in this business," Benny told us in an interview.

Even if he is not an active professional driver any more, the common passion for Motocross binds him especially with his buddy Philipp. Together the two of them try to spend every free minute on the circuit.

Benny can make good use of our tools in both sports. The Allen key with T-handle, for example, is his daily companion, whether for screws on the bike or motorbike. "The tools from carolus have a fresh design and are very good quality. The Allen keys are especially super convenient. I love these tools, they are so simple! "- Nothing left to say!



ASSORTMENTS

The all-round carefree package for every beginner or for those who want to be equipped for the worst-case scenario with a unique price-performance ratio. The universal sets from carolus leave nothing to be desired.



2200.000
UNIVERSAL SET BASIC

70 pieces

Contents:

- Double open ended spanner 6x7 8x9 10x11 12x13 14x15 16x17 18x19 20x22 mm
- Engineers' hammer 300 g
- Combination pliers 180 mm
- Heavy-duty side cutter 200 mm
- Pincer 180 mm
- Multifunctional saw
- Tape measure 3 m
- Pencil
- Screwdriver slotted 4 5.5 6.5 mm
- Screwdriver cross-head Pozi PZ 1 PZ 2
- Hexagon socket key set, 8 pieces, 2 2.5 3 4 5 6 8 10 mm
- VDE Screwdriver slotted 3 mm
- VDE Screwdriver cross-head PH 2
- Flat cold chisel 125 mm
- Water pump pliers 10"
- Voltage tester 3 mm
- VDE Cable knife
- Half-round file 200 mm
- Utility knife with pencil sharpener
- Adjustable wrench 8"
- Bit-Box, 31 pieces
- Handle Minimus®
- Spirit level 300 mm



Code	No.	kg
2255936	2200.000	5.6

	Contents
	**9200** .30
	**2830** .180
	**2840** .200
	**2890** .180
	**9150** .00
	**9534** .03
	9990 .000
	3600 .040 .055 .065
	**3675** .030

	Contents
	**3685** .02
	**3640** .010 .020
	9495 .125
	**2010** .10
	**3710** .03
	**9520** .00
	9340 .00
	**9110** .00
	**3720** .02 .25 .03 .04 .05 .06 .08 .10

	Contents
	**0300** .08
	**3000** .01
	**0500** .0607 .0809 .1011 .1213 .1415 .1617 .1819 .2022
	**4002** .42
	**9530** .0300

223X.000
UNIVERSAL SET BASIC IN CASE/BOX

Contents:
- Double open ended spanner 6x7 8x9 10x11 12x13 14x15 16x17 18x19 20x22 mm
- Engineers' hammer 300 g
- Combination pliers 180 mm
- Heavy-duty side cutter 200 mm
- Pincer 180 mm
- Multifunctional saw
- Tape measure 3 m
- Pencil
- Screwdriver slotted 4 5.5 6.5 mm
- Screwdriver cross-head Pozi PZ 1 PZ 2
- Hexagon socket key set, 8 pieces, 2 2.5 3 4 5 6 8 10 mm
- VDE Screwdriver slotted 3 mm
- VDE Screwdriver cross-head PH 2
- Flat cold chisel 125 mm
- Water pump pliers 10"
- Voltage tester 3 mm
- VDE Cable knife
- Half-round file 200 mm
- Utility knife with pencil sharpener
- Adjustable wrench 8"
- Bit-Box, 31 pieces
- Handle Minimus®
- Spirit level 300 mm



2232.000 Example image



2234.000 Example image



2236.000 Example image



2230.000 Example image

Code	No.	Description	kg
2661764	2230.000	Tool set BASIC in tool case, 70 pcs	10.6
2661942	2232.000	Universal set BASIC in tool box, 70 pcs	10.5
2661837	2234.000	Universal set BASIC in tool case, 70 pcs	10.4
2662019	2236.000	Universal set BASIC in combibag, 70 pcs	7.7

	Contents
	**9200** .30
	**2830** .180
	**2840** .200
	**2890** .180
	**9150** .00
	**9534** .03
	9990 .000
	3600 .040 .055 .065
	**3675** .030

	Contents
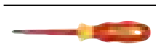	**3685** .02
	**3640** .010 .020
	9495 .125
	**2010** .10
	**3710** .03
	**9520** .00
	**9340** .00
	**9110** .00
	**3720** .02 .25 .03 .04 .05 .06 .08 .10

	Contents
	**0300** .08
	**3000** .01
	**0500** .0607 .0809 .1011 .1213 .1415 .1617 .1819 .2022
	**4002** .42
	9530 .0300

› Empty storage products are also available - see pages 30 - 33

2200.010
UNIVERSAL SET ALLROUND

56 pieces

Contents:

- Combination spanner 8 9 10 11 12 13 14 15 16 17 18 19 21 22 24 27 mm
- Adjustable wrench 6" 12"
- Carbide scriber with clip 150 mm
- Wood sectioned folding ruler 2 m
- Screwdriver slotted 4 5,5 6,5 mm
- Screwdriver cross-head PH 1 PH 2
- Screwdriver cross-head Pozi PZ 1 PZ 2
- Hexagon socket key set, 8 pieces, 2 2,5 3 4 5 6 8 10 mm
- Hexagon socket key set, 7 pieces, TORX® T10 T15 T20 T25 T27 T30 T40
- Voltage tester 3 mm
- Combination pliers 180 mm
- Side cutter 160 mm
- Water pump pliers 10"
- Engineers' hammer 300 g 800 g
- Flat cold chisel 250 mm
- Cross-cut chisel 200 mm
- Drift punch 3 4 5 mm
- Centre punch 5 mm
- Flat file 200 mm
- Round file 200 mm



Code	No.	kg
2255944	2200.010	8.6

	Contents
	**0900** .0080 .0090 .0100 .0110 .0120 .0130 .0140 .0150 .0160 .0170 .0180 .0190 .0210 .0220 .0240 .0270
	**0300** .06 .12
	9746 .000
	**9533** .20
	**3600** .040 .055 .065
	**3630** .010 .020
	**3640** .010 .020

	Contents
	**3710** .03
	**3720** .02 .25 .03 .04 .05 .06 .08 .10
	**3740** .10 .15 .20 .25 .27 .30 .40
	**2830** .180
	**2845** .160
	**2010** .10
	**9200** .30 .80

	Contents
	9495 .250
	9496 .200
	9499 .103 .124 .125
	9410 .012
	**9320** .00
	**9330** .00

223X.010
UNIVERSAL SET ALLROUND IN CASE/BOX

Contents:
- Combination spanner 8 9 10 11 12 13 14 15 16 17 18 19 21 22 24 27 mm
- Adjustable wrench 6" 12"
- Carbide scriber with clip 150 mm
- Wood sectioned folding ruler 2 m
- Screwdriver slotted 4 5,5 6,5 mm
- Screwdriver cross-head PH 1 PH 2
- Screwdriver cross-head Pozi PZ 1 PZ 2
- Hexagon socket key set, 8 pieces, 2 2,5 3 4 5 6 8 10 mm
- Hexagon socket key set, 7 pieces, TORX® T10 T15 T20 T25 T27 T30 T40
- Voltage tester 3 mm
- Combination pliers 180 mm
- Side cutter 160 mm
- Water pump pliers 10"
- Engineers' hammer 300 g 800 g
- Flat cold chisel 250 mm
- Cross-cut chisel 200 mm
- Drift punch 3 4 5 mm
- Centre punch 5 mm
- Flat file 200 mm
- Round file 200 mm



2232.010 Example image



2234.010 Example image



2236.010 Example image



2230.010 Example image

Code	No.	Description	kg
2661772	2230.010	Tool case + Universal set ALLROUND, 56 pcs	13.6
2661950	2232.010	Tool box + Universal set ALLROUND, 56 pcs	13.5
2661861	2234.010	Tool case + Universal set ALLROUND, 56 pcs	13.4
2662027	2236.010	Combi-bag + Universal set ALLROUND, 56 pcs	10.7

	Contents
	**0900** .0080 .0090 .0100 .0110 .0120 .0130 .0140 .0150 .0160 .0170 .0180 .0190 .0210 .0220 .0240 .0270
	**0300** .06 .12
	**9746** .000
	**9533** .20
	**3600** .040 .055 .065
	**3630** .010 .020
	**3640** .010 .020

	Contents
	**3710** .03
	**3720** .02 .25 .03 .04 .05 .06 .08 .10
	**3740** .10 .15 .20 .25 .27 .30 .40
	**2830** .180
	**2845** .160
	**2010** .10
	**9200** .30 .80

	Contents
	9495 .250
	9496 .200
	9499 .103 .124 .125
	9410 .012
	**9320** .00
	**9330** .00

› Empty storage products are also available - see pages 30 - 33

2200.020
UNIVERSAL SET MECHANIC

57 pieces

Contents:

- Combination spanner 6 7 8 9 10 11 12 13 14 15 16 17 18 19 mm
- Screwdriver slotted 3 4 5.5 6.5 mm
- Screwdriver, stubby, slotted 4 mm
- Screwdriver cross-head PH 1 PH 2
- Screwdriver, stubby, cross-head PH 1
- Voltage tester 3 mm
- Hexagon socket key set, 8 pieces, 2 2.5 3 4 5 6 8 10 mm
- Socket 1/2" hexagon 8 10 11 12 13 14 15 16 17 18 19 22 24 mm
- Ratchet 1/2"
- Extension 1/2" 125 250 mm
- Universal joint 1/2"
- Spark plug socket 1/2" 16 20 mm magnatic
- Holding rail 8"
- Adaptor 1/2" for holding rail
- Combination pliers 180 mm
- Side cutter 160 mm
- Water pump pliers 10"
- Engineers' hammer 300 g
- Tape measure 3 m



Code	No.	kg
2255952	2200.020	5.5

	Contents
	**0900** .0060 .0070 .0080 .0090 .0100 .0110 .0120 .0130 .0140 .0150 .0160 .0170 .0180 .0190
	**3600** .030 .040 .055 .065
	**3620** .040
	3630 .010 .020
	**3650** .010
	3711 .030
	**3720** .02 .25 .03 .04 .05 .06 .08 .10

	Contents
	**5100** .08 .10 .11 .12 .13 .14 .15 .16 .17 .18 .19 .22 .24
	**5190** .20
	5150 .12 .25
	**5130** .00
	**5180** .16 .21
	9630 .080
	**5195** .09

	Contents
	**2830** .180
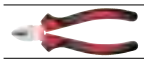	**2845** .160
	**2010** .10
	**9200** .30
	**9534** .03

223X.020
UNIVERSAL SET MECHANIC IN CASE/BOX

Contents:
- Combination spanner 6 7 8 9 10 11 12 13 14 15 16 17 18 19 mm
- Screwdriver slotted 3 4 5.5 6.5 mm
- Screwdriver, stubby, slotted 4 mm
- Screwdriver cross-head PH 1 PH 2
- Screwdriver, stubby, cross-head PH 1
- Voltage tester 3 mm
- Hexagon socket key set, 8 pieces, 2 2.5 3 4 5 6 8 10 mm
- Socket 1/2" hexagon 8 10 11 12 13 14 15 16 17 18 19 22 24 mm
- Ratchet 1/2"
- Extension 1/2" 125 250 mm
- Universal joint 1/2"
- Spark plug socket 1/2" 16 20 mm magnatic
- Holding rail 8"
- Adaptor 1/2" for holding rail
- Combination pliers 180 mm
- Side cutter 160 mm
- Water pump pliers 10"
- Engineers' hammer 300 g
- Tape measure 3 m



2232.020 Example image



2234.020 Example image



2236.020 Example image



2230.020 Example image

Code	No.	Description	kg
2661780	2230.020	Tool case + Universal set MECHANIC, 57 pcs	10.5
2661969	2232.020	Tool box + Universal set MECHANIC, 57 pcs	10.4
2661888	2234.020	Tool case + Universal set MECHANIC, 57 pcs	10.3
2662000	2236.020	Combi-bag + Universal set MECHANIC, 57 pcs	7.6

	Contents
	**0900** .0060 .0070 .0080 .0090 .0100 .0110 .0120 .0130 .0140 .0150 .0160 .0170 .0180 .0190
	**3600** .030 .040 .055 .065
	**3620** .040
	3630 .010 .020
	**3650** .010
	3711 .030
	**3720** .02 .25 .03 .04 .05 .06 .08 .10

	Contents
	**5100** .08 .10 .11 .12 .13 .14 .15 .16 .17 .18 .19 .22 .24
	**5190** .20
	5150 .12 .25
	**5130** .00
	**5180** .16 .21
	9630 .080
	**5195** .09

	Contents
	**2830** .180
	**2845** .160
	**2010** .10
	**9200** .30
	**9534** .03

› Empty storage products are also available - see pages 30 - 33

2200.030
UNIVERSAL SET ALL-IN
107 pieces

Contents:
- Ratchet 1/2"
- Extension 1/2" 125 250 mm
- Universal joint 1/2"
- Socket 1/2" hexagon 8 10 11 12 13 14 15 16 17 18 19 22 24 27 30 32 mm
- Holding rail 8"
- Adaptor 1/2" for holding rail
- Ratchet 1/4"
- Extension 1/4" 100 mm
- Socket 1/4" hexagon 4 4.5 5 5.5 6 7 8 9 10 11 12 13 14 mm
- Bit-Box, 31 pieces
- Handle Minimus®
- Hexagonal shaft with 1/4" drive for fittings
- Universal joint 1/4"
- Holding rail 6"
- Adaptor 1/4" for holding rail
- Ratchet wrench 8 9 10 11 12 13 14 15 17 19 mm
- Screwdriver slotted 3 4 5.5 6.5 mm
- Screwdriver cross-head PH 1 PH 2
- Hexagon socket key set, 8 pieces, 2 2.5 3 4 5 6 8 10 mm
- Combination pliers 180 mm
- Heavy-duty side cutter 200 mm
- Telephone pliers, straight pattern 200 mm
- Water pump pliers 10"
- Engineers' hammer 500 g
- Flat cold chisel 150 mm
- Centre punch 10 mm
- Pin punch 4 mm
- Drift punch 4 mm
- Utility knife with pencil sharpener
- Tape measure 5 m



Code	No.	kg
2255960	2200.030	8.6

	Contents
	**5190** .20
	**5150** .12 .25
	**5130** .00
	**5100** .08 .10 .11 .12 .13 .14 .15 .16 .17 .18 .19 .22 .24 .27 .30 .32
	9630 .080
	**5195** .09
	**4177** .20
	4179 .00
	**4179** .80
	**4177** .04 .45 .05 .55 .06 .07 .08 .09 .10 .11 .12 .13 .14

	Contents
	**4002** .42
	4002 .40
	**9630** .060
	**4195** .09
	**1700** .08 .09 .10 .11 .12 .13 .14 .15 .17 .19
	**3600** .030 .040 .055 .065
	**3630** .010 .020
	**3720** .02 .25 .03 .04 .05 .06 .08 .10
	**3000** .01

	Contents
	**2830** .180
	**2840** .200
	**2850** .200
	**2010** .10
	**9200** .50
	9495 .150
	**9410** .010
	9411 .94
	**9499** .124
	**9110** .00
	**9534** .05

223X.030
UNIVERSAL SET ALL-IN IN CASE/BOX

Contents:
- Ratchet 1/2"
- Extension 1/2" 125 250 mm
- Universal joint 1/2"
- Socket 1/2" hexagon 8 10 11 12 13 14 15 16 17 18 19 22 24 27 30 32 mm
- Holding rail 8"
- Adaptor 1/2" for holding rail
- Ratchet 1/4"
- Extension 1/4" 100 mm
- Socket 1/4" hexagon 4 4.5 5 5.5 6 7 8 9 10 11 12 13 14 mm
- Bit-Box, 31 pieces
- Handle Minimus®
- Hexagonal shaft with 1/4" drive for fittings
- Universal joint 1/4"
- Holding rail 6"
- Adaptor 1/4" for holding rail
- Ratchet wrench 8 9 10 11 12 13 14 15 17 19 mm
- Screwdriver slotted 3 4 5.5 6.5 mm
- Screwdriver cross-head PH 1 PH 2
- Hexagon socket key set, 8 pieces, 2 2.5 3 4 5 6 8 10 mm
- Combination pliers 180 mm
- Heavy-duty side cutter 200 mm
- Telephone pliers, straight pattern 200 mm
- Water pump pliers 10"
- Engineers' hammer 500 g
- Flat cold chisel 150 mm
- Centre punch 10 mm
- Pin punch 4 mm
- Drift punch 4 mm
- Utility knife with pencil sharpener
- Tape measure 5 m



2232.030 Example image



2234.030 Example image



2230.030 Example image

Code	No.	Description	kg
2661802	2230.030	Tool case + Universal set ALL-IN, 107 pcs	13.6
2651858	2232.030	Tool box + Universal set ALL-IN, 107 pcs	13.5
2661896	2234.030	Tool case + Universal set ALL-IN, 107 pcs	13.4

	Contents
	**5190** .20
	**5150** .12 .25
	**5130** .00
	**5100** .08 .10 .11 .12 .13 .14 .15 .16 .17 .18 .19 .22 .24 .27 .30 .32
	9630 .080
	**5195** .09
	**4177** .20
	4179 .00 .80
	**4179** .80
	**4177** .04 .45 .05 .55 .06 .07 .08 .09 .10 .11 .12 .13 .14
	**4002** .42

	Contents
	4002 .40
	**9630** .060
	**4195** .09
	**1700** .08 .09 .10 .11 .12 .13 .14 .15 .17 .19
	**3600** .030 .040 .055 .065
	**3630** .010 .020
	**3720** .02 .25 .03 .04 .05 .06 .08 .10
	**3000** .01
	**2830** .180
	**2840** .200

	Contents
	**2850** .200
	**2010** .10
	**9200** .50
	9495 .150
	9410 .010
	9411 .94
	9499 .124
	**9110** .00
	**9534** .05

› Empty storage products are also available - see pages 30 - 33

2200.040
SPECIAL SET ELECTRO-TECHNICS

41 pieces

Contents:

- Double open ended spanner 6x7 8x9 10x11 12x13 14x15 16x17 18x19 20x22 21x23 24x27 mm
- Engineers' hammer 300 g
- Club hammer 1000 g
- Carbide scriber with clip 150 mm
- Centre punch 12 mm
- Flat cold chisel 250 mm
- Point chisel 250 mm
- Electricians' chisel 250 mm
- Universal voltage tester 6-400 V AC/DC
- Voltage tester 3 mm
- Wood sectioned folding ruler 2 m
- Scraper 60 mm
- VDE Screwdriver slotted 2.5 3 4 5.5 mm
- VDE Screwdriver cross-head PH 1 PH 2
- VDE Combination pliers 180 mm
- VDE Side cutter 160 mm
- VDE Telephone pliers, angled pattern 200 mm
- VDE Cable knife
- Hexagon socket key set, 8 pieces, 2 2.5 3 4 5 6 8 10 mm
- Spirit level 300 mm
- Pencil



Code	No.	kg
2255979	2200.040	7.0

	Contents
	**0500** .0607 .0809 .1011 .1213 .1415 .1617 .1819 .2022 .2123 .2427
	**9200** .30
	**9250** .00
	9410 .012
	9411 .250
	9412 .250
	9495 .250
	**3675** .025 .030 .040 .055

	Contents
	**3685** .01 .02
	**3715** .000
	**3710** .03
	**3720** .02 .25 .03 .04 .05 .06 .08 .10
	**9525** .00
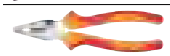	**2930** .180
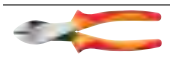	**2945** .180
	**2951** .200

	Contents
	**9533** .20
	9746 .000
	**9530** .0300
	**9175** .060
	9990 .000

223X.040
SPECIAL SET ELECTRO-TECHNICS IN CASE/BOX

Contents:
- Double open ended spanner 6x7 8x9 10x11 12x13 14x15 16x17 18x19 20x22 21x23 24x27 mm
- Engineers' hammer 300 g
- Club hammer 1000 g
- Carbide scriber with clip 150 mm
- Centre punch 12 mm
- Flat cold chisel 250 mm
- Point chisel 250 mm
- Electricians' chisel 250 mm
- Universal voltage tester 6-400 V AC/DC
- Voltage tester 3 mm
- Wood sectioned folding ruler 2 m
- Scraper 60 mm
- VDE Screwdriver slotted 2.5 3 4 5.5 mm
- VDE Screwdriver cross-head PH 1 PH 2
- VDE Combination pliers 180 mm
- VDE Side cutter 160 mm
- VDE Telephone pliers, angled pattern 200 mm
- VDE Cable knife
- Hexagon socket key set, 8 pieces, 2 2.5 3 4 5 6 8 10 mm
- Spirit level 300 mm
- Pencil



2232.040 Example image



2234.040 Example image



2236.040 Example image



2230.040 Example image

Code	No.	Description	kg
2661810	2230.040	Tool case + Universal set ELECTRO-TECHNICS, 41 pcs	12.0
2661977	2232.040	Tool box + Universal set ELECTRO-TECHNICS, 41 pcs	11.9
2661918	2234.040	Tool case + Universal set ELECTRO-TECHNICS, 41 pcs	11.8
2662043	2236.040	Combi-bag + Universal set ELECTRO-TECHNICS, 41 pcs	9.1

	Contents
	**0500** .0607 .0809 .1011 .1213 .1415 .1617 .1819 .2022 .2123 .2427
	**9200** .30
	**9250** .00
	9410 .012
	9411 .250
	9412 .250
	9495 .250
	**3675** .025 .030 .040 .055

	Contents
	**3685** .01 .02
	**3715** .000
	**3710** .03
	**3720** .02 .25 .03 .04 .05 .06 .08 .10
	**9525** .00
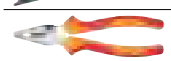	**2930** .180
	**2945** .180
	**2951** .200

	Contents
	**9533** .20
	9746 .000
	**9530** .0300
	**9175** .060
	9990 .000

› Empty storage products are also available - see pages 30 - 33

2200.060
SPECIAL SET METAL WORK
60 pieces

Contents:
- Double open ended spanner
  6x7 8x9 10x11 12x13 14x15 16x17 18x19 20x22 21x23 24x27 30x32 mm
- Double ended ring spanner
  6x7 8x9 10x11 12x13 14x15 16x17 18x19 20x22 21x23 24x27 30x32 mm
- Adjustable wrench 6" 12"
- Reversible ratchet wrench 8 10 13 17 19 mm
- Carbide scriber with clip 150 mm
- Wood sectioned folding ruler 2 m
- Screwdriver slotted 4 5,5 6,5 mm
- Screwdriver cross-head PH 1 PH 2
- Screwdriver cross-head Pozi PZ 1 PZ 2
- Screwdriver with T-handle 2,5 3 4 5 6 8 10 mm
- Combination pliers 200 mm
- Heavy-duty side cutter 180 mm
- Water pump pliers 10" with automatic single-hand adjustment
- Curved jaw locking pliers 10"
- Engineers' hammer 300 g 800 g
- Flat cold chisel 250 mm
- Cross-cut chisel 200 mm
- Drift punch 2 3 4 mm
- Centre punch 12 mm
- Flat file
- Round file
- Multifunction saw



Code	No.	kg
2255995	2200.060	12.3

	Contents
	**0500** .0607 .0809 .1011 .1213 .1415 .1617 .1819 .2022 .2123 .2427 .3032
	**0100** .0607 .0809 .1011 .1213 .1415 .1617 .1819 .2022 .2123 .2427 .3032
	**0300** .06 .12
	**1710** .08 .10 .13 .17 .19
	3600 .040 .055 .065
	3630 .010 .020
	**3640** .010 .020

	Contents
	**3810** .025 .030 .040 .050 .060 .080 .100
	**2830** .200
	**2840** .180
	**2815** .10
	**2820** .10
	**9200** .30 .80
	9495 .250

	Contents
	9496 .200
	9499 .102 .103 .124
	9410 .012
	9320 .00
	9330 .00
	9746 .000
	9533 .20
	**9150** .00

223X.060
SPECIAL SET METAL WORK IN CASE/BOX

Contents:
- Double open ended spanner
  6x7 8x9 10x11 12x13 14x15 16x17 18x19 20x22 21x23 24x27 30x32 mm
- Double ended ring spanner
  6x7 8x9 10x11 12x13 14x15 16x17 18x19 20x22 21x23 24x27 30x32 mm
- Adjustable wrench 6" 12"
- Reversible ratchet wrench 8 10 13 17 19 mm
- Carbide scriber with clip 150 mm
- Wood sectioned folding ruler 2 m
- Screwdriver slotted 4 5,5 6,5 mm
- Screwdriver cross-head PH 1 PH 2
- Screwdriver cross-head Pozi PZ 1 PZ 2
- Screwdriver with T-handle 2,5 3 4 5 6 8 10 mm
- Combination pliers 200 mm
- Heavy-duty side cutter 180 mm
- Water pump pliers 10" with automatic single-hand adjustment
- Curved jaw locking pliers 10"
- Engineers' hammer 300 g 800 g
- Flat cold chisel 250 mm
- Cross-cut chisel 200 mm
- Drift punch 2 3 4 mm
- Centre punch 12 mm
- Flat file
- Round file
- Multifunction saw



2232.060 Example image



2234.060 Example image



2230.060 Example image

Code	No.	Description	kg
2544504	2230.060	Tool case + special set METAL WORK, 60 pcs	17.3
2661993	2232.060	Tool box + special set METAL WORK, 60 pcs	17.3
2661934	2234.060	Tool case + special set METAL WORK, 60 pcs	17.1

	Contents
	**0500** .0607 .0809 .1011 .1213 .1415 .1617 .1819 .2022 .2123 .2427 .3032
	**0100** .0607 .0809 .1011 .1213 .1415 .1617 .1819 .2022 .2123 .2427 .3032
	**0300** .06 .12
	**1710** .08 .10 .13 .17 .19
	**3600** .040 .055 .065
	3630 .010 .020
	**3640** .010 .020
	**3810** .025 .030 .040 .050 .060 .080 .100

	Contents
	**2830** .200
	**2840** .180
	**2815** .10
	**2820** .10
	**9200** .30 .80
	9495 .250
	9496 .200
	9499 .102 .103 .124
	9410 .012

	Contents
	**9320** .00
	**9330** .00
	9746 .000
	**9533** .20
	**9150** .00

› Empty storage products are also available - see pages 30 - 33

2200.070
TOOL SET IN PLASTIC MODULES
80 pieces

Contents:
- 2020.95 Screwdriver set in 1/3 module
- 2020.93 Pliers set in 1/3 module
- 2020.94 Hammer and chisel set in 1/3 module
- 2020.96 Socket set 1/2" in 1/3 module
- 2020.97 Ratchet and accessories 1/2" in 1/3 module
- 2020.721 Screwdriver set in 1/3 module
- 2020.710 Combination spanner set and hexagon socket keys in 2/3 module
- 2020.700 1/3 tool module empty
- 9112.00 Utility knife



- suitable for tool trolley MECHANIC 2046.10 / 2046.20

Code	No.	kg
2267306	2200.070	13.0

	Contents
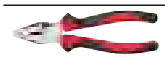	**2830** .180
	**2010** .10
	**2850** .160
	**2845** .160
	**9200** .30
	9495 .125 .150
	9496 .125
	9499 .103
	9410 .010
	9411 .94

	Contents
	**3600** .040 .055 .065 .080
	**3630** .010 .020
	**5100** .10 .11 .12 .13 .14 .15 .16 .17 .18 .19 .21 .22 .23 .24 .26 .27 .28 .30 .32
	**5135** .06 .07 .08 .09 .10 .12 .14
	**5190** .30
	**5130** .00
	**5140** .00
	**5150** .12 .25

	Contents
	**0900** .0060 .0070 .0080 .0090 .0100 .0110 .0120 .0130 .0140 .0150 .0160 .0170 .0180 .0190 .0210 .0220 .0240
	**3720** .02 .25 .03 .04 .05 .06 .08 .10
	**3690** .100 .150 .200 .250 .300 .400
	**9112** .00

2200.080
TOOL SET IN PLASTIC MODULES
118 pieces

Contents:
- 2020.93 Pliers set in 1/3 module
- 2020.85 Socket set 1/4" in 1/3 module
- 2020.96 Socket set 1/2" in 1/3 module
- 2020.95 Screwdriver set in 1/3 module
- 2020.94 Hammer and chisel set in 1/3 module
- 2020.97 Ratchet and accessories 1/2" in 1/3 module
- 2020.721 Screwdriver set in 1/3 module
- 2020.710 Combination spanner set and hexagon socket keys in 2/3 module
- 9112.00 Utility knife
- 9534.03 Tape measure 3 m



- suitable for tool trolley MECHANIC 2046.10 / 2046.20

Code	No.	kg
2267314	2200.080	14.0

	Contents
	**4177** .04 .45 .05 .55 .06 .07 .08 .09 .10 .11 .12 .13
	**4173** .10 .15 .20 .25 .27 .30 .40
	**4178** .03 .04 .05 .06 .08 .10
	**4179** .55 .65
	**4179** .20 .30 .40
	**4172** .10 .20
	**4179** .70
	**4179** .94
	4179 .00
	**4179** .80
	**4177** .20
	**2830** .180
	**2010** .10

	Contents
	**2850** .160
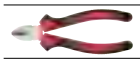	**2845** .160
	**9200** .30
	9495 .125 .150
	9496 .125
	9499 .103
	9410 .010
	9411 .94
	3600 .040 .055 .065 .080
	**3630** .010 .020
	**5100** .10 .11 .12 .13 .14 .15 .16 .17 .18 .19 .21 .22 .23 .24 .26 .27 .28 .30 .32
	**5135** .06 .07 .08 .09 .10 .12 .14

	Contents
	**5190** .30
	**5130** .00
	**5140** .00
	5150 .12 .25
	**0900** .0060 .0070 .0080 .0090 .0100 .0110 .0120 .0130 .0140 .0150 .0160 .0170 .0180 .0190 .0210 .0220 .0240
	**3720** .02 .25 .03 .04 .05 .06 .08 .10
	**3690** .100 .150 .200 .250 .300 .400
	**9112** .00
	**9534** .03

2200.090
TOOL SET IN PLASTIC MODULES

164 pieces

Contents:

- 2020.85 Socket set 1/4" in 1/3 module
- 2020.91 Double ended ring spanner set in 1/3 module
- 2020.93 Pliers set in 1/3 module
- 2020.94 Hammer and chisel set in 1/3 module
- 2020.96 Socket set 1/2" in 1/3 module
- 2020.97 Ratchet and accessories 1/2" in 1/3 module
- 2020.700 1/3 tool module empty
- 2020.711 Reversible ratchet wrench set in 2/3 module
- 2020.720 Screwdriver set in 1/3 module
- 2020.721 Screwdriver set in 1/3 module
- 2020.724 Circlip pliers set in 1/3 module
- 2820.10 Locking plier 10"
- 3000.01 Bit box 1/4" PROFI
- 3600.00 Magnetizer
- 9000.00 Digital calliper
- 9112.00 Utility knife
- 9010.00 Feeler gauge set, 13 pcs
- 9340.00 Half-round file
- 9534.03 Tape measure 3 m



- suitable for tool trolley MECHANIC 2046.10 / 2046.20

Code	No.	kg
2267322	2200.090	19.0

	Contents
	4177 .04 .45 .05 .55 .06 .07 .08 .09 .10 .11 .12 .13
	4173 .10 .15 .20 .25 .27 .30 .40
	4178 .03 .04 .05 .06 .08 .10
	4179 .55 .65
	4179 .20 .30 .40
	4172 .10 .20
	4179 .70
	4179 .94
	4179 .00
	4179 .80
	4177 .20
	0100 .0607 .0809 .1011 .1213 .1415 .1617 .1819 .2022
	2830 .180
	2010 .10
	2850 .160
	2845 .160
	9200 .30

	Contents
	9495 .125 .150
	9496 .125
	9499 .103
	9410 .010
	9411 .94
	5100 .10 .11 .12 .13 .14 .15 .16 .17 .18 .19 .21 .22 .23 .24 .26 .27 .28 .30 .32
	5135 .06 .07 .08 .09 .10 .12 .14
	5190 .30
	5130 .00
	5140 .00
	5150 .12 .25
	1710 .08 .09 .10 .11 .12 .13 .14 .15 .16 .17 .18 .19 .20 .21 .22
	3720 .02 .25 .03 .04 .05 .06 .08 .10
	3600 .040 .055 .065 .080
	3640 .010 .020
	3690 .100 .150 .200 .250 .300 .400

	Contents
	2860 .19
	2861 .19
	2870 .19
	2871 .19
	2820 .10
	9340 .00
	9112 .00
	9534 .03
	9010 .00
	9000 .00
	3600 .00
	3000 .01
	2020 .700

2250.5801
TOOL SET IN FOAM MODULES
222 pieces

Contents:
- 2250.901 Tool set sockets, ratchet, accessories 1/4"-1/2"
- 2250.902 Tool set pliers, hammers, chisels
- 2250.903 Tool set screwdrivers, files
- 2250.904 Tool set ratchet wrenches, open ended spanners
- 2250.905 Tool set measuring and cutting
- 3000.02 Bit box 1/4" BICOLOR








- suitable for tool trolley MECHANIC, WINGMAN 2057.10

Code	No.	kg
2862204	2250.5801	16.6

	Contents
	**4172** .10 .20
	**4173** .10 .15 .20 .25 .27 .30 .40
	**4177** .04 .45 .05 .55 .06 .07 .08 .09 .10 .11 .12 .13 .14
	**4176** .04 .45 .05 .55 .06 .07 .08 .09 .10 .11 .12 .13
	**4178** .03 .04 .05 .06 .08 .10
	**4179** .55 .65
	**4179** .20 .30 .40
	**4177** .20
	4179 .00
	**4179** .70
	**4179** .80
	4002 .40
	**4002** .42
	**5100** .10 .11 .12 .13 .14 .15 .16 .17 .18 .19 .21 .22 .23 .24 .26 .27 .28 .30 .32
	**5135** .06 .07 .08 .09 .10 .12 .14
	**5180** .16 .21
	**5130** .00
	**5140** .00
	**5150** .12 .25
	**5190** .30
	**0300** .08

	Contents
	**2860** .19
	**2861** .19
	**2870** .19
	**2871** .19
	**9010** .00
	**2820** .10
	**2830** .180
	**2845** .160
	**2850**.160
	**2010** .10
	**9200** .30
	9495 .125 .150
	9496 .125
	9410 .010
	9411 .94
	9499 .103
	3600 .040 .055 .065 .080
	3630 .010 .020
	3690 .100 .150 .200 .250 .300 .400
	3710 .03

	Contents
	3720 .02 .25 .03 .04 .05 .06 .08 .10
	4125 .00
	9310 .00
	9330 .00
	9340 .00
	1710 .08 .09 .10 .11 .12 .13 .14 .15 .16 .17 .18 .19 .20 .22
	0500 .0607 .0809 .1011 .1213 .1415 .1617 .1819 .2022
	9000 .00
	9100 .00
	9100 .05
	9100 .10
	9534 .03
	3600 .00
	9150 .00
	9530 .0300
	9533 .20
	9990 .000
	9746 .000
	9930 .000
	3000 .02

2250.3802
TOOL SET IN FOAM MODULES
130 pieces

Contents:
- 2250.901 Tool set sockets, ratchet, accessories 1/4"-1/2"
- 2250.906 Tool set screwdrivers, pliers, hammer, chisel
- 2250.907 Tool set ratchet wrenches, open-ended spanners







- suitable for tool trolley MECHANIC, WINGMAN 2054.10 / 2057.10

Code	No.	kg
2862212	2250.3802	13.6

	Contents
	4172 .10 .20
	4173 .10 .15 .20 .25 .27 .30 .40
	4177 .04 .45 .05 .55 .06 .07 .08 .09 .10 .11 .12 .13 .14
	4176 .04 .45 .05 .55 .06 .07 .08 .09 .10 .11 .12 .13
	4178 .03 .04 .05 .06 .08 .10
	4179 .55 .65
	4179 .20 .30 .40
	4177 .20
	4179 .00
	4179 .70
	4179 .80
	4002 .40
	4002 .42
	5100 .10 .11 .12 .13 .14 .15 .16 .17 .18 .19 .21 .22 .23 .24 .26 .27 .28 .30 .32
	5135 .06 .07 .08 .09 .10 .12 .14

	Contents
	5180 .16 .21
	5130 .00
	5140 .00
	5150 .12 .25
	5190 .30
	0300 .08
	2830 .180
	2845 .160
	2850 .200
	3600 .030 .040 .055 .065
	3630 .010 .020
	3690 .100 .150 .200 .250 .300 .400
	2010 .10
	9200 .30
	9497 .125 .150

	Contents
	9498 .125
	9499 .124
	9410 .010
	9411 .94
	1700 .08 .09 .10 .11 .12 .13 .14 .15 .16 .17 .18 .19 .20 .22
	0500 .0607 .0809 .1011 .1213 .1415 .1617 .1819 .2022

2250.5803
TOOL SET IN FOAM MODULES
222 pieces

Contents:
- 2250.901 Tool set sockets, ratchet, accessories 1/4"-1/2"
- 2250.902 Tool set pliers, hammers, chisels
- 2250.903 Tool set screwdrivers, files
- 2250.905 Tool set measuring and cutting
- 2250.907 Tool set ratchet wrenches, open-ended spanners
- 3000.02 Bit box 1/4" BICOLOR








- suitable for tool trolley MECHANIC, WINGMAN 2057.10

Code	No.	kg
2862220	2250.5803	20.0

Contents


4172 .10 .20


4173 .10 .15 .20 .25 .27 .30 .40


4177 .04 .45 .05 .55 .06 .07 .08 .09 .10 .11 .12 .13 .14


4176 .04 .45 .05 .55 .06 .07 .08 .09 .10 .11 .12 .13


4178 .03 .04 .05 .06 .08 .10


4179 .55 .65


4179 .20 .30 .40


4177 .20

4179 .00


4179 .70


4179 .80

4002 .40


4002 .42


5100 .10 .11 .12 .13 .14 .15 .16 .17 .18 .19 .21 .22 .23 .24 .26 .27 .28 .30 .32


5135 .06 .07 .08 .09 .10 .12 .14


5180 .16 .21


5130 .00


5140 .00

5150 .12 .25


5190 .30


0300 .08


2860 .19


2861 .19


2870 .19


2871 .19

9010 .00


2820 .10


2830 .180


2845 .160


2850.160

Contents


2010 .10


9200 .30

9495 .125 .150

9496 .125

9410 .010

9411 .94

9499 .103


3600 .040 .055 .065 .080


3630 .010 .020


3690 .100 .150 .200 .250 .300 .400

3710 .03

3720 .02 .25 .03 .04 .05 .06 .08 .10

4125 .00

9310 .00

9330 .00

9340 .00

9000 .00

9100 .00

9100 .05

9100 .10

9534 .03

3600 .00

9150 .00

9530 .0300

9533 .20

9990 .000

9746 .000

9930 .000

1700 .08 .09 .10 .11 .12 .13 .14 .15 .16 .17 .18 .19 .20 .22

0500 .0607 .0809 .1011 .1213 .1415 .1617 .1819 .2022

Contents

3000 .02

TOOL CASES

High-quality tools deserve high quality protection: Our tool cases provide strong covers, secure hinges and optimum protection against corrosion.
For a better overview at work: here you'll find everything you need.



2030.00
TOOL CASE

- Made from sheet steel
- 5 compartments
- Dimensions: W 535 x H 260 x D 210 mm
- **Without tools**





› This item is also available including tools - please refer to page 11 - 22





Code	No.	kg
1887831	2030.00	5.0

2032.00
TOOL BOX

- From polypropylene
- Includes four sorting boxes with adjustable compartments for small parts
- Additional generous storage under lid. The compartment is large enough for standard-size power tools
- Stable and ergonomic seat
- Recessed folding handle allows convenient transport and use as a seat
- The box is capable of carrying a 150 kg load, allowing use as a step stool
- Dimensions: L 420 x D 303 x H 400 mm
- **Without tools**





› This item is also available including tools - please refer to page 11 - 22



Code	No.	kg
2247674	2032.00	4.9

2034.001
TOOL CASE

- Tool case made of ABS
- 1 document area in lid, fixed with Velcro®, detachable
- 1 lid tool pallet with pouches plus on 2 sides
- 1 bottom tool pallet with pouches on one side
- 2 metal locks with keys
- Bottom area with variable dividers (big or small parts)
- Dimensions: L 445 x D 180 x H 380 mm
- **Without tools**







- This item is also available including tools - please refer to page 11 - 22



Code	No.	kg
2690713	2034.001	4.5

2035.00
TOOL BOX 16"

- Impact-proof plastic
- High design for bulky tools
- Small parts compartments in the lid
- Interior compartments with handle
- Hasp for padlock
- 2 locks
- Dimensions: W 405 x H 240 x D 255 mm





Code	No.	kg
2681218	2035.00	1.4

2036.001
MULTIFUNCTION COMBIBAG

- **Laptop bag up to 17"**
- Padded compartment for safe transport of laptop and accessories
- Compartment for Smartphone
- Compartments for pens
- Small parts compartments, open and closable
- Compartment for ring binder
- Outside pocket on rear
- Trolley holder
- Separate carrying handles
- Padded shoulder strap for comfortable transport
- Stable metal eyelets for shoulder strap
- **Detachable bag for tools**
- With reinforced zipper to tie to the laptop bag
- Large, double front pocket with top and front zipper
- 18 large inside pocket for tools
- 26 stretch straps for tools with different diameters
- Separate carrying handles
- Anti-slip protection areas at the bottom
- Material 1680D Nylon
- Dimensions: 480x370x140 mm (empty)
- **Without tools**









› This item is also available including tools - please refer to page 11 - 22







Code	No.	kg
2790580	2036.001	2.1

WORKSHOP FURNITURE

Those who value order in the workplace will appreciate the carolus workshop trolley. Mobile, space-saving and extremely easy to care for, they bring order to chaos. Composed of powder-coated sheet panel parts, the trolleys offer optimum protection.



2046
WORKSHOP TROLLEY MECHANIC WITH 6 DRAWERS

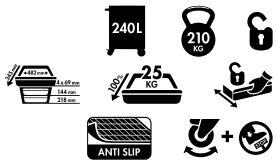

- In strong, sheet steel construction, torsionally rigid, to take high loadings
- Working platform with ABS top
- Side frame with square perforation for accessories
- 6 drawers with telescopic full extension and individual locking device (single-hand operation)
- Individual locking device on every drawer prevents them from opening when the trolley is in motion
- Load capacity 25 kg per drawer, variable partitionable
- Drawer size inside: W 482 x D 345 mm, front height 4x 69 mm, 1x 144 mm, 1x 218 mm
- Central locking with cylinder lock, supplied with two keys
- Two swivel castors Ø 100 mm, one with double wheel locking, two fixed castors Ø 140 mm, laterally protruding, therefore high stability
- Load capacity 210 kg
- Dimensions: H 910 x W 628 x D 418 mm (without handle)





Code	No.	Description	H	W	D	kg
2835940	2046.10	Workshop trolley MECHANIC, 6 drawers, red/anthracite	910	628	418	56.0
2836130	2046.20	Workshop trolley MECHANIC, 6 drawers, blue/light-grey	910	628	418	56.0

PARTS/ACCESSORIES

Code	No.	Description	kg
2885387	2046.9901	Spare lock with key for MECHANIC	0.060
2885395	2046.9902	Spare ball bearing slides for MECHANIC	0.760
2885409	2046.9903	Fixed castors for MECHANIC	0.580
2885417	2046.9904	Swivel castor with brake for MECHANIC	0.950

2046.9916
SET OF LENGTHWISE DIVIDERS FOR MECHANIC

6 pieces



Code	No.	L	H	W	kg
2920689	2046.9916	343	60	0.8	0.350

2054
WORKSHOP TROLLEY WINGMAN WITH 4 DRAWERS

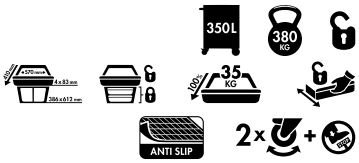

- In strong, sheet steel construction, torsionally rigid, to take high loadings
- Working platform with ABS top
- Side frame with square perforation for accessories, with paper roll holder, can holder, waste basket
- Large handle on either side
- 4 drawers with telescopic full extension and individual locking device (single-hand operation)
- Individual locking device on every drawer prevents them from opening when the trolley is in motion, therefore high stability
- Load capacity 35 kg per drawer
- Drawer size inside: W 570 x D 410 mm
- Drawers with anti-slip mat
- 4 drawers front height 83 mm
- Large compartment with 2 lockable wing doors
- Dimensions per door: H 386 x W 306 mm
- Central locking with cylinder lock, supplied with two keys
- Two swivel castors Ø 125 mm, with brake, two fixed castors
- Load capacity 380 kg
- Dimensions: H 1034 x W 724 x D 470 mm (without handle)







Code	No.	Description	H	W	D		kg
2859513	2054.10	Workshop trolley WINGMAN, 4 drawers, red/anthracite	1034	724	470	Drawers: 4x H = 83 mm Compartment: H = 386 mm W = 612 mm	68.0

PARTS/ACCESSORIES

Code	No.	Description	kg
2885344	2057.9901	Spare lock with key for WINGMAN	0.060
2885352	2057.9902	Spare ball bearing slides for WINGMAN	1.180
2885360	2057.9903	Fixed castor for WINGMAN	1.300
2885379	2057.9904	Swivel castor with brake for WINGMAN	2.040
2885425	2057.9910	Anti-slip mat 565x405mm for MECHANIC and WINGMAN	0.100

2057
WORKSHOP TROLLEY WINGMAN WITH 7 DRAWERS

- In strong, sheet steel construction, torsionally rigid, to take high loadings
- Working platform with ABS top
- Side frame with square perforation for accessories, with paper roll holder, can holder, waste basket
- Large handle on either side
- 7 drawers with telescopic full extension and individual locking device (single-hand operation)
- Individual locking device on every drawer prevents them from opening when the trolley is in motion, therefore high stability
- Load capacity 35 kg per drawer
- Drawer size inside: W 570 x D 410 mm
- 5 drawers front height 83 mm
- 2 drawers front height 155 mm
- Drawers with anti-slip mat
- Central locking with cylinder lock, supplied with two keys
- Two swivel castors Ø 125 mm, with brake, two fixed castors
- Load capacity 450 kg
- Dimensions: H 1034 x W 724 x D 470 mm (without handle)







Code	No.	H	W	D		
2857448	2057.10	1034	724	470	Drawers: 5x H = 83 mm 2x H = 155 mm	80.0

2246.XXXX
WORKSHOP TROLLEY MECHANIC AND ASSORTMENTS



- In strong, sheet steel construction, torsionally rigid, to take high loadings
- Working platform with ABS top
- Side frame with square perforation for accessories
- 6 drawers with telescopic full extension and individual locking device (single-hand operation)
- Individual locking device on every drawer prevents them from opening when the trolley is in motion
- Load capacity 25 kg per drawer, variable partitionable
- Drawer size inside: W 482 x D 345 mm, front height 4x 69 mm, 1x 144 mm, 1x 218 mm
- Central locking with cylinder lock, supplied with two keys
- Two swivel castors Ø 100 mm, one with double wheel locking, two fixed castors Ø 140 mm, laterally protruding, therefore high stability
- Load capacity 210 kg
- Dimensions: H 910 x W 628 x D 418 mm (without handle)





Code	No.	Description	kg
2862336	2246.1070	Workshop trolley MECHANIC red with tool set 2200.070, 80 pcs	69.0
2862344	2246.1080	Workshop trolley MECHANIC red with tool set 2200.080, 118 pcs	70.0
2862352	2246.1090	Workshop trolley MECHANIC red + 2200.090 tool set 164 pcs	75.0
2862395	2246.1801	Workshop trolley MECHANIC red with tool set 2250.5801, 222 pcs	72.6
2862409	2246.1802	Workshop trolley MECHANIC red with tool set 2250.3802, 130 pcs	69.6
2862417	2246.1803	Workshop trolley MECHANIC red with tool set 2250.5803, 222 pcs	76.0
2862360	2246.2070	Workshop trolley MECHANIC blue with tool set 2200.070, 80 pcs	69.0
2862379	2246.2080	Workshop trolley MECHANIC blue with tool set 2200.080, 118 pcs	70.0
2862387	2246.2090	Workshop trolley MECHANIC blue with tool set 2200.090, 164 pcs	75.0
2862425	2246.2801	Workshop trolley MECHANIC blue with tool set 2250.5801, 222 pcs	72.6
2862433	2246.2802	Workshop trolley MECHANIC blue with tool set 2250.3802, 130 pcs	69.6
2862441	2246.2803	Workshop trolley MECHANIC blue with tool set 2250.5803, 222 pcs	76.0

OVERVIEW ASSORTMENTS MECHANIC



2250.5801



2250.3802



2250.5803



2200.090



2200.070



2200.080

2254.1802
WORKSHOP TROLLEY WINGMAN WITH TOOL SET 2250.3802, 130 PCS

- In strong, sheet steel construction, torsionally rigid, to take high loadings
- Working platform with ABS top
- Side frame with square perforation for accessories, with paper roll holder, can holder, waste basket
- Large handle on either side
- 4 drawers with telescopic full extension and individual locking device (single-hand operation)
- Individual locking device on every drawer prevents them from opening when the trolley is in motion, therefore high stability
- Load capacity 35 kg per drawer
- Drawer size inside: W 570 x D 410 mm
- Drawers with anti-slip mat
- 4 drawers front height 83 mm
- Large compartment with 2 lockable wing doors
- Dimensions per door: H 386 x W 306 mm
- Central locking with cylinder lock, supplied with two keys
- Two swivel castors Ø 125 mm, with brake, two fixed castors
- Load capacity 380 kg
- Dimensions: H 1034 x W 724 x D 470 mm (without handle)

Contents:

- 2250.901 Tool set sockets, ratchet, accessories 1/4"-1/2"
- 2250.906 Tool set screwdrivers, pliers, hammer, chisel
- 2250.907 Tool set ratchet wrenches, open-ended spanners















Code	No.	H	W	D	kg
2862492	2254.1802	1034	724	470	81.6

2257.XXXX
WORKSHOP TROLLEY WINGMAN AND ASSORTMENTS

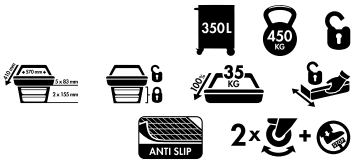

- In strong, sheet steel construction, torsionally rigid, to take high loadings
- Working platform with ABS top
- Side frame with square perforation for accessories, with paper roll holder, can holder, waste basket
- Large handle on either side
- 7 drawers with telescopic full extension and individual locking device (single-hand operation)
- Individual locking device on every drawer prevents them from opening when the trolley is in motion, therefore high stability
- Load capacity 35 kg per drawer
- Drawer size inside: W 570 x D 410 mm
- 5 drawers front height 83 mm
- 2 drawers front height 155 mm
- Drawers with anti-slip mat
- Central locking with cylinder lock, supplied with two keys
- Two swivel castors Ø 125 mm, with brake, two fixed castors
- Load capacity 450 kg
- Dimensions: H 1034 x W 724 x D 470 mm (without handle)



Code	No.	Description	kg
2862530	2257.1801	Workshop trolley WINGMAN with tool set 2250.5801, 222 pcs	96.6
2862549	2257.1802	Workshop trolley WINGMAN + 2250.3802 tool set 130 pcs	93.6
2862557	2257.1803	Workshop trolley WINGMAN with tool set 2250.5803, 222 pcs	100.0

OVERVIEW ASSORTMENTS WINGMAN



2250.5801



2250.3802



2250.5803

2053
TOOL CHEST WINGMAN WITH 3 DRAWERS

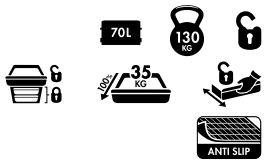

- In strong, sheet steel construction, torsionally rigid, to take high loadings
- Large carrying handles on either side
- 3 drawers with telescopic full extension and individual locking device (single-hand operation)
- Individual locking device on every drawer prevents them from opening when the trolley is in motion, therefore high stability
- Load capacity 35 kg per drawer
- Drawer size inside: H 570 x D 410 mm
- 3 drawers front height 83 mm
- Drawers with anti-slip mat
- Generous storage under lid, lid with brake, opening angle 90 degrees, usable as work surface
- Compartment size: W 520 x D 400 x H 70 mm
- Central locking with cylinder lock, supplied with two keys
- Can holders on either side
- Load capacity 130 kg
- Dimensions: H 446 x W 724 x D 470 mm (without handles)



Code	No.	H	W	D		kg
2859521	2053.10	446	724	470	Drawers: 3x H = 83 mm Compartment: H = 70 mm W = 520 mm D = 400 mm	39.0

2057.9001
WOOD PLATE
for trolley WINGMAN 2054/2057

- Strong wooden plate, to take high loadings
- For working platform with ABS top



Code	No.	kg
2879557	2057.9001	2.000

2057.9002
REAR PANEL WITH SQUARE PERFORATION
for trolley WINGMAN 2054/2057

- In strong, sheet steel construction, torsionally rigid, to take high loadings, for tools, material, etc.
- Hook assortment included
- Dimensions: H 500 x W 727 x D 26 mm





Code	No.	H	W	D	kg
2879565	2057.9002	500	727	26	6.000

TOOL MODULES

Support for your workshop trolley can be found here: carolus tool sets are incredibly versatile, so you have the ideal support ready for any task.



FOAM MODULES ARE CUSTOMISABLE

› All shown foam modules are customisable to all common workshop trolleys.
› Simply cut to the desired size: W 485 - 570 mm, D 345 - 410 mm, H up to 70 mm

› suitable for tool trolley MECHANIC 2046 and WINGMAN 2057 / 2054

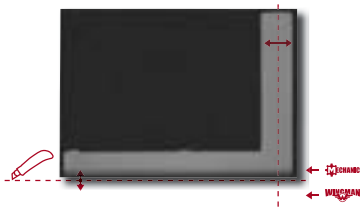

2250.901
TOOL SET SOCKETS, RATCHET, ACCESSORIES 1/4"-1/2"

in foam module, 85 pieces



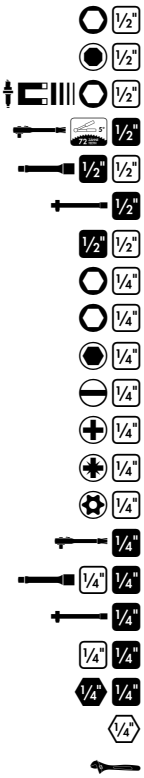

Contents:

› Screwdriver bit sockets 1/4" hex 3 4 5 6 8 10
› Screwdriver bit sockets 1/4" slotted 5.5 - 6.5 mm
› Screwdriver bit sockets 1/4" cross-head PH 1 PH 2 PH 3
› Screwdriver bit sockets 1/4" cross-head PZ 1 PZ 2
› Screwdriver bit sockets 1/4" TORX® with hole TXB10 TXB15 TXB20 TXB25 TXB27 TXB30 TXB40
› Sockets 1/4" hex 4 4.5 5 5.5 6 7 8 9 10 11 12 13 14 mm
› Sockets 1/4", 50 mm long, 4 4.5 5 5.5 6 7 8 9 10 11 12 13 mm
› Ratchet 1/4" reversible
› Extension 1/4", 100 mm long
› Sliding T-handle with adaptor 1/4"
› Universal joint 1/4"
› Bit holder
› Minimus® handle 1/4"
› Screwdriver bit sockets 1/2" hex 6 7 8 9 10 12 14 mm
› Sockets 1/2" hex 10 11 12 13 14 15 16 17 18 19 21 22 23 24 26 27 28 30 32 mm
› Ratchet 1/2" reversible with ring
› Universal joint 1/2"
› Sliding T-handle with adaptor 1/2"
› Extensions 1/2", 125 mm, 250 mm
› Spark plug sockets 1/2" with magnet 16 mm, 21 mm
› Adjustable wrench 8"

Code	No.	W	D	kg
2862239	2250.901	570	410	5.9

2250.902
TOOL SET PLIERS, HAMMERS, CHISELS
in foam module, 29 pieces



Contents:
- Circlip pliers for external retaining rings, straight pattern
- Circlip pliers for external retaining rings, angled pattern
- Circlip pliers for internal retaining rings, straight pattern
- Circlip pliers for internal retaining rings, angled pattern
- Feeler gauge set, 13 pcs
- Locking plier 10"
- Combination pliers 180 mm
- Telephone pliers, straight pattern 160 mm
- Side cutter 160 mm
- Waterpump pliers 10"
- Hammer 300 g
- Flat cold chisel 125 mm, 150 mm
- Cross cut chisel 125 mm
- Centre punch
- Pin punch
- Drift punch

Code	No.	W	D	kg
2862247	2250.902	570	410	3.1

2250.903
TOOL SET SCREWDRIVERS, FILES
in foam module, 25 pieces



Contents:
- Screwdriver
- slotted 4 5.5 6.5 8 mm
- cross-head PH 1 2
- TORX® T10 T15 T20 T25 T30 T40
- Voltage tester
- Bit screwdriver 1/4"
- Hexagon socket key set 8 pcs
- File half-round 200 mm
- File triangular 200 mm
- File round 200 mm

Code	No.	W	D	kg
2862255	2250.903	570	410	2.0

2250.904
TOOL SET RATCHET WRENCHES, OPEN ENDED SPANNERS
in foam module, 22 pieces



Contents:
- Combination ratchet spanner reversible 8 9 10 11 12 13 14 15 16 17 18 19 20 22 mm
- Double open end spanners 6x7 8x9 10x11 12x13 14x15 16x17 18x19 20x22 mm

Code	No.	W	D	kg
2862263	2250.904	570	410	2.9

2250.905
TOOL SET MEASURING AND CUTTING
in foam module, 30 pieces



Contents:
- Digital calliper
- Professional cutter with cartridge and 4 spare blades
- Tape 3 m
- Magnetizer
- Multifunction saw
- Level 300 mm
- Wood sectioned folding ruler 2 m
- Pencil
- Carbide scriber with clip 150 mm
- LED torch

Code	No.	W	D	kg
2862271	2250.905	570	410	2.5

2250.906
TOOL SET SCREWDRIVERS, PLIERS, HAMMER, CHISEL
in foam module, 23 pieces



Contents:
- Combination pliers 180 mm
- Side cutter 160 mm
- Telephone pliers straight pattern 200 mm
- Screwdriver 3 4 5.5 6.5 mm
- Screwdriver PH 1 PH 2
- Screwdriver TORX® T10 T15 T20 T25 T30 T40
- Waterpump pliers 10"
- Hammer 300 g
- Flat cold chisel 125 mm, 150 mm
- Cross cut chisel 125 mm
- Drift punch 3 mm
- Centre punch 4 mm
- Pin punch 4 mm

Code	No.	W	D	kg
2862298	2250.906	570	410	2.8

2250.907
TOOL SET RATCHET WRENCHES, OPEN-ENDED SPANNERS
in foam module, 22 pieces



Contents:
- Combination ratchet spanner 8 9 10 11 12 13 14 15 16 17 18 19 20 22 mm
- Double open end spanners 6x7 8x9 10x11 12x13 14x15 16x17 18x19 20x22 mm

Code	No.	W	D	kg
2862301	2250.907	570	410	3.4

2020.91
DOUBLE ENDED RING SPANNER SET IN 1/3 MODULE

8 pieces



Contents:

› Double ended ring spanners 6x7 8x9 10x11 12x13 14x15 16x17 18x19 20x22 mm

Code	No.	W	D	kg
1928996	2020.91	157.5	310	1.600

2020.92
DOUBLE OPEN ENDED SPANNER SET IN 1/3 MODULE

8 pieces



Contents:

› Double open ended spanner 6x7 8x9 10x11 12x13 14x15 16x17 18x19 20x22 mm

Code	No.	W	D	kg
1929003	2020.92	157.5	310	0.990

2020.710
COMBINATION SPANNER SET AND HEXAGON SOCKET KEYS IN 2/3 MODULE

25 pieces



Contents:
- Combination spanners
  6 7 8 9 10 11 12 13 14 15 16 17 18 19 21 22 24 mm
- Hexagon socket keys 2 2.5 3 4 5 6 8 10 mm

Code	No.	W	D	kg
2266911	2020.710	315	310	2.232

2020.711
REVERSIBLE RATCHET WRENCH SET IN 2/3 MODULE

23 pieces



Contents:
- Reversible ratchet wrench
  8 9 10 11 12 13 14 15 16 17 18 19 20 21 22 mm
- Hexagon socket keys 2 2.5 3 4 5 6 8 10 mm

Code	No.	W	D	kg
2266938	2020.711	315	310	3.297

2020.709
REVERSIBLE RATCHET WRENCH SET IN 1/3 MODULE

9 pieces



Contents:
› Ratchet wrench
8 10 12 13 14 15 16 17 19 mm

Code	No.	W	D	kg
2656442	2020.709	157.5	310	1.430

2020.712
RATCHET WRENCH SET IN 1/3 MODULE

10 pieces



Contents:
› Ratchet wrench
8 10 12 13 14 15 16 17 18 19 mm

Code	No.	W	D	kg
2266946	2020.712	157.5	310	1.680

2020.714
FLEXIBLE COMBINATION RATCHET WRENCH SET IN 1/3 MODULE

10 pieces



Contents:
› Flexible combination ratchet wrench
8 10 12 13 14 15 16 17 18 19 mm

Code	No.	W	D	kg
2266970	2020.714	157.5	310	1.960

2020.715
DOUBLE BOX RATCHET WRENCH IN 1/3 MODULE

7 pieces



Contents:
- Double box ratchet wrench 8x9 8x10 10x11 12x13 14x15 16x18 17x19 mm

Code	No.	W	D	kg
2266989	2020.715	157.5	310	1.000

2020.85
SOCKET SET 1/4" IN 1/3 MODULE

37 pieces



Contents:
- Ratchet 1/4"
- Sockets 1/4" hexagon 4 4.5 5 5.5 6 7 8 9 10 11 12 13 mm
- Screwdriver bit sockets 1/4"
- TORX® with hole
  TXB10 TXB15 TXB20 TXB25 TXB27 TXB30 TXB40
- Hexagon 3 4 5 6 8 10 mm
- Slotted 5.5 6.5 mm
- Cross-head PH 1 2 3
- Cross-head Pozi PZ 1 2
- Extension 1/4" 100 mm long
- Universal joint 1/4"
- Tommy bar with sliding T 1/4"
- Handle Minimus®
- Hexagonal shaft with 1/4" drive for fittings
- TORX® = reg. trademark of Acument Intellectual Properties, LLC. USA

Code	No.	W	D	kg
1986732	2020.85	157.5	310	0.870

2020.716
SOCKET SET 1/4" IN 1/3 MODULE

37 pieces



Contents:
- Ratchet 1/4"
- Sockets 1/4" SPLINE 4 5 5.5 6 7 8 9 10 11 12 13 14 mm
- Screwdriver bit sockets 1/4"
- TORX® T10 T15 T20 T25 T27 T30 T40
- Slotted 5.5 6.5 mm
- Cross-head PH 1 2 3
- Cross-head Pozi PZ 1 2
- Hexagon 3 4 5 6 8 10 mm
- Extension 1/4" 100 mm long
- Universal joint 1/4"
- Tommy bar with sliding T 1/4"
- Handle Minimus®
- Hexagonal shaft with 1/4" drive for fittings
- TORX® = reg. trademark of Acument Intellectual Properties, LLC. USA

Code	No.	W	D	kg
2266997	2020.716	157.5	310	0.650

2020.97
RATCHET AND ACCESSORIES 1/2" IN 1/3 MODULE

5 pieces



Contents:
- Ratchet 1/2"
- Tommy bar with sliding T 1/2"
- Universal joint 1/2"
- Extensions 1/2" 125 and 250 mm

Code	No.	W	D	kg
1929062	2020.97	157.5	310	1.880

2020.96
SOCKET SET 1/2" IN 1/3 MODULE

26 pieces



Contents:
- Sockets 1/2" hexagon
  10 11 12 13 14 15 16 17 18 19 21 22 23 24 26 27 28 30 32 mm
- Screwdriver bit socket 1/2" hexagon 6 7 8 9 10 12 14 mm

Code	No.	W	D	kg
1929054	2020.96	157.5	310	1.700

2020.717
SOCKET SET 1/2" IN 1/3 MODULE

26 pieces



Contents:
- Sockets 1/2" bi-hexagon
  8 9 10 11 12 13 14 15 16 17 18 19 21 22 23 24 27 30 32 mm
- Screwdriver bit socket 1/2" hexagon 6 7 8 9 10 12 14 mm

Code	No.	W	D	kg
2267004	2020.717	157.5	310	2.300

2020.718
SCREWDRIVER BIT SOCKET SET 1/2" IN 1/3 MODULE

15 pieces



Contents:
- Screwdriver bit socket 1/2" hexagon
- 60 mm long: 5 6 7 8 9 10 12 14 17 mm
- 80 mm long: 5 6 8 mm
- 140 mm long: 10 12 14 mm

Code	No.	W	D	kg
2267020	2020.718	157.5	310	2.124

2020.719
SCREWDRIVER BIT SOCKET SET 1/2" IN 1/3 MODULE

32 pieces



Contents:
- Sockets 1/2" 10 11 12 13 14 15 16 17 19 21 22 24 mm
- Safety rings and pins (10 each)

Code	No.	W	D	kg
2267039	2020.719	157.5	310	2.840

2020.95
SCREWDRIVER SET IN 1/3 MODULE

6 pieces



Contents:
- Screwdrivers
- slotted 4 5.5 6.5 8 mm
- cross-head PH 1 2

Code	No.	W	D	kg
1929046	2020.95	157.5	310	0.854

2020.720
SCREWDRIVER SET IN 1/3 MODULE

6 pieces



Contents:
- Screwdrivers
- Slotted 4 5.5 6.5 8 mm
- Cross-head Pozi PZ 1 2

Code	No.	W	D	kg
2267047	2020.720	157.5	310	0.820

2020.721
SCREWDRIVER SET IN 1/3 MODULE

6 pieces



Contents:
- Screwdriver TORX® T10 T15 T20 T25 T30 T40
- TORX® = reg. trademark of Acument Intellectual Properties, LLC. USA

Code	No.	W	D	kg
2267101	2020.721	157.5	310	0.800

2020.723
VDE SCREWDRIVER SET IN 1/3 MODULE

6 pieces



Contents:
- VDE Screwdriver
- Slotted 2.5 3 4 5.5 mm
- Cross-head PH 1 2

Code	No.	W	D	kg
2267144	2020.723	157.5	310	0.680

2020.724
CIRCLIP PLIERS SET IN 1/3 MODULE

4 pieces



Contents:
- Circlip pliers for external retaining rings, straight 19-60 mm
- Circlip pliers for external retaining rings, angled 19-60 mm
- Circlip pliers for internal retaining rings, straight 19-60 mm
- Circlip pliers for internal retaining rings, angled 19-60 mm

Code	No.	W	D	kg
2267152	2020.724	157.5	310	1.136

2020.93
PLIERS SET IN 1/3 MODULE

4 pieces



Contents:
- Water pump pliers 10", 245 mm
- Combination plier 180 mm
- Telephone plier 160 mm
- Side cutter 160 mm

Code	No.	W	D	kg
1929011	2020.93	157.5	310	1.238

2020.94
HAMMER AND CHISEL SET IN 1/3 MODULE

7 pieces



Contents:
- Engineers' hammer 300 g
- Flat cold chisel 125 mm 150 mm
- Cross-cut chisel 125 mm
- Drift punch 3 mm
- Centre punch 4 mm
- Pin punch 4 mm

Code	No.	W	D	kg
1929038	2020.94	157.5	310	1.222

SPANNERS

carolus has the correct wrench on offer for all application areas. High-quality steel, processed professionally makes carolus keys an irreplaceable tool in your equipment.



Ratchet wrenches

1700
RATCHET WRENCH

- Straight pattern
- Chrome-vanadium steel
- Chrome-plated
- Jaw set at 15°
- Ratchet mechanism with 72 teeth
- Smallest return angle



Code	No.	mm	L	kg
2246724	1700.08	8	134.4	0.047
2246732	1700.09	9	158.5	0.065
2246740	1700.10	10	158.5	0.066
2246759	1700.11	11	164.6	0.077
2246767	1700.12	12	167.7	0.085
2246775	1700.13	13	177.4	0.100
2246783	1700.14	14	189.5	0.110
2246791	1700.15	15	198.4	0.149
2246805	1700.16	16	205.4	0.180
2246813	1700.17	17	224.4	0.200
2246821	1700.18	18	235.4	0.220

Code	No.	mm	L	kg
2246848	1700.19	19	246.4	0.248
2246856	1700.20	20	280.0	0.410
2246864	1700.21	21	280.0	0.412
2246872	1700.22	22	280.0	0.402
2246880	1700.24	24	310.0	0.504
2246899	1700.27	27	330.0	0.640
2246902	1700.30	30	425.0	1.190
2255758	1700.32	32	425.0	1.150
2246910	1700.34	34	460.0	1.476
2246929	1700.36	36	490.0	1.757

1700
RATCHET WRENCH SETS

- Straight pattern
- Chrome-vanadium steel
- Chrome-plated
- Jaw set at 15°
- Ratchet mechanism with 72 teeth
- Smallest return angle



Code	No.	Contents	kg
2246937	1700.005	8 10 13 17 19	0.699
2246945	1700.012	8 9 10 11 12 13 14 15 16 17 18 19	1.569

1710
REVERSIBLE RATCHET WRENCH

- Ring offset to 15°, reversible for right and left hand operation
- Chrome-vanadium steel
- Chrome-plated
- Jaw set at 15°
- Ratchet mechanism with 72 teeth
- Smallest return angle



Code	No.	mm	L	kg
2246953	1710.08	8	134.0	0.042
2246961	1710.09	9	158.0	0.070
2246988	1710.10	10	158.0	0.070
2246996	1710.11	11	164.0	0.080
2247003	1710.12	12	167.0	0.080
2247011	1710.13	13	177.0	0.101
2247038	1710.14	14	189.4	0.116
2247046	1710.15	15	198.0	0.150
2247054	1710.16	16	204.0	0.171
2247062	1710.17	17	224.0	0.197
2247070	1710.18	18	245.0	0.219

Code	No.	mm	L	kg
2247089	1710.19	19	245.0	0.250
2247097	1710.20	20	280.0	0.400
2247100	1710.21	21	280.0	0.401
2247119	1710.22	22	280.0	0.400
2247127	1710.24	24	310.0	0.500
2247135	1710.27	27	330.0	0.650
2247143	1710.30	30	425.0	1.140
2255766	1710.32	32	425.0	1.140
2247151	1710.34	34	460.0	1.459
2247178	1710.36	36	480.0	1.671

1710
REVERSIBLE RATCHET WRENCH SETS

- Ring offset to 15°, reversible for right and left hand operation
- Chrome-vanadium steel
- Chrome-plated
- Jaw set at 15°
- Ratchet mechanism with 72 teeth
- Smallest return angle



Code	No.	Contents	kg
2247186	1710.005	8 10 13 17 19	0.688
2247194	1710.012	8 9 10 11 12 13 14 15 16 17 18 19	1.576

1507.00
RATCHET WRENCH SET
12 pieces

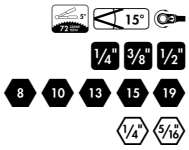

- Sheet metal case, 325 x 180 x 45 mm
- With lever ratchet, head offset to 15°

Contents:

- Ratchet wrenches 8 10 12 13 15 17 19 mm
- Adaptor square
- 1/4" x 10 mm
- 3/8" x 15 mm
- 1/2" x 19 mm
- Bit-Adaptor hexagon
- 1/4" x 8 mm
- 5/16" x 13 mm



Code	No.	kg
1597175	1507.00	2.322

1512.00
RATCHET WRENCH SET
17 pieces

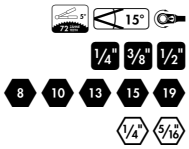

- Sheet metal case, 325 x 180 x 45 mm
- With lever ratchet, head offset to 15°

Contents:

- Ratchet wrenches
  8 9 10 11 12 13 14 15 16 17 18 19 mm
- Adaptor square
- 1/4" x 10 mm
- 3/8" x 15 mm
- 1/2" x 19 mm
- Bit-Adaptor hexagon
- 1/4" x 8 mm
- 5/16" x 13 mm



Code	No.	kg
1597167	1512.00	2.926

1720
FLEXIBLE COMBINATION RATCHET WRENCH

- With 180° swivel head
- Chrome-vanadium steel
- Chrome-plated
- Jaw set at 15°
- Ratchet mechanism with 72 teeth
- Smallest return angle



Code	No.	mm	L	kg
2247208	1720.08	8	136	0.050
2247216	1720.09	9	158	0.080
2247224	1720.10	10	158	0.080
2247232	1720.11	11	175	0.105
2247240	1720.12	12	175	0.100
2247259	1720.13	13	185	0.120
2247267	1720.14	14	193	0.140
2247275	1720.15	15	213	0.212

Code	No.	mm	L	kg
2247283	1720.16	16	213	0.210
2247291	1720.17	17	231	0.330
2247305	1720.18	18	249	0.296
2247313	1720.19	19	249	0.289
2247321	1720.20	20	280	0.480
2247348	1720.21	21	280	0.470
2247356	1720.22	22	280	0.470
2247364	1720.24	24	310	0.560

1720
FLEXIBLE COMBINATION RATCHET WRENCH SETS

- With 180° swivel head
- Chrome-vanadium steel
- Chrome-plated
- Jaw set at 15°
- Ratchet mechanism with 72 teeth
- Smallest return angle



Code	No.	Contents	kg
2247372	1720.008	8 9 10 11 13 14 17 19	1.158
2247380	1720.016	8 9 10 11 12 13 14 15 16 17 18 19 20 21 22 24	4.108

1730
DOUBLE BOX RATCHET WRENCH

- Straight pattern
- Chrome-vanadium steel
- Chrome-plated
- Ratchet mechanism with 72 teeth
- Smallest return angle



Code	No.	mm	L	kg
2247399	1730.0809	8 x 9	130.4	0.060
2247402	1730.0810	8 x 10	130.4	0.060
2247410	1730.1011	10 x 11	144.4	0.080
2247429	1730.1213	12 x 13	166.0	0.110

Code	No.	mm	L	kg
2247437	1730.1415	14 x 15	181.4	0.150
2247445	1730.1618	16 x 18	205.9	0.200
2247453	1730.1719	17 x 19	224.4	0.220

1730
DOUBLE BOX RATCHET WRENCH SET

6 pieces

- Straight pattern
- Chrome-vanadium steel
- Chrome-plated
- Ratchet mechanism with 72 teeth
- Smallest return angle



Code	No.	Contents	kg
2247461	1730.006	8x9 10x11 12x13 14x15 16x18 17x19	0.865

1740
DOUBLE BOX RATCHET WRENCH 4IN1

- The four most common sizes in one tool: 10, 13, 17, 19 mm
- Reversible
- Straight pattern



Code	No.	kg
2263181	1740.00	0.210

1740.0002
DOUBLE BOX RATCHET WRENCH SET

2 pieces

- **63 in 2**
- Fine-toothed (72 teeth)
- Return angle 5 degrees
- With lever change
- Flat pattern
- Chrome-vanadium steel
- Matt chrome-plated



Code	No.	Contents	kg
2950545	1740.0002	Output drive and sizes: hex/double hex 5/16 3/8 7/16 1/2 9/16 5/8 11/16 3/4" SPLINE 8 10 11 13 14 16 17 19 mm TORX® E10 E12 E14 E16 E18 E20 E22 E24 square 9/32 11/32 3/8 7/16 15/32 17/32 9/16 5/8" square 7 9 11 12 13 14 16 mm	0.398

Double ended ring spanners

0100
DOUBLE ENDED RING SPANNERS

- According to DIN 838, ISO 3318, ISO 1085, ISO 10104
- Rings offset
- Chrome-vanadium, chrome-plated



Code	No.	mm	mm	kg
1655574	0100.0607	6 x 7	170	0.051
1655582	0100.0809	8 x 9	182	0.065
1846469	0100.0810	8 x 10	182	0.070
1655590	0100.1011	10 x 11	195	0.095
1655604	0100.1013	10 x 13	212	0.100
1655612	0100.1213	12 x 13	212	0.110
1655639	0100.1317	13 x 17	245	0.170
1655647	0100.1415	14 x 15	225	0.155
1655655	0100.1617	16 x 17	245	0.210
1655663	0100.1719	17 x 19	265	0.280
1655671	0100.1819	18 x 19	265	0.260
1655698	0100.1922	19 x 22	287	0.325
1655701	0100.2022	20 x 22	287	0.325

Code	No.	mm	mm	kg
1655728	0100.2123	21 x 23	305	0.440
1655736	0100.2224	22 x 24	307	0.410
1655752	0100.2426	24 x 26	325	0.475
1655760	0100.2427	24 x 27	325	0.475
1846485	0100.2430	24 x 30	345	0.600
1655779	0100.2528	25 x 28	345	0.580
1846493	0100.2730	27 x 30	345	0.600
1655795	0100.2732	27 x 32	370	0.680
1655817	0100.3032	30 x 32	370	0.680
1846507	0100.3236	32 x 36	400	0.880
1655825	0100.3641	36 x 41	440	1.210

0100
DOUBLE ENDED RING SPANNER SETS

- According to DIN 838, ISO 3318, ISO 1085, ISO 10104
- Rings offset
- Chrome-vanadium, chrome-plated
- Holder included



Code	No.	Contents	kg
1693948	0100.0008	6x7 8x9 10x11 12x13 14x15 16x17 18x19 20x22	1.400
1694006	0100.0012	6x7 8x9 10x11 12x13 14x15 16x17 18x19 20x22 21x23 24x27 25x28 30x32	3.550

Double open ended spanners

0500
DOUBLE OPEN ENDED SPANNERS

› According to DIN 3110, ISO 3318, ISO 1085, ISO 10102
› Chrome-vanadium, chrome-plated



Code	No.	mm	mm	kg
1655833	0500.0607	6 x 7	122	0.025
1655841	0500.0809	8 x 9	140	0.040
1846515	0500.0810	8 x 10	140	0.040
1655868	0500.1011	10 x 11	157	0.040
1655876	0500.1013	10 x 13	172	0.060
1655884	0500.1213	12 x 13	172	0.055
1846523	0500.1214	12 x 14	172	0.075
1655892	0500.1315	13 x 15	188	0.070
1655914	0500.1415	14 x 15	188	0.100
1655930	0500.1617	16 x 17	205	0.110
1655949	0500.1719	17 x 19	222	0.155
1655957	0500.1819	18 x 19	222	0.155
1655965	0500.1922	19 x 22	236	0.210

Code	No.	mm	mm	kg
1655973	0500.2022	20 x 22	236	0.210
1655981	0500.2123	21 x 23	247	0.240
1656015	0500.2224	22 x 24	250	0.240
1656023	0500.2426	24 x 26	266	0.300
1656031	0500.2427	24 x 27	266	0.300
1846566	0500.2430	24 x 30	280	0.395
1656058	0500.2528	25 x 28	280	0.460
1846574	0500.2730	27 x 30	302	0.475
1656066	0500.2732	27 x 32	302	0.460
1656074	0500.3032	30 x 32	302	0.460
1846582	0500.3236	32 x 36	328	0.650
1656104	0500.3641	36 x 41	380	0.830

0500
DOUBLE OPEN ENDED SPANNER SETS

› According to DIN 3110, ISO 3318, ISO 1085, ISO 10102
› Chrome-vanadium, chrome-plated
› Holder included



Code	No.	Contents	kg
1694324	0500.0008	6x7 8x9 10x11 12x13 14x15 16x17 18x19 20x22	0.700
1694375	0500.0012	6x7 8x9 10x11 12x13 14x15 16x17 18x19 20x22 21x23 24x27 25x28 30x32	2.150

0590.0010
OPEN ENDED RATCHET SPANNER SET

10 pieces

› Open end with ratchet function
› Open ring
› With same size each end





Code	No.	Contents	kg
2978156	0590.0010	10 11 12 13 14 15 16 17 18 19	1.758

Combination spanners

0900
COMBINATION SPANNERS

- According to DIN 3113, Form A, ISO 3318, ISO 7738
- Ring offset to 15°
- Chrome-vanadium, chrome-plated



Code	No.	mm	mm	kg
1655302	0900.0060	6	100	0.016
1655329	0900.0070	7	110	0.021
1655337	0900.0080	8	120	0.025
1655345	0900.0090	9	130	0.031
1655353	0900.0100	10	140	0.035
1655361	0900.0110	11	150	0.035
1655388	0900.0120	12	160	0.050
1655396	0900.0130	13	170	0.065
1655418	0900.0140	14	180	0.075
1655426	0900.0150	15	190	0.090
1655434	0900.0160	16	200	0.105

Code	No.	mm	mm	kg
1655442	0900.0170	17	210	0.120
1655450	0900.0180	18	220	0.155
1655469	0900.0190	19	230	0.170
1655477	0900.0200	20	240	0.200
1655485	0900.0210	21	262	0.210
1655493	0900.0220	22	262	0.220
1655507	0900.0240	24	282	0.300
1655515	0900.0270	27	310	0.400
1655531	0900.0300	30	340	0.500
1655558	0900.0320	32	370	0.700

0900
COMBINATION SPANNER SETS

- According to DIN 3113, Form A, ISO 3318, ISO 7738
- Ring offset to 15°
- Chrome-vanadium, chrome-plated



Code	No.	Contents	kg
1694634	0900.0008	8 9 10 11 13 14 17 19	0.600
1694669	0900.0010	8 10 11 12 13 14 15 17 19 22	0.850
1694707	0900.0012	10 11 12 13 14 17 19 22 24 27 30 32	2.500
1813552	0900.0021	6 7 8 9 10 11 12 13 14 15 16 17 18 19 20 21 22 24 27 30 32	3.325

Various

203X.00
TOOL WALLET FOR SPANNERS

- Water-repellent surface
- Stable lock with adjustable strap
- With flexible straps inside
- For tools up to 240 mm in length
- With 8 resp. 12 compartments standard and 1 compartment for small parts
- Without spanners



without spanners



Code	No.	Description	kg
2486814	2037.00	Tool wallet for 8 spanners	0.160
2486822	2038.00	Tool wallet for 12 spanners	0.220

0300
ADJUSTABLE WRENCH

open end

- Jaw set at 15°
- Polished head with lasered scale
- High torque
- Hardened approx. 50 HRC
- Chrome-vanadium steel
- Chrome-plated



Code	No.	⟷ mm ⟷	mm	kg
2246422	0300.06	155	20	0.140
2246457	0300.08	205	25	0.250
2246465	0300.10	255	30	0.420
2246473	0300.12	305	36	0.700

0391
ADJUSTABLE WRENCH
open end with ratchet



- Jaw set at 15°
- Chrome-vanadium steel
- Chrome-plated
- Handle dip-insulated

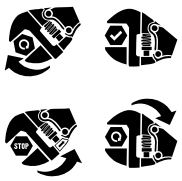

Code	No.	mm	mm	kg
2945606	0391.08	205	30	0.412
2945614	0391.10	255	36	0.660

0400
4-WAY WHEEL WRENCH FOR CARS

- For car wheel nuts in metric and inch sizes
- With a protective central reinforcement
- Chrome-vanadium steel



Code	No.	mm / "AF	kg
1683233	0400.00	17x19 (3/4")x21x11/16"	1.250

0450
STRAP WRENCH

- With strong, non-slip fabric strap
- Chrome-vanadium steel 31CrV3, chrome-plated



Code	No.	Description	mm	∅ mm	kg
1680862	0450.00	Strap wrench 215 mm	570	140	0.220
1782312	0450.01	Spare strap	490		0.080

RATCHETS SOCKETS

Screws, to hold stuff. Robustness and performance come together in carolus ratchets. Paired with the matching inserts, ratchets from our range give you the freedom that you need.



1/4" square drive

Ratchets 1/4"

7225.00
READYFLEX® 1/4"

- With lever ratchet
- Reversible and vertically lockable in 7 positions
- For use in barely-accessible places
- Joint lock protects the hand
- For sockets, accessories etc. with square drive as per DIN 3120 - C 6.3, ISO 1174, with ball retention groove



Code	No.	■ "	⟷ mm ⟷	kg
1519654	7225.00	1/4	140	0.130

7290.30
READYFLEX® 1/4"

- With dial change
- Fine toothed (72 teeth) with 5° return angle
- Reversible and vertically lockable in 7 positions
- For use in barely-accessible places
- Joint lock protects the hand



Code	No.	■ "	⟷ mm ⟷	kg
1519778	7290.30	1/4	135	0.134

4177.20
REVERSIBLE RATCHET 1/4"

- With lever change
- Sturdy design
- Oval head
- Dual-material handle, for easy handling
- For sockets, accessories etc. with square drive as per DIN 3120 - C 6.3, ISO 1174, with ball retention groove



Code	No.	■ "	⟷ mm ⟷	kg
1515314	4177.20	1/4	120	0.090

7190.30
REVERSIBLE RATCHET 1/4"

- With dial change
- Fine toothed (72 teeth) with 5° return angle
- Dual-material handle, for easy handling



Code	No.	■"	mm	kg
1519379	7190.30	1/4	120	0.100

7226.00
READYFLEX® BIT RATCHET 1/4"

- With lever ratchet
- Reversible and vertically lockable in 7 positions
- With female hexagon drive for bits
- For use in barely-accessible places
- Joint lock protects the hand



Code	No.	⬡"	mm	kg
1519662	7226.00	1/4	140	0.130

4177.26
BIT RATCHET 1/4"

- With lever change
- Oval head
- With female hexagon drive for bits
- Low space requirements when tightening
- Dual-material handle, for easy handling



Code	No.	⬡"	mm	kg
1515438	4177.26	1/4	120	0.088

Sockets 1/4"

4177
SOCKET 1/4"
hexagon



› Square drive as per DIN 3120 - C 6.3, ISO 1174, with ball retention groove

Code	No.	□"	mm	mm	Ø	kg
1515187	4177.04	1/4	4.0	25	12	0.012
1515446	4177.45	1/4	4.5	25	12	0.013
1515195	4177.05	1/4	5.0	25	12	0.013
1515454	4177.55	1/4	5.5	25	12	0.013
1515209	4177.06	1/4	6.0	25	12	0.014
1515217	4177.07	1/4	7.0	25	12	0.012
1515225	4177.08	1/4	8.0	25	11	0.014
1515233	4177.09	1/4	9.0	25	12	0.012
1515241	4177.10	1/4	10.0	25	12	0.014
1515276	4177.11	1/4	11.0	25	13	0.017
1515284	4177.12	1/4	12.0	25	13	0.020
1515292	4177.13	1/4	13.0	25	13	0.020
1515306	4177.14	1/4	14.0	25	13	0.180

4176
SOCKET 1/4"
hexagon, long pattern



› Square drive as per DIN 3120 - C 6.3, ISO 1174, with ball retention groove

Code	No.	□"	mm	mm	Ø	kg
1515039	4176.04	1/4	4.0	50	12	0.028
1515160	4176.45	1/4	4.5	50	12	0.026
1515055	4176.05	1/4	5.0	50	12	0.030
1515179	4176.55	1/4	5.5	50	12	0.030
1515063	4176.06	1/4	6.0	50	12	0.029
1515071	4176.07	1/4	7.0	50	12	0.025
1515098	4176.08	1/4	8.0	50	12	0.024
1515101	4176.09	1/4	9.0	50	12	0.032
1515128	4176.10	1/4	10.0	50	12	0.039
1515136	4176.11	1/4	11.0	50	13	0.050
1515144	4176.12	1/4	12.0	50	13	0.055
1515152	4176.13	1/4	13.0	50	13	0.055

4180
SOCKET 1/4"
SPLINE



› Square drive as per DIN 3120 - C 6.3, ISO 1174, with ball retention groove
› Multiprofile

Code	No.	□"	mm	"AF		XZN	mm	kg
2252090	4180.040	1/4	4.0	5/32	E5		25	0.014
2252104	4180.045	1/4	4.5		E6		25	0.016
2252112	4180.050	1/4	5.0	3/16			25	0.014
2252120	4180.055	1/4	5.5				25	0.015
2252139	4180.060	1/4	6.0		E8		25	0.015
2252155	4180.070	1/4	7.0	9/32			25	0.015
2252163	4180.080	1/4	8.0	5/16	E10		25	0.014
2252171	4180.090	1/4	9.0	11/32	E11		25	0.016
2252201	4180.100	1/4	10.0	3/8	E12	10	25	0.017
2252228	4180.110	1/4	11.0	7/16	E14	11	25	0.021
2252236	4180.120	1/4	12.0	15/32	E16	12	25	0.025
2252244	4180.130	1/4	13.0	1/2			25	0.032
2252252	4180.140	1/4	14.0	9/16	E18	14	25	0.041

4174
SOCKET 1/4"
protruding TORX®

› Square drive as per DIN 3120 - C 6.3, ISO 1174, with ball retention groove
› TORX® = reg. trademark of Acument Intellectual Properties, LLC. USA



Code	No.	□"	✪	⟷ mm ⟷	Ø	kg
1514784	4174.05	1/4	E5	25	12	0.013
1514792	4174.06	1/4	E6	25	12	0.014
1514806	4174.07	1/4	E7	25	12	0.014
1514814	4174.08	1/4	E8	25	12	0.015
1514822	4174.10	1/4	E10	25	12	0.015

4171
SCREWDRIVER BIT SOCKET 1/4"
TORX®

› Square drive as per DIN 3120 - C 6.3, ISO 1174, with ball retention groove
› TORX® = reg. trademark of Acument Intellectual Properties, LLC. USA



Code	No.	□"	✪	⟷ mm ⟷	kg
2252287	4171.10	1/4	T10	26	0.010
2252295	4171.15	1/4	T15	26	0.010
2252309	4171.20	1/4	T20	26	0.010
2252317	4171.25	1/4	T25	26	0.010
2252325	4171.27	1/4	T27	26	0.010
2252333	4171.30	1/4	T30	26	0.010
2252341	4171.40	1/4	T40	26	0.010

4173
SCREWDRIVER BIT SOCKET 1/4"
TORX® with hole

› Square drive as per DIN 3120 - C 6.3, ISO 1174, with ball retention groove
› TORX® = reg. trademark of Acument Intellectual Properties, LLC. USA



Code	No.	□"	✪	⟷ mm ⟷	kg
2252260	4173.08	1/4	TXB8	26	0.010
2252279	4173.09	1/4	TXB9	26	0.010
1514709	4173.10	1/4	TXB10	26	0.011
1514717	4173.15	1/4	TXB15	26	0.012
1514725	4173.20	1/4	TXB20	26	0.012
1514733	4173.25	1/4	TXB25	26	0.013
1514741	4173.27	1/4	TXB27	26	0.013
1514768	4173.30	1/4	TXB30	26	0.013
1514776	4173.40	1/4	TXB40	26	0.013

4178
SCREWDRIVER BIT SOCKET 1/4"
in-hex

› Square drive as per DIN 3120 - C 6.3, ISO 1174, with ball retention groove



Code	No.	□"	⬢ mm	↔ mm	kg
1515470	4178.03	1/4	3	26	0.013
1515489	4178.04	1/4	4	26	0.013
1515497	4178.05	1/4	5	26	0.014
1515500	4178.06	1/4	6	26	0.015
1515519	4178.08	1/4	8	26	0.016
1515535	4178.10	1/4	10	26	0.016

4179
SCREWDRIVER BIT SOCKET 1/4"
SLOTTED

› Square drive as per DIN 3120 - C 6.3, ISO 1174, with ball retention groove



Code	No.	□"	mm	↔ mm	kg
1515632	4179.04	1/4	4.0	26	0.013
1515667	4179.55	1/4	5.5	26	0.014
1515713	4179.65	1/4	6.5	26	0.014

4179
SCREWDRIVER BIT SOCKET 1/4"
PH

› Square drive as per DIN 3120 - C 6.3, ISO 1174, with ball retention groove



Code	No.	□"	PH	↔ mm	kg
1515756	4179.10	1/4	0	26	0.013
1515764	4179.20	1/4	1	26	0.013
1515772	4179.30	1/4	2	26	0.013
1515780	4179.40	1/4	3	26	0.013

4172
SCREWDRIVER BIT SOCKET 1/4"
PZ

› Square drive as per DIN 3120 - C 6.3, ISO 1174, with ball retention groove



Code	No.	□"	PZ	↔ mm	kg
1514660	4172.00	1/4	0	26	0.013
1514679	4172.10	1/4	1	26	0.013
1514687	4172.20	1/4	2	26	0.013
1514695	4172.30	1/4	3	26	0.013

Accessories 1/4"

4179
EXTENSION 1/4"

› For hand-operated sockets with square drive





Code	No.	▢"	■"	⟷ mm ⟷	kg
1515616	4179.50	1/4	1/4	50	0.024
1515608	4179.00	1/4	1/4	100	0.044
1515624	4179.15	1/4	1/4	150	0.064

4120.00
DRIVING HANDLE 1/4"

› For hand-operated sockets with square drive
› With bit adaptor also suitable for 1/4" bits
› Easy access to deep-fitting screws in confined areas
› The danger of the tool canting, when carrying out work with extensions, is reduced by the central positioning of the square drive
› Female square in the handle suitable for use with a ratchet



Code	No.	■"	mm	mm	kg
2252430	4120.00	1/4	61	171	0.120

4125.00
BIT SCREWDRIVER 1/4"

› 2-component handle
› Hex recess drive for bits 1/4"
› With powerful magnetic holder



Code	No.	⬡"	mm	mm	kg
2255928	4125.00	1/4	100	210	0.110

4179.70
TOMMY BAR WITH SLIDING T 1/4"

› For hand-operated sockets with square drive, with ball locking device



Code	No.	■"	kg
1515799	4179.70	1/4	0.038

4179.80
UNIVERSAL JOINT 1/4"

› For hand-operated sockets with square drive, with ball locking device



Code	No.	■ "	□ "	kg
1515802	4179.80	1/4	1/4	0.024

7060.00
BIT ADAPTOR 1/4" X 8 MM
with magnet

› Hexagon drive 8 mm (5/16")
› Square drive 1/4"
› All tools with size 8 mm can be used to drive 1/4" sockets etc.



Code	No.	⬡ "	⬢	kg
1519220	7060.00	1/4	8	0.006

4115.10
ADAPTOR 1/4" X 10 MM

› Hexagon drive 10 mm
› Square drive 1/4"
› All tools with size 10 mm can be used to drive 1/4" sockets etc.



Code	No.	■ "	⬢	kg
1597132	4115.10	1/4	10	0.010

7055.00 - 7075.00
BIT HOLDER 1/4"
with magnet

› With hexagon and female hexagon
› With magnetic holder
› Chrome-plated, pin gun-metal finish





Code	No.	⬢ "	⬡ "	↤ mm ↦	kg
1519212	7055.00	1/4	1/4	55	0.022
1519247	7075.00	1/4	1/4	75	0.030

7070.00
QUICK CHANGE ADAPTOR 1/4"
with magnet



- Quick-grip system for hex bits
- The bit release path is away from the bit

Code	No.	⬣ "	⬡ "	kg
1519239	7070.00	1/4	1/4	0.030

7080.00
ADAPTOR 1/4"



- Hexagon drive
- Square drive
- Turns a bit-ratchet 1/4" into a ratchet with 1/4" square

Code	No.	⬣ "	■ "	kg
1519255	7080.00	1/4	1/4	0.008

7080.50
ADAPTOR 1/4"



- Hexagon drive
- Square drive
- Can also be used with Minimus® handle

Code	No.	⬣ "	■ "	kg
1519263	7080.50	1/4	1/4	0.016

4178.60
BIT ADAPTOR 1/4"



- With female hexagon and female square
- Suitable for all bits and tools with 1/4" male hexagon

Code	No.	□ "	⬡ "	kg
1515551	4178.60	1/4	1/4	0.018

4178.50
MAGNETIC PICK-UP 1/4"



- With strong magnets suitable for lifting up to 750 g

Code	No.	□ "	Ω	kg
1515543	4178.50	1/4	750	0.016

Minimus

4002.42
HANDLE MINIMUS®

› Multi-functional handle for the reception of tools with 1/4" machine drive suitable for 7080.50, 7070.00, 7055.00 etc.



Code	No.	⬡ "	kg
1513834	4002.42	1/4	0.044

4002.40
HEXAGONAL SHAFT 1/4"

› Hexagon drive
› Square drive
› Also suitable for battery screwdrivers without impact effect
› For use with Minimus® handle



Code	No.	⬢ "	■ "	⟷ mm ⟷	kg
1513826	4002.40	1/4	1/4	88	0.030

4080.40
MINIMUS® SET ESSENTIAL

Contents:
› Handle Minimus® 1/4" 4002.42
› Hexagonal shaft with recessed 1/4" bit drive 4002.40
› Adaptor 1/4" 7080.50
› Adaptor 1/4" with magnet 7055.00



Code	No.	⬡ "	⬢ "	■ "	kg
2252422	4080.40	1/4	1/4	1/4	0.112

3/8" square drive

Ratchets 3/8"

6225.00
READYFLEX® 3/8"

- With lever ratchet
- Reversible and vertically lockable in 7 positions
- For use in barely-accessible places
- Joint lock protects the hand
- For sockets, accessories etc. with square drive as per DIN 3120 - C 10, ISO 1174, with ball retention groove



Code	No.	■"	⟷ mm ⟷	kg
1696556	6225.00	3/8	225	0.440

6290.00
READYFLEX® 3/8"

- With dial change
- Fine toothed (72 teeth) with 5° return angle
- Reversible and vertically lockable in 7 positions
- For use in barely-accessible places
- Joint lock protects the hand



Code	No.	■"	⟷ mm ⟷	kg
1696572	6290.00	3/8	225	0.420

6190.20
REVERSIBLE RATCHET 3/8"

- With lever change
- Oval head
- Dual-material handle, for easy handling
- For sockets, accessories etc. with square drive as per DIN 3120 - C 10, ISO 1174, with ball retention groove



Code	No.	■"	⟷ mm ⟷	kg
1518038	6190.20	3/8	210	0.282

6190.30
REVERSIBLE RATCHET 3/8"

- With dial change
- Fine toothed (72 teeth) with 5° return angle
- Dual-material handle, for easy handling



Code	No.	■"	⟷ mm ⟷	kg
1518046	6190.30	3/8	210	0.226

Sockets 3/8"

6100
SOCKET 3/8"

hexagon

› Square drive as per DIN 3120 - C 10, ISO 1174, with ball retention groove



Code	No.	□"	mm	mm	d_1	d_2	kg
2252457	6100.06	3/8	6	26	17.0	9.8	0.021
2252465	6100.07	3/8	7	26	17.0	10.5	0.022
1517708	6100.08	3/8	8	26	17.0	11.7	0.020
2252473	6100.09	3/8	9	26	17.0	13.3	0.022
1517716	6100.10	3/8	10	26	17.0	14.4	0.022
1517724	6100.11	3/8	11	26	17.0	15.6	0.022
1517732	6100.12	3/8	12	26	17.0	16.8	0.022
1517740	6100.13	3/8	13	26	17.0	17.9	0.024
1517759	6100.14	3/8	14	26	17.0	19.9	0.028
1517767	6100.15	3/8	15	26	18.0	21.5	0.034
1517775	6100.16	3/8	16	26	18.0	21.8	0.032
1517783	6100.17	3/8	17	30	18.4	23.8	0.050
1517791	6100.18	3/8	18	30	20.5	23.8	0.048
1517805	6100.19	3/8	19	30	20.5	25.6	0.056
2252481	6100.20	3/8	20	30	20.5	27.8	0.060
2252503	6100.21	3/8	21	30	20.5	27.8	0.060
1517813	6100.22	3/8	22	30	20.5	29.8	0.060
1517821	6100.24	3/8	24	30	19.9	31.3	0.070

6180
SOCKET 3/8"

SPLINE

› Square drive as per DIN 3120 - C 10, ISO 1174, with ball retention groove
› Multiprofile



Code	No.	□"	mm	"AF		XZN	mm	kg
2340402	6180.060	3/8	6		E8		28	0.025
2340437	6180.070	3/8	7	9/32			28	0.026
2340445	6180.080	3/8	8	5/16	E10		28	0.026
2340453	6180.090	3/8	9	11/32	E11		28	0.026
2340461	6180.100	3/8	10	3/8	E12	10	28	0.027
2340488	6180.110	3/8	11	7/16	E14	11	28	0.030
2340496	6180.120	3/8	12	15/32	E16	12	28	0.030
2340518	6180.130	3/8	13	1/2			28	0.036
2340526	6180.140	3/8	14	9/16	E18	14	30	0.047
2340534	6180.150	3/8	15	19/32			30	0.043
2340542	6180.160	3/8	16	5/8	E20	16	30	0.049
2340550	6180.170	3/8	17				30	0.043
2340569	6180.180	3/8	18		E22	18	30	0.055
2340577	6180.190	3/8	19	3/4	E24		30	0.061
2340585	6180.200	3/8	20	25/32		20	30	0.067
2340593	6180.210	3/8	21	13/16			30	0.071
2340607	6180.220	3/8	22	7/8		22	32	0.097
2340615	6180.240	3/8	24	15/16		24	32	0.091

6300
SOCKET 3/8"
protruding TORX®

› Square drive as per DIN 3120 - C 10, ISO 1174, with ball retention groove
› TORX® = reg. trademark of Acument Intellectual Properties, LLC. USA



Code	No.	□"	✪	⟷ mm ⟷	Ø	kg
1518178	6300.04	3/8	E4	26	17	0.018
1518186	6300.05	3/8	E5	26	17	0.020
1518194	6300.06	3/8	E6	26	17	0.020
1518208	6300.07	3/8	E7	26	17	0.020
1518216	6300.08	3/8	E8	26	17	0.020
1518224	6300.10	3/8	E10	26	17	0.020
2252511	6300.11	3/8	E11	26	17	0.020
1518232	6300.12	3/8	E12	26	17	0.024
1518240	6300.14	3/8	E14	26	17	0.022
1518259	6300.16	3/8	E16	26	17	0.026
2252538	6300.18	3/8	E18	26	17	0.020
2252546	6300.20	3/8	E20	26	17	0.020

6080
SPARK PLUG SOCKET 3/8"
with magnet

› Square drive as per DIN 3120 - C 10, ISO 1174, with ball retention groove
› Size 14 mm bi-hexagonal



Code	No.	□"	○ mm	⟷ mm ⟷	Ø	kg
2252562	6080.14	3/8	14.0	70	21	0.082
1517449	6080.16	3/8	16.0	70	21	0.082
2252570	6080.18	3/8	18.0	70	25	0.120
1517457	6080.21	3/8	20.8	70	27	0.144

Accessories 3/8"

6150
EXTENSION 3/8"

› For hand-operated sockets with square drive, with ball locking device



Code	No.	□"	■"	⟷ mm ⟷	kg
1517902	6150.45	3/8	3/8	45	0.046
2252589	6150.125	3/8	3/8	125	0.100
1517899	6150.15	3/8	3/8	150	0.116
2252597	6150.250	3/8	3/8	250	0.190

6151
LOCKABLE EXTENSION 3/8"

› For hand-operated sockets with square drive, with ball locking device
› Secure hold on the square drive for all tools with retention groove



Code	No.	□"	■"	⟷ mm ⟷	kg
1850458	6151.15	3/8	3/8	150	0.152
1850466	6151.25	3/8	3/8	250	0.244
1850474	6151.30	3/8	3/8	300	0.286

6130.00
UNIVERSAL JOINT 3/8"

› For hand-operated sockets with square drive, with ball locking device



Code	No.	□"	■"	kg
1517880	6130.00	3/8	3/8	0.058

6070.00
ADAPTOR 5/16" X 3/8"

› Hexagon drive 5/16"
› Square drive 3/8“
› Turns a bit-ratchet 5/16" into a ratchet with 3/8" square



Code	No.	■"	⬢"	kg
1517392	6070.00	3/8	5/16	0.018

6070.10
BIT ADAPTOR 3/8" X 5/16"

› With female hexagon and female square
› Suitable for all bits and tools with 5/16“ male hexagon



Code	No.	□"	⬡"	kg
1517406	6070.10	3/8	5/16	0.030

6070.60
BIT ADAPTOR 3/8" X 1/4"

- With female hexagon and female square
- Suitable for all bits and tools with 1/4" male hexagon



Code	No.	□"	⬡"	kg
1517430	6070.60	3/8	1/4	0.028

6015.15
ADAPTOR 3/8" X 15 MM

- Hexagon drive 15 mm
- Square drive 3/8“
- All tools with size 15 mm can be used to drive 3/8“ sockets etc.



Code	No.	■"	⬢	kg
1597159	6015.15	3/8	15.0	0.026

6070.50
ADAPTOR 5/16" X 1/2"

- Hexagon drive 5/16"
- Square drive 1/2“
- Turns a bit-ratchet 5/16" into a ratchet with 1/2" square



Code	No.	■"	⬢"	kg
1517422	6070.50	1/2	5/16	0.030

6015.13
BIT ADAPTOR 5/16" X 13 MM
with magnet

- Hexagon drive 13 mm
- Square drive 5/16“
- All tools with size 13 mm can be used to drive 5/16“ sockets etc.



Code	No.	⬡"	⬢	kg
1597140	6015.13	5/16	13	0.032

6070.40
ADAPTOR 5/16"

with magnet

- With hexagon and female hexagon
- With magnetic holder



Code	No.	⬣ "	⬡ "	kg
1517414	6070.40	5/16	5/16	0.052

5160.00
BIT ADAPTOR 1/2" X 5/16"

- With female hexagon and female square
- Suitable for all bits and tools with 5/16“ male hexagon



Code	No.	□ "	⬡ "	kg
1516655	5160.00	1/2	5/16	0.056

Impact sockets 3/8"

6400
IMPACT SOCKET 3/8"

- With square socket as per DIN 3121 - G 10, ISO 1174
- Suitable for all standard electric and air tools



Code	No.	□ "	⬡ mm	⟷ mm	kg
2681919	6400.006	3/8	6	32	0.030
2681927	6400.007	3/8	7	32	0.031
2681935	6400.008	3/8	8	32	0.032
2681943	6400.009	3/8	9	32	0.033
2682176	6400.010	3/8	10	32	0.034
2682184	6400.011	3/8	11	32	0.036
2682192	6400.012	3/8	12	32	0.038
2682206	6400.013	3/8	13	32	0.040
2682214	6400.014	3/8	14	32	0.051
2682222	6400.015	3/8	15	32	0.054
2682230	6400.016	3/8	16	32	0.055
2682249	6400.017	3/8	17	32	0.055
2682257	6400.018	3/8	18	32	0.055
2682265	6400.019	3/8	19	32	0.059

6406
IMPACT SOCKET 3/8"
long pattern

- With square socket as per DIN 3121 - G 10, ISO 1174
- Suitable for all standard electric and air tools



Code	No.	□"	mm	⟷ mm ⟷	kg
2682303	6406.08	3/8	8	63	0.048
2682311	6406.10	3/8	10	63	0.058
2682338	6406.11	3/8	11	63	0.064
2682346	6406.12	3/8	12	63	0.080
2682354	6406.13	3/8	13	63	0.085
2682362	6406.14	3/8	14	63	0.092
2682370	6406.15	3/8	15	63	0.110
2682389	6406.16	3/8	16	63	0.108
2682397	6406.17	3/8	17	63	0.108
2682400	6406.18	3/8	18	63	0.129
2682419	6406.19	3/8	19	63	0.138

6435
IMPACT SOCKET 3/8"

- With square socket as per DIN 3121 - G 10, ISO 1174
- Suitable for all standard electric and air tools



Code	No.	□"	mm	⟷ mm ⟷	kg
2681870	6435.06	3/8	6	52	0.041
2681889	6435.07	3/8	7	52	0.043
2681897	6435.08	3/8	8	52	0.047
2681900	6435.10	3/8	10	52	0.057

Impact accessories 3/8"

6450
IMPACT SOCKET EXTENSION 3/8"

- With square socket as per DIN 3121 - G 10, ISO 1174
- Suitable for all standard electric and air tools



Code	No.	□"	■"	⟷ mm ⟷	kg
2682273	6450.075	3/8	3/8	75	0.076
2682281	6450.150	3/8	3/8	150	0.145

1/2" square drive

Ratchets 1/2"

5225.00
READYFLEX® 1/2"

- With lever ratchet
- Reversible and vertically lockable in 7 positions
- For use in barely-accessible places
- Joint lock protects the hand
- For sockets, accessories etc. with square drive as per DIN 3120 - C 12.5, ISO 1174, with ball retention groove



Code	No.	■ "	⟷ mm ⟷	kg
1696041	5225.00	1/2	270	0.740

5290.00
READYFLEX® 1/2"

- With dial change
- Fine toothed (72 teeth) with 5° return angle
- Reversible and vertically lockable in 7 positions
- For use in barely-accessible places
- Joint lock protects the hand



Code	No.	■ "	⟷ mm ⟷	kg
1696068	5290.00	1/2	260	0.660

5190.20
REVERSIBLE RATCHET 1/2"

- With lever change
- Oval head
- Dual-material handle, for easy handling
- For sockets, accessories etc. with square drive as per DIN 3120 - C 12.5, ISO 1174, with ball retention groove



Code	No.	■ "	⟷ mm ⟷	kg
1516698	5190.20	1/2	280	0.586

5190.30
REVERSIBLE RATCHET 1/2"

- With dial change
- Fine toothed (72 teeth) with 5° return angle
- Dual-material handle, for easy handling



Code	No.	■ "	⟷ mm ⟷	kg
1516701	5190.30	1/2	280	0.514

5190.0600
TELESCOPIC RATCHET 1/2"

- With lever change and push-button release
- High torque transfer
- Adjustable from 460 to 600 mm without load reduction
- Telescopic shaft lockable in 5 positions
- 2-component handle



Code	No.	■ "	⟷ mm ⟷	
2942208	5190.0600	1/2	460-600	1.099

5190.0580
TELESCOPIC RATCHET WITH SWIVEL HEAD 1/2"

- With dial change
- 36 teeth (return angle 10 degrees)
- High torque transfer
- Adjustable from 430 to 580 mm without load reduction
- Telescopic shaft lockable in 5 positions
- 2-component handle
- With swivel head for working in confined spaces, swivels through 180°



Code	No.	■ "	⟷ mm ⟷	kg
2978067	5190.0580	1/2	430-580	1.292

5170.00
RATCHET 1/2" WITH SQUARE COUPLER

- Dual-material handle, for easy handling
- With square coupler
- Also suitable for use with stepped keys and radiator nipple keys



Code	No.	■ "	⟷ mm ⟷	kg
1920995	5170.00	1/2	270	0.560

Sockets 1/2"

5100
SOCKET 1/2"
hexagon



› Square drive as per DIN 3120 - C 12.5, ISO 1174, with ball retention groove

Code	No.	□"	mm	mm	Ø	kg
2252759	5100.08	1/2	8	36	22	0.020
2252767	5100.09	1/2	9	36	22	0.020
1516329	5100.10	1/2	10	36	22	0.042
1516345	5100.11	1/2	11	36	22	0.044
1516353	5100.12	1/2	12	36	22	0.046
1516388	5100.13	1/2	13	36	22	0.048
1516418	5100.14	1/2	14	36	22	0.050
1516426	5100.15	1/2	15	36	22	0.050
1516434	5100.16	1/2	16	36	22	0.048
1516442	5100.17	1/2	17	36	22	0.048
1516450	5100.18	1/2	18	36	24	0.062
1516469	5100.19	1/2	19	36	24	0.076
1516477	5100.20	1/2	20	36	24	0.074
1516485	5100.21	1/2	21	36	26	0.076
1516493	5100.22	1/2	22	36	27	0.092
1516507	5100.23	1/2	23	36	27	0.096
1516515	5100.24	1/2	24	36	28	0.098
1516523	5100.26	1/2	26	36	28	0.100
1516531	5100.27	1/2	27	40	30	0.116
1516558	5100.28	1/2	28	40	30	0.146
1516566	5100.30	1/2	30	40	32	0.154
1516574	5100.32	1/2	32	40	34	0.192
2252775	5100.34	1/2	34	40	36	0.280

5180
SOCKET 1/2"
SPLINE



› Square drive as per DIN 3120 - C 12.5, ISO 1174, with ball retention groove
› Multiprofile

Code	No.	□"	mm	"AF		XZN	mm	kg
2252821	5180.080	1/2	8	5/16	E10		38	0.051
2252848	5180.090	1/2	9	11/32	E11		38	0.052
2252856	5180.100	1/2	10	3/8	E12	10	38	0.052
2252864	5180.110	1/2	11	7/16	E14	11	38	0.053
2252880	5180.120	1/2	12	15/32	E16	12	38	0.053
2252899	5180.130	1/2	13	1/2			38	0.053
2252902	5180.140	1/2	14	9/16	E18	14	38	0.056
2252910	5180.150	1/2	15	19/32			38	0.060
2340623	5180.160	1/2	16	5/8	E20	16	38	0.060
2252937	5180.170	1/2	17				38	0.061
2252945	5180.180	1/2	18		E22	18	38	0.070
2252953	5180.190	1/2	19	3/4	E24		38	0.074
2252961	5180.200	1/2	20	25/32		20	38	0.071
2340631	5180.210	1/2	21	13/16			38	0.094
2252996	5180.220	1/2	22	7/8		22	38	0.100
2253003	5180.230	1/2	23				40	0.101
2253011	5180.240	1/2	24	15/16		24	40	0.114
2253038	5180.260	1/2	26				42	0.138
2253046	5180.270	1/2	27	1.1/16			43	0.138
2253054	5180.280	1/2	28				43	0.140
2253062	5180.300	1/2	30	1.1/8		30	45	0.178
2253070	5180.320	1/2	32	1.1/4		32	45	0.162
2253089	5180.340	1/2	34				45	0.259

5106
SOCKET 1/2"

hexagon, long pattern

› Square drive as per DIN 3120 - C 12.5, ISO 1174, with ball retention groove



Code	No.	□"	○ mm	⟷ mm ⟷	Ø	kg
1848690	5106.10	1/2	10	77	22	0.068
2253097	5106.11	1/2	11	77	22	0.060
1848704	5106.12	1/2	12	77	22	0.086
1848712	5106.13	1/2	13	77	22	0.096
1848720	5106.14	1/2	14	77	22	0.102
1848739	5106.15	1/2	15	77	22	0.098
2253100	5106.16	1/2	16	77	22	0.100
1848747	5106.17	1/2	17	77	22	0.124
2253119	5106.18	1/2	18	77	22	0.140
1848755	5106.19	1/2	19	77	22	0.150
1848763	5106.21	1/2	21	77	26	0.208
1848771	5106.22	1/2	22	77	26	0.190
1848798	5106.23	1/2	23	77	26	0.226
1848801	5106.24	1/2	24	77	26	0.256
1848828	5106.27	1/2	27	77	28	0.280
1848836	5106.30	1/2	30	77	28	0.288
1848844	5106.32	1/2	32	77	28	0.302
2253127	5106.34	1/2	34	77	39	0.280

5112
SOCKET 1/2"

bi-hexagon

› Square drive as per DIN 3120 - C 12.5, ISO 1174, with ball retention groove



Code	No.	□"	○ mm	⟷ mm ⟷	Ø	kg
2252791	5112.08	1/2	8	36	22	0.040
2252805	5112.09	1/2	9	36	22	0.060
1850482	5112.10	1/2	10	36	22	0.042
1850490	5112.11	1/2	11	36	22	0.042
1854976	5112.12	1/2	12	36	22	0.042
1850504	5112.13	1/2	13	36	22	0.046
1850512	5112.14	1/2	14	36	22	0.050
1850520	5112.15	1/2	15	36	22	0.050
1850539	5112.16	1/2	16	36	22	0.044
1850547	5112.17	1/2	17	36	22	0.058
1850555	5112.18	1/2	18	36	24	0.076
1850563	5112.19	1/2	19	36	24	0.072
1850571	5112.20	1/2	20	36	24	0.076
1850598	5112.21	1/2	21	36	26	0.088
1850601	5112.22	1/2	22	36	27	0.092
1850628	5112.23	1/2	23	36	27	0.090
1850636	5112.24	1/2	24	36	28	0.100
1850644	5112.26	1/2	26	36	28	0.112
1850652	5112.27	1/2	27	40	30	0.136
1850660	5112.28	1/2	28	40	32	0.142
1850679	5112.30	1/2	30	40	32	0.160
1850687	5112.32	1/2	32	40	34	0.178
2252813	5112.34	1/2	34	40	36	0.260

5300
SOCKET 1/2"
protruding TORX®

› Square drive as per DIN 3120 - C 12.5, ISO 1174, with ball retention groove
› TORX® = reg. trademark of Acument Intellectual Properties, LLC. USA



Code	No.	□"	✪	⟷ mm ⟷	Ø	kg
1849077	5300.10	1/2	E10	38	22	0.052
1849085	5300.11	1/2	E11	38	22	0.054
1849093	5300.12	1/2	E12	38	22	0.052
1849107	5300.14	1/2	E14	38	22	0.052
1849115	5300.16	1/2	E16	38	22	0.056
1849123	5300.18	1/2	E18	38	22	0.054
1849131	5300.20	1/2	E20	38	22	0.062
1849158	5300.22	1/2	E22	38	22	0.078
1849166	5300.24	1/2	E24	40	23	0.094

5135 - 5142
SCREWDRIVER BIT SOCKET 1/2"
in-hex

› Square drive as per DIN 3120 - C 12.5, ISO 1174, with ball retention groove





Code	No.	□"	⬣ mm	⟷ mm ⟷	kg
2253186	5135.04	1/2	4	60	0.060
1829319	5135.05	1/2	5	60	0.064
1829327	5135.06	1/2	6	60	0.064
1829335	5135.07	1/2	7	60	0.068
1829343	5135.08	1/2	8	60	0.068
1829394	5135.09	1/2	9	60	0.078
1829351	5135.10	1/2	10	60	0.080
1829408	5135.11	1/2	11	60	0.112
1829378	5135.12	1/2	12	60	0.112
1829416	5135.14	1/2	14	60	0.136
1829424	5135.17	1/2	17	60	0.174
2253194	5135.19	1/2	19	60	0.220
1848887	5136.05	1/2	5	80	0.072
1848909	5136.06	1/2	6	80	0.072
1848917	5136.08	1/2	8	80	0.082
1848976	5138.07	1/2	7	100	0.084
1849689	5139.08	1/2	8	120	0.094
1848984	5141.06	1/2	6	140	0.086
1848992	5141.10	1/2	10	140	0.134
1849018	5141.12	1/2	12	140	0.188
1849026	5141.14	1/2	14	140	0.240
1849034	5142.05	1/2	5	180	0.114

5303
SCREWDRIVER BIT SOCKET 1/2"
TORX®

› Square drive as per DIN 3120 - C 12.5, ISO 1174, with ball retention groove
› TORX® = reg. trademark of Acument Intellectual Properties, LLC. USA



Code	No.	□"		mm	kg
2253224	5303.20	1/2	T20	55	0.060
2253232	5303.25	1/2	T25	55	0.054
2253240	5303.27	1/2	T27	55	0.060
1849174	5303.30	1/2	T30	55	0.060
1849182	5303.40	1/2	T40	55	0.062
1849190	5303.45	1/2	T45	55	0.066
1849204	5303.50	1/2	T50	55	0.066
1849212	5303.55	1/2	T55	55	0.076
1849220	5303.60	1/2	T60	55	0.106
1849239	5303.70	1/2	T70	55	0.128

5180
SPARK PLUG SOCKET 1/2"
with magnet

› With magnet



Code	No.	□"	mm	mm	kg
1696025	5180.16	1/2	16.0	70	0.080
1696033	5180.21	1/2	20.8	70	0.148

Accessories 1/2"

5141.0002
ADAPTOR AND EXTENSION SET 6IN2
2 pieces

Contents:
› Reducer and convertor 1/2" - 3/8" and 3/8" - 1/2"
› Extension 85 mm
› Reducer and convertor 3/8" - 1/4" and 1/4" - 3/8"
› Extension 68 mm





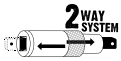



Code	No.	kg
2907720	5141.0002	0.240

5150
EXTENSION 1/2"

› For hand-operated sockets with square drive, with ball locking device



Code	No.	□"	■"	⟷ mm ⟷	kg
1516647	5150.75	1/2	1/2	75	0.126
1516620	5150.12	1/2	1/2	125	0.186
1516639	5150.25	1/2	1/2	250	0.334

5151
LOCKABLE EXTENSION 1/2"

› For hand-operated sockets with square drive, with ball locking device
› Secure hold on the square drive for all tools with retention groove



Code	No.	□"	■"	⟷ mm ⟷	kg
1849042	5151.12	1/2	1/2	125	0.236
1849050	5151.25	1/2	1/2	250	0.440
1849069	5151.37	1/2	1/2	375	0.482

5130.00
UNIVERSAL JOINT 1/2"

› For hand-operated sockets with square drive, with ball locking device



Code	No.	□"	■"	kg
1516604	5130.00	1/2	1/2	0.134

5140.00
TOMMY BAR WITH SLIDING T 1/2"

› For hand-operated sockets with square drive, with ball locking device



Code	No.	■ "	kg
1516612	5140.00	1/2	0.368

5160.00
BIT ADAPTOR 1/2" X 5/16"

› With female hexagon and female square
› Suitable for all bits and tools with 5/16" male hexagon



Code	No.	□ "	⬡ "	kg
1516655	5160.00	1/2	5/16	0.056

6070.50
ADAPTOR 5/16" X 1/2"

› Hexagon drive 5/16"
› Square drive 1/2"
› Turns a bit-ratchet 5/16" into a ratchet with 1/2" square



Code	No.	■ "	⬢ "	kg
1517422	6070.50	1/2	5/16	0.030

5115.19
ADAPTOR 1/2" X 19 MM

› Hexagon drive 19 mm
› Square drive 1/2"
› All tools with size 19 mm can be used to drive 1/2" sockets etc.



Code	No.	■ "	⬢	kg
1597124	5115.19	1/2	19	0.052

Impact Sockets 1/2"

5575
IMPACT SOCKET 1/2"

› Square drive as per DIN 3121 - G 12.5, ISO 1174
› For controlled tightening of wheel nuts on light-alloy rims



5575
PLASTIC SLEEVES FOR 5575

5400
IMPACT SOCKET 1/2"

› Square drive as per DIN 3121 - G 12.5, ISO 1174



Code	No.	□"	mm	mm	Ø	kg
1849387	5400.10	1/2	10	38	25	0.068
1849395	5400.11	1/2	11	38	25	0.075
1849409	5400.12	1/2	12	38	25	0.072
1849417	5400.13	1/2	13	38	25	0.072
1849425	5400.14	1/2	14	38	25	0.076
1849433	5400.15	1/2	15	38	25	0.760
1849441	5400.16	1/2	16	38	25	0.080
1849468	5400.17	1/2	17	38	26	0.088
1849476	5400.19	1/2	19	38	28	0.096
1849484	5400.21	1/2	21	38	30	0.114
1849492	5400.22	1/2	22	43	30	0.148
1849506	5400.24	1/2	24	43	30	0.154
1849514	5400.27	1/2	27	45	30	0.154
1849522	5400.30	1/2	30	48	30	0.240
1849530	5400.32	1/2	32	48	30	0.232

5406
IMPACT SOCKET 1/2"
long pattern

› Square drive as per DIN 3121 - G 12.5, ISO 1174



Code	No.	□"	⬡ mm	⟷ mm ⟷	Ø	kg
1849549	5406.10	1/2	10	85	25	0.126
1849557	5406.11	1/2	11	85	25	0.132
1849565	5406.12	1/2	12	85	25	0.144
1849573	5406.13	1/2	13	85	25	0.146
1849581	5406.14	1/2	14	85	25	0.170
1849603	5406.15	1/2	15	85	25	0.178
1849611	5406.16	1/2	16	85	25	0.218
1849638	5406.17	1/2	17	85	26	0.224
1849646	5406.19	1/2	19	85	28	0.244
1849654	5406.21	1/2	21	85	30	0.260
1849662	5406.22	1/2	22	85	30	0.338
1849670	5406.24	1/2	24	85	30	0.350

5435
IMPACT SOCKET 1/2"
in-hex

› Square drive as per DIN 3121 - G 12.5, ISO 1174
› Suitable for all standard electric and air tools



Code	No.	□"	⬢ mm	⟷ mm ⟷	kg
2682451	5435.10	1/2	10	60	0.094
2682478	5435.12	1/2	12	60	0.103
2682486	5435.14	1/2	14	60	0.115
2682494	5435.17	1/2	17	60	0.138
2682508	5435.19	1/2	19	60	0.154

5430
IMPACT SOCKET 1/2"
protruding TORX®

› Square drive as per DIN 3121 - G 12.5, ISO 1174
› TORX® = reg. trademark of Acument Intellectual Properties, LLC. USA



Code	No.	□"	✪	⟷ mm ⟷	Ø	kg
1849247	5430.06	1/2	E6	38	25	0.062
1849255	5430.07	1/2	E7	38	25	0.064
1849263	5430.08	1/2	E8	38	25	0.068
1849271	5430.10	1/2	E10	38	25	0.072
1849298	5430.11	1/2	E11	38	25	0.072
1849301	5430.12	1/2	E12	38	25	0.074
1849328	5430.14	1/2	E14	38	25	0.074
1849336	5430.16	1/2	E16	38	25	0.074
1849344	5430.18	1/2	E18	38	30	0.118
1849352	5430.20	1/2	E20	38	30	0.122
1849360	5430.22	1/2	E22	38	30	0.124
1849379	5430.24	1/2	E24	42	30	0.152

Impact Accessories 1/2"

5450
IMPACT SOCKET EXTENSION 1/2"

› With square drive as per DIN 3121 - G 12.5, ISO 1174
› Suitable for all standard electric and air tools



Code	No.	□"	■"	⊢mm⊣	kg
2682427	5450.075	1/2	1/2	75	0.148
2682435	5450.125	1/2	1/2	125	0.230
2682443	5450.250	1/2	1/2	250	0.443

5464.00
IMPACT SOCKET REDUCER 1/2" TO 3/8"

› With square as per DIN 3121, ISO 1174



Code	No.	□"	■"	kg
2682516	5464.00	1/2	3/8	0.070

5484.00
IMPACT SOCKET EXTENSION PIECE 1/2" TO 3/4"

› With square as per DIN 3121, ISO 1174



Code	No.	□"	■"	kg
2682524	5484.00	1/2	3/4	0.140

5570
SAFETY SET

› Consisting of safety ring and safety pin
› To secure impact sockets
› Value pack: contains **5 each rings and pins**



Code	No.	Use	Ø	kg
2253151	5570.751	for size 10-19 mm	19	0.010
2253178	5570.752	for size 20-32 mm	24	0.010

3/4" square drive

Ratchets 3/4"

8170.00
REVERSIBLE RATCHET 3/4"

- Sturdy design
- With lever ratchet
- Oval head



Code	No.	■ "	⟷ mm ⟷	kg
1683500	8170.00	3/4	510	1.940

Sockets 3/4"

8100
SOCKET 3/4"

hexagon

- Female square drive, with ball retaining groove
- Hand-operated, knurled grip



Code	No.	□ "	○ mm	kg
2253410	8100.18	3/4	18	0.160
1683276	8100.19	3/4	19	0.160
1683292	8100.21	3/4	21	0.220
1683306	8100.22	3/4	22	0.210
1683314	8100.24	3/4	24	0.220
1683322	8100.27	3/4	27	0.210
1683330	8100.30	3/4	30	0.250
1683349	8100.32	3/4	32	0.260
1683357	8100.33	3/4	33	0.280
2253429	8100.34	3/4	34	0.290
1683365	8100.36	3/4	36	0.350
1683373	8100.38	3/4	38	0.460
1683381	8100.41	3/4	41	0.550
1683403	8100.46	3/4	46	0.600
1683411	8100.50	3/4	50	0.810
1683438	8100.55	3/4	55	0.930
1683446	8100.60	3/4	60	1.114

Accessories 3/4"

8150
EXTENSION 3/4"

- For hand-operated sockets with square drive
- With locking pin



Code	No.	□"	■"	⊢mm⊣	kg
1683470	8150.20	3/4	3/4	200	0.640
1683462	8150.40	3/4	3/4	400	1.054

8160.00
ADAPTOR 3/4" - 1"

- For hand-operated sockets with square drive
- With locking pin



Code	No.	□"	■"	kg
1683497	8160.00	3/4	1	0.326

8130.00
UNIVERSAL JOINT 3/4"

- For hand-operated sockets with square drive
- With locking pin



Code	No.	□"	■"	kg
1683489	8130.00	3/4	3/4	0.584

8140.00
TOMMY BAR WITH SLIDING T 3/4"

- For hand-operated sockets with square drive
- With locking pin



Code	No.	■"	kg
1683454	8140.00	3/4	1.164

Impact Sockets 3/4"

8106
IMPACT SOCKET 3/4"

- Suitable for all standard electric and air tools
- Female square drive



Code	No.	□"	mm	kg
1852086	8106.17	3/4	17	0.326
1852094	8106.18	3/4	18	0.326
1852108	8106.19	3/4	19	0.340
1852116	8106.22	3/4	22	0.354
1852124	8106.24	3/4	24	0.354
1852132	8106.26	3/4	26	0.378
1852140	8106.27	3/4	27	0.388
1852167	8106.29	3/4	29	0.400

Code	No.	□"	mm	kg
1852175	8106.30	3/4	30	0.428
1852183	8106.32	3/4	32	0.472
1852191	8106.33	3/4	33	0.482
1852205	8106.34	3/4	34	0.504
1852213	8106.35	3/4	35	0.508
1852221	8106.36	3/4	36	0.514
1852248	8106.38	3/4	38	0.564
1852256	8106.41	3/4	41	0.594

8406
IMPACT SOCKET 3/4"
long pattern

- Suitable for all standard electric and air tools
- Female square drive



Code	No.	□"	mm	↤mm↦	kg
2682605	8406.17	3/4	17	100	0.420
2682613	8406.19	3/4	19	100	0.426
2682621	8406.20	3/4	20	100	0.434
2682648	8406.21	3/4	21	100	0.456
2682656	8406.22	3/4	22	100	0.496
2682664	8406.23	3/4	23	100	0.514
2682672	8406.24	3/4	24	100	0.470
2682680	8406.25	3/4	25	100	0.476

Code	No.	□"	mm	↤mm↦	kg
2682699	8406.26	3/4	26	100	0.480
2682702	8406.27	3/4	27	100	0.506
2682710	8406.28	3/4	28	100	0.568
2682729	8406.29	3/4	29	100	0.576
2682737	8406.30	3/4	30	100	0.626
2682745	8406.32	3/4	32	100	0.598
2204827	8406.35	3/4	35	100	0.720

8435
IMPACT SOCKET 3/4"
in-hex

- Square drive as per DIN 3121 - H 20, ISO 1174
- Suitable for all standard electric and air tools



Code	No.	□"	mm	↤mm↦	kg
2682559	8435.22	3/4	22	90	0.520
2682567	8435.24	3/4	24	90	0.561
2682575	8435.27	3/4	27	90	0.650
2682583	8435.30	3/4	30	90	0.670
2682591	8435.32	3/4	32	90	0.740

Impact Accessories 3/4"

8450
IMPACT SOCKET EXTENSION 3/4"

› With square socket as per DIN 3121 - H 20, ISO 1174

› Suitable for all standard electric and air tools



Code	No.	□"	■"	⟷ mm ⟷	kg
2682753	8450.100	3/4	3/4	100	0.641
2682761	8450.175	3/4	3/4	175	0.923
2682788	8450.250	3/4	3/4	250	1.223

8454.00
IMPACT SOCKET REDUCER 3/4" TO 1/2"

› With square as per DIN 3121, ISO 1174



Code	No.	□"	■"	kg
2682532	8454.00	3/4	1/2	0.334

8494.00
IMPACT SOCKET EXTENSION PIECE 3/4" TO 1"

› With square as per DIN 3121, ISO 1174



Code	No.	□"	■"	kg
2682540	8494.00	3/4	1	0.430

8470
SAFETY SET

› Consisting of safety ring and safety pin
› To secure impact sockets
› Value pack: contains **5 each rings and pins**

Code	No.	Use	Ø	kg
2253445	8470.750	for size 17-27 mm	33	0.010
2280507	8470.751	for size 28-46 mm	37	0.030
2280515	8470.752	for size 47-65 mm	44	0.050



Holding rails

9630
HOLDING RAILS

- Holding rail for fitting with socket holders for wrench sockets in drive sizes 1/4" (4195.09) + 3/8" (6195.09) + 1/2" (5195.09)
- Can also be used in combinations, for individual tool requirements
- Can be fitted on both sides
- In various lengths, with two elongated holes for fixing
- From aluminium
- Delivery without holder



g rails





Example image

Code	No.	Description	⟷ mm ⟷	kg
2255480	9630.060	Holding rail 6"	150	0.030
2255464	9630.080	Holding rail 8"	200	0.040
2255472	9630.120	Holding rail 12"	305	0.060
2256622	9630.170	Holding rail 17"	430	0.090

X195.09
ADAPTOR FOR HOLDING RAIL

¼" ⅜" ½"

- Patented holder
- Can be used on holding rails 9630.xxx
- Bag of 10



Code	No.	■"	kg
2255510	4195.09	1/4	0.015
2255502	6195.09	3/8	0.020
2255499	5195.09	1/2	0.050

9630.471
SOCKETS TORX® 1/4" WITH HOLDING RAIL

12 pieces

¼" ¼"

Holding rail with socket holders comprising:

- Holding rail 200 mm (8") in length
- Sockets TORX® E5 E6 E7 E8 E10
- Sockets TORX® T10 T15 T20 T25 T27 T30 T40
- 20 socket holders 1/4"



Code	No.	⟷ mm ⟷	kg
2684098	9630.471	200	0.255

9630.476
SOCKETS LONG 1/4" WITH HOLDING RAIL

12 pieces

Holding rail with socket holders comprising:
- Holding rail 200 mm (8") in length
- Sockets 4 4.5 5 5.5 6 7 8 9 10 11 12 13 mm
- 20 socket holders 1/4"



Code	No.	mm	kg
2684071	9630.476	200	0.537

9630.478
SCREWDRIVER SOCKETS 1/4" WITH HOLDING RAIL

13 pieces

Holding rail with socket holders comprising:
- Holding rail 200 mm (8") in length
- Sockets 3 4 5 6 8 10 mm
- Sockets 4 5.5 6.5
- Sockets PH 0 1 2 3
- 20 socket holders 1/4"



Code	No.	mm	kg
2684055	9630.478	200	0.297

9630.535
SCREWDRIVER SOCKETS 1/2" WITH HOLDING RAIL

10 pieces

Holding rail with socket holders comprising:
- Holding rail 300 mm (12") in length
- Sockets 5 6 7 8 9 10 11 12 14 17 mm
- 10 socket holders 1/2"



Code	No.	mm	kg
2684063	9630.535	300	1.140

9630.540
IMPACT SOCKETS 1/2" WITH HOLDING RAIL

10 pieces

Holding rail with socket holders comprising:
- Holding rail 300 mm (12") in length
- Sockets 10 11 12 13 14 15 16 17 19 21 mm
- 10 socket holders 1/2"



Code	No.	mm	kg
2684101	9630.540	300	0.954

SOCKET SETS

The carolus socket wrench sets makes you prepared for all eventualities. Here every socket finds its insert and each mechanic the accessories to give the best possible support.



1/4" square drive

4004.77
SOCKET SET 1/4"
33 pieces

Contents:
› Reversible ratchet 1/4" with 2-component handle

Sockets:
› hexagon
4 4.5 5 5.5 6 7 8 9 10 11 12 13 mm

Screwdriver bit sockets:
› hexagon 3 4 5 6 8 10 mm
› slotted 4 5.5 6.5 mm
› cross-head PH 0 1 2 3

Accessories:
› Extensions 50 mm, 100 mm
› Universal joint
› sliding T-handle
› Minimus® interchangeable handle with hex shaft 1/4" sq. dr.
› Adaptor 1/4" sq. dr. x 1/4" hex dr.



Code	No.	kg
1514288	4004.77	1.140

	Contents
	**4177** .04 .45 .05 .55 .06 .07 .08 .09 .10 .11 .12 .13
	**4178** .03 .04 .05 .06 .08 .10
	**4179** .04 .55 .65
	**4179** .10 .20 .30 .40

	Contents
	**4179** .50 .00
	**4179** .80
	4179 .70
	**4179** .94

	Contents
	7080 .50
	4177 .20

4004.79
SOCKET SET 1/4"
33 pieces

Contents:
› Reversible ratchet 1/4" with 2-component handle

Sockets:
› hexagon
4 4.5 5 5.5 6 7 8 9 10 11 12 13 mm

Screwdriver bit sockets:
› hexagon 3 4 5 6 8 10 mm
› TORX® T10 T15 T20 T25 T27 T30 T40

Accessories:
› Extensions 50 mm, 100 mm
› Universal joint
› sliding T-handle
› Minimus® interchangeable handle with hex shaft 1/4" sq. dr.
› Adaptor 1/4" sq. dr. x 1/4" hex dr.
› TORX® = reg. trademark of Acument Intellectual Properties, LLC. USA



Code	No.	kg
1514326	4004.79	1.136

	Contents
	**4177** .04 .45 .05 .55 .06 .07 .08 .09 .10 .11 .12 .13
	**4178** .03 .04 .05 .06 .08 .10
	**4173** .10 .15 .20 .25 .27 .30 .40

	Contents
	**4179** .50 .00
	**4179** .80
	4179 .70

	Contents
	**4179** .94
	7080 .50
	4177 .20

4004.99
SOCKET SET 1/4"
33 pieces

Contents:
› Reversible ratchet 1/4" with 2-component handle

Sockets:
› hexagon
4 4.5 5 5.5 6 7 8 9 10 11 12 13 mm

Screwdriver bit sockets:
› hexagon 3 4 5 6 8 10 mm
› TORX® with hole TXB10 TXB15 TXB20 TXB25 TXB27 TXB30 TXB40

Accessories:
› Extensions 50 mm, 100 mm
› Universal joint
› sliding T-handle
› Minimus® interchangeable handle with hex shaft 1/4" sq. dr.
› Adaptor 1/4" sq. dr. x 1/4" hex dr.
› TORX® = reg. trademark of Acument Intellectual Properties, LLC. USA



Code	No.	kg
1514512	4004.99	1.148

	Contents
	**4177** .04 .45 .05 .55 .06 .07 .08 .09 .10 .11 .12 .13
	**4178** .03 .04 .05 .06 .08 .10
	**4173** .10 .15 .20 .25 .27 .30 .40

	Contents
	**4179** .50 .00
	**4179** .80
	**4179** .70

	Contents
	**4179** .94
	7080 .50
	**7190** .30

4004.90
SOCKET SET 1/4"
33 pieces

Contents:
› Readyflex® ratchet 1/4"
› Particularly suitable for barely accessible places

Sockets:
› hexagon
4 4.5 5 5.5 6 7 8 9 10 11 12 13 mm

Screwdriver bit sockets:
› hexagon 3 4 5 6 8 10 mm
› slotted 4 5.5 6.5 mm
› cross-head PH 0 1 2 3

Accessories:
› Extensions 50 mm, 100 mm
› Universal joint
› sliding T-handle
› Minimus® interchangeable handle with hex shaft 1/4" sq. dr.
› Adaptor 1/4" sq. dr. x 1/4" hex dr.
› Bit adaptor 1/4" with magnet



Code	No.	kg
1514431	4004.90	1.166

	Contents
	**4177** .04 .45 .05 .55 .06 .07 .08 .09 .10 .11 .12 .13
	**4178** .03 .04 .05 .06 .08 .10
	**4179** .04 .55 .65
	**4179** .10 .20 .30 .40

	Contents
	**4179** .50 .00
	**4179** .80
	4179 .70
	**4002** .42

	Contents
	7080 .50
	**7290** .30
	**7060** .00

4004.91
SOCKET SET 1/4"
33 pieces



Contents:
› Readyflex® ratchet 1/4"
› Particularly suitable for barely accessible places

Sockets:
› hexagon
4 4.5 5 5.5 6 7 8 9 10 11 12 13 mm

Screwdriver bit sockets:
› hexagon 3 4 5 6 8 10 mm
› TORX® with hole TXB10 TXB15 TXB20 TXB25 TXB27 TXB30 TXB40

Accessories:
› Extensions 50 mm, 100 mm
› Universal joint
› sliding T-handle
› Minimus® interchangeable handle with hex shaft 1/4" sq. dr.
› Adaptor 1/4" sq. dr. x 1/4" hex dr.
› Bit adaptor 1/4" with magnet
› TORX® = reg. trademark of Acument Intellectual Properties, LLC. USA

Code	No.	kg
1514458	4004.91	1.164

	Contents
	**4177** .04 .45 .05 .55 .06 .07 .08 .09 .10 .11 .12 .13
	**4178** .03 .04 .05 .06 .08 .10
	**4173** .10 .15 .20 .25 .27 .30 .40
	**4179** .50 .00
	**4179** .80
	4179 .70
	**4002** .42

	Contents
	7080 .50
	**7060** .00
	**7290** .30

4004.84
SOCKET SET 1/4"
36 pieces

Contents:
- Readyflex® ratchet 1/4"
- Particularly suitable for barely accessible places

Sockets:
- hexagon
  4 4.5 5 5.5 6 7 8 9 10 11 12 13 mm

Screwdriver bit sockets:
- hexagon 4 5 6 mm
- slotted 5.5 mm
- cross-head PH 2
- cross-head Pozi PZ 2
- TORX® with hole TXB10 TXB15 TXB20 TXB25 TXB27 TXB30 TXB40

Accessories:
- Extensions 50 mm, 100 mm
- Universal joint
- Magnetic pick-up
- Minimus® interchangeable handle with double bits
- slotted 2.5 + 3.5, cross-head PH 0 + 1
- Bit adaptor 1/4" with magnet
- Adaptor 1/4" sq. dr. x 1/4" hex dr.
- TORX® = reg. trademark of Acument Intellectual Properties, LLC. USA



Code	No.	kg
1514377	4004.84	1.158

	Contents
	**4177** .04 .45 .05 .55 .06 .07 .08 .09 .10 .11 .12 .13
	**4178** .04 .05 .06
	**4179** .55
	**4179** .30
	**4172** .20
	**4173** .10 .15 .20 .25 .27 .30 .40

	Contents
	**4179** .50 .00
	**4179** .80
	**4178** .50
	**4002** .42
	4244 .25
	4244 .00

	Contents
	**7060** .00
	7080 .50
	7225 .00
	4002 .41

4400.0049
SOCKET SET 1/4"
WITH BIT FIX ADAPTOR COMPACT
49 pieces

- Socket set 1/4" with bit fix adaptor
- The bit locking sleeve is attached with the same diameter at the adapter
- Additional safety: The unlocking mechanism is behind the bit mounting
- The slender design allows deep-seated screws to be reached
- Compact ratchet for working in confined spaces
- The turning direction is changed by swivelling the handle (gear)
- Supplied in an attractive plastic box with transparent lid

Sockets:
- in-hex 4.5 5 5.5 6 7 8 9 10 11 12 13 14
- 1/4" bits:
- hexagon 2 3 4 5 6 8 mm
- slotted 4.5 5.5 6.5 mm
- PH 0 1 2 3
- PZ 0 1 2 3
- TORX® T10 T15 T20 T20 T25 T25 T27 T30 T40
- TORX® BO TXB10 TXB15 TXB20 TXB25 TXB27 TXB30 TXB40
- Ratchet 1/4" reversible, 72 teeth, fine toothed
- Universal extension 50 mm
- Bit-Fix. adaptor 1/4"
- Adaptor 1/4" to 1/4"



Code	No.	kg
2978105	4400.0049	0.667

3800.0037
TOOL SET T-HANDLE WITH RATCHET 1/4"

37 pieces

Contents:
- Screwdriver T-handle with ratchet 1/4", reversible
- Sockets, 135 mm long, hexagon 6 7 8 9 10 11 12 13 14 mm
- Bit holder 1/4" and extension 135 mm
- Bits 1/4":
- slotted 4.5 5.5 6.5 mm
- cross-head PH 1 2 2 3
- cross-head PZ 1 2 2 3
- hexagon 3 4 5 6 8 mm
- TORX® T10 T15 T20 T25 T30 T40
- TORX® with hole TXB10 TXB15 TXB20 TXB25





Code	No.	kg
2921677	3800.0037	1.335

3090.0023
BIT RATCHET SET 1/4" WITH ADAPTOR COMPACT

23 pieces

Contents:
- Socket hexagon 6 7 8 10 11 12 13
- 1/4" Bits:
- Hexagon 4 5 6 mm
- Slotted 5.5 mm
- PH 1 2
- PZ 1 2
- TORX® T15 T20 T25 T27 T30
- Reversible bit ratchet 1/4" MINI
- Adaptor 1/4" x 1/4"
- Bit fixation adaptor 1/4"





Code	No.	kg
2978091	3090.0023	0.380

3/8" square drive

6600.100
SLIM SIXTY SOCKET SET 3/8"
12 pieces

Contents:
- sLIM SIXTY Ratchet 3/8": 60 teeth, lever change, push-button release, slim head
- sockets hexagon 6 7 8 9 10 11 13 14 17 19 mm

Accessories:
- sliding-T reducer extension 1/2" - 3/8", 200 mm



Code	No.	kg
2253658	6600.100	1.379

6600.300
SLIM SIXTY SOCKET SET 3/8"
22 pieces

Contents:
- sLIM SIXTY Ratchet 3/8": 60 teeth, lever change, push-button release, slim head
- sockets hexagon 6 7 8 9 10 11 12 13 14 15 16 17 18 19 20 21 22 mm

Accessories:
- Extensions 125 mm, 250 mm
- Universal joint
- sliding-T reducer extension 1/2" - 3/8", 200 mm



Code	No.	kg
2253666	6600.300	3.076

1/2" square drive

5000.00
SOCKET SET 1/2"

24 pieces

Contents:
- Reversible ratchet 1/2" with 2-component handle
- sockets hexagon
  10 11 12 13 14 15 16 17 18 19 21 22 24 27 28 30 32 mm

Accessories:
- Extensions 75 mm, 125 mm, 250 mm
- Universal joint
- sliding T-handle
- Adaptor 1/2" sq. dr. x 5/16" hex dr.



Code	No.	kg
1516191	5000.00	5.344

	Contents
	**5100** .10 .11 .12 .13 .14 .15 .16 .17 .18 .19 .21 .22 .24 .27 .28 .30 .32
	**5150** .75 .12 .25

	Contents
	**5130** .00
	**5140** .00

	Contents
	**5160** .00
	**5190** .20

5012.00
SOCKET SET 1/2"

24 pieces

Contents:
- Reversible ratchet 1/2" with 2-component handle
- sockets bi-hexagon 10 11 12 13 14 15 16 17 18 19 21 22 24 27 28 30 32 mm

Accessories:
- Extensions 75 mm, 125 mm, 250 mm
- Universal joint
- sliding T-handle
- Adaptor 1/2" sq. dr. x 5/16" hex dr.



Code	No.	kg
1893793	5012.00	5.160

	Contents
	**5112** .10 .11 .12 .13 .14 .15 .16 .17 .18 .19 .21 .22 .24 .27 .28 .30 .32
	**5150** .75 .12 .25

	Contents
	**5130** .00
	**5140** .00

	Contents
	**5160** .00
	**5190** .20

5800.00
SOCKET SET 1/2" + 1/4"
49 pieces

Contents:
- Reversible ratchet 1/2" with 2-component handle
- sockets hexagon 1/2" 10 11 12 13 14 15 16 17 18 19 21 22 24 mm
- Extensions 1/2" 75 mm, 125 mm, 250 mm
- Universal joint 1/2"
- Adaptor 1/2" sq. dr. x 5/16" hex dr., can also be used as 8 mm socket

Tools on module:
- Ratchet 1/4" with 2-component handle
- sockets hexagon 1/4" 4 4.5 5 5.5 6 7 8 9 10 11 12 13 mm
- screwdriver bit sockets 1/4":
- hexagon 4 5 6 8 mm
- slotted 5.5 mm
- cross-head PH 2
- cross-head Pozi PZ 2
- TORX® with hole TXB10 TXB15 TXB20 TXB25 TXB27 TXB30 TXB40
- Extensions 1/4" 50 mm, 100 mm
- Universal joint 1/4"
- TORX® = reg. trademark of Acument Intellectual Properties, LLC. USA



Code	No.	kg
1516906	5800.00	5.142

	Contents
	**5100** .10 .11 .12 .13 .14 .15 .16 .17 .18 .19 .21 .22 .24
	**5150** .75 .12 .25
	**5130** .00
	**5160** .00
	**4177** .04 .45 .05 .55 .06 .07 .08 .09 .10 .11 .12 .13

	Contents
	**4178** .04 .05 .06 .08
	**4179** .55
	**4179** .30
	**4172** .20
	**4173** .10 .15 .20 .25 .27 .30 .40

	Contents
	**4179** .50 .00
	**4179** .80
	**5190** .20
	**4177** .20

5560.00
SOCKET SET 1/2"
14 pieces

- For deep-fitting screws, studs etc.
- Length: 75 mm

Contents:
- sockets hexagon 10 12 13 14 15 17 19 21 22 23 24 27 30 32 mm



Code	No.	kg
1825054	5560.00	3.746

	Contents
	**5106** .10 .12 .13 .14 .15 .17 .19 .21 .22 .23 .24 .27 .30 .32

5530.00
SOCKET SET 1/2" TORX®

16 pieces

Contents:
- Sockets protruding TORX® E10E11E12E14E16E18E20E22E24
- Screwdriver bit sockets recessed TORX® T30 T40 T45 T50 T55 T60 T70
- TORX® = reg. trademark of Acument Intellectual Properties, LLC. USA



Code	No.	kg
1852035	5530.00	1.690

	Contents
	**5300** .10 .11 .12 .14 .16 .18 .20 .22 .24

	Contents
	**5303** .30 .40 .45 .50 .55 .60 .70

5540.00
IMPACT SOCKET SET 1/2"

12 pieces

Contents:
- Impact sockets hexagon 10 11 12 13 14 15 16 17 19 21 22 24 mm



Code	No.	kg
1852051	5540.00	1.598

	Contents
	**5400** .10 .11 .12 .13 .14 .15 .16 .17 .19 .21 .22 .24

5575.00
IMPACT SOCKET SET 1/2"

3 pieces

- Plastic sleeves protect sensitive surfaces, e.g. light-alloy rims, chromed-plates parts, etc.
- For controlled tightening of wheel nuts on light-alloy rims
- Different colours for quick access to the required size
- Length: 85 mm

Contents:
- Impact sockets 17 19 21 mm



Code	No.	kg
1854178	5575.00	0.830

Contents	
	**5575** .17 .19 .21

5199.0010
EXTRACTOR SET 1/2"

10 pieces

- For removing screws and nuts with damaged head

Contents:
- Special socket 1/2" 1/2" 10 11 12 13 14 15 16 17 19 mm
- Punch
- from chrome-molybdenum steel





Code	No.	kg
2950316	5199.0010	0.720

3/4" square drive

8100.00
SOCKET SET 3/4"

14 pieces

Contents:
- Reversible ratchet with lever change 3/4"
- sockets hexagon 22 24 27 30 32 36 38 41 46 50 mm

Accessories:
- Extensions 200 mm, 400 mm
- sliding T-handle



Code	No.	kg
1683268	8100.00	14.2

	Contents
	**8100** .22 .24 .27 .30 .32 .36 .38 .41 .46 .50
	8150 .20 .40

	Contents
	8140 .00
	8170 .00

TORQUE WRENCHES

Timing is what counts: carolus torque wrenches help you get the right tension. The selection depends solely on you. The product range stands for reliable quality in every situation.



Torque Wrenches

4900 - 8900
TORQUE WRENCH

5 - 550 N·m

¼" ⅜" ½" ¾"
+/- 3%

Use:
- Controlled screw tightening from 5 to 550 N·m
- For use in all areas of industrial manufacturing

Features:
- Adjustable torque wrench with square drive and integrated ratchet-head function
- For controlled bi-directional tightening
- Actuation accuracy: +/- 3 % tolerance of the scale set torque
- Dual scale N·m and lbf·ft

Scope of delivery:
- Torque wrench with test certificate acc. to DIN EN ISO 6789
- Operating instructions



Code	No.	Execution	■ "	N·m		mm	kg
2648350	4900.025	with mushroom head	1/4	5-25	0,1 N·m	285	0.515
2648369	6900.070	with mushroom head	3/8	14-70	0,2 N·m	350	1.058
2648377	5900.100	with mushroom head	1/2	20-100	0,5 N·m	395	1.176
2648393	5900.200	with mushroom head	1/2	40-200	1,0 N·m	485	1.350
2648407	5900.300	with mushroom head	1/2	60-300	1,0 N·m	575	1.541
2648415	8900.400	with push through square	3/4	80-400	1,0 N·m	685	2.390
2648423	8900.550	with push through square	3/4	110-550	1,0 N·m	955	4.184

Accessories

4901 - 8901
MUSHROOM HEAD / COUPLER

¼" ⅜" ½" ¾"

- Black PPN plastic
- Can also be used as a replacement for push-through square



Code	No.	■ "	kg
2655098	4901.025	1/4	0.021
2655101	6901.070	3/8	0.022
2655128	5901.000	1/2	0.060
2655136	8901.000	3/4	0.133

SCREWDIVERS

Reliable assistants for every event: screwdrivers from carolus. You have a choice: whether Philips or slot screwdriver, short or long blade - our screwdrivers and the corresponding bits are made of sturdy material and do not let you down!



Screwdrivers

3600
SCREWDRIVER
SLOTTED



- Blade from alloy steel in high SVCM quality
- Surface chrome-plated with black tip
- With 2-component handle
- Hard component from PP, non-slip soft component from TPV

Code	No.	mm	mm	mm	mm	kg
2251256	3600.030	3.0	0.5	75	145	0.030
2251264	3600.040	4.0	0.8	100	170	0.040
2251272	3600.055	5.5	1.0	100	210	0.080
2251280	3600.065	6.5	1.2	150	260	0.110
2251299	3600.080	8.0	1.2	150	270	0.160
2251302	3600.100	10.0	1.6	200	320	0.220

3620
SCREWDRIVER
SLOTTED, short pattern "STUBBY"

- Blade from alloy steel in high SVCM quality
- Surface chrome-plated with black tip
- With 2-component handle
- Hard component from PP, non-slip soft component from TPV



Code	No.	mm	mm	mm	mm	kg
2251353	3620.040	4.0	0.8	38	63	0.050
2251361	3620.065	6.5	1.2	38	63	0.050

3630
SCREWDRIVER
PH



- Blade from alloy steel in high SVCM quality
- Surface chrome-plated with black tip
- With 2-component handle
- Hard component from PP, non-slip soft component from TPV

Code	No.	PH	mm	mm	kg
2251396	3630.000	0	75	145	0.040
2251426	3630.010	1	100	210	0.070
2251434	3630.020	2	100	210	0.100
2251442	3630.030	3	150	270	0.100

3640
SCREWDRIVER
PZ

- Blade from alloy steel in high SVCM quality
- Surface chrome-plated with black tip
- With 2-component handle
- Hard component from PP, non-slip soft component from TPV



Code	No.	PZ	mm	mm	kg
2251450	3640.000	0	75	145	0.030
2251469	3640.010	1	100	210	0.080
2251477	3640.020	2	100	210	0.100
2251485	3640.030	3	150	270	0.160

3650
SCREWDRIVER
PH, short pattern "STUBBY"

- Blade from alloy steel in high SVCM quality
- Surface chrome-plated with black tip
- With 2-component handle
- Hard component from PP, non-slip soft component from TPV



Code	No.	PH	mm	mm	kg
2251493	3650.010	1	38	63	0.050
2251507	3650.020	2	38	63	0.050

3660
SCREWDRIVER
PZ, short pattern "STUBBY"

- Blade from alloy steel in high SVCM quality
- Surface chrome-plated with black tip
- With 2-component handle
- Hard component from PP, non-slip soft component from TPV



Code	No.	PZ	mm	mm	kg
2251515	3660.010	1	38	63	0.060
2251523	3660.020	2	38	63	0.060

3690
SCREWDRIVER
TORX®



- Blade from alloy steel in high SVCM quality
- Surface chrome-plated with black tip
- With 2-component handle
- Hard component from PP, non-slip soft component from TPV
- TORX® = reg. trademark of Acument Intellectual Properties, LLC. USA

Code	No.		mm	mm	kg
2251531	3690.060	T6	75	145	0.030
2251558	3690.070	T7	75	145	0.030
2251566	3690.080	T8	75	145	0.030
2251574	3690.090	T9	75	145	0.040
2251582	3690.100	T10	100	210	0.070
2251590	3690.150	T15	100	210	0.070
2251604	3690.200	T20	100	210	0.070
2251612	3690.250	T25	100	210	0.100
2251620	3690.270	T27	100	210	0.100
2251639	3690.300	T30	100	210	0.100
2251647	3690.400	T40	100	210	0.110

3603.000
SCREWDRIVER SET
6 pieces



- Blade from alloy steel in high SVCM quality
- Surface chrome-plated with black tip
- With 2-component handle
- Hard component from PP, non-slip soft component from TPV

Contents:
- slotted screwdriver 3 5.5 6.5 mm
- cross-head screwdriver PH 0 1 2

Code	No.	kg
2251671	3603.000	0.435

3604.000
SCREWDRIVER SET
6 pieces



- Blade from alloy steel in high SVCM quality
- Surface chrome-plated with black tip
- With 2-component handle
- Hard component from PP, non-slip soft component from TPV

Contents:
- slotted screwdriver 3 5.5 6.5 mm
- cross-head screwdriver Pozi PZ 0 1 2

Code	No.	kg
2251698	3604.000	0.435

3690.000
SCREWDRIVER SET
6 pieces



- Blade from alloy steel in high SVCM quality
- Surface chrome-plated with black tip
- With 2-component handle
- Hard component from PP, non-slip soft component from TPV

Contents:
- TORX® screwdriver T10 T15 T20 T25 T30 T40
- TORX® = reg. trademark of Acument Intellectual Properties, LLC. USA

Code	No.	kg
2251701	3690.000	0.550

3637.000
SCREWDRIVER SET XXL
12 pieces



- Blade from alloy steel in high SVCM quality
- Surface chrome-plated with black tip
- With 2-component handle
- Hard component from PP, non-slip soft component from TPV

Contents:
- slotted screwdriver 3 4 5.5 6.5 8 mm
- cross-head screwdriver PH 1 2
- cross-head screwdriver Pozi PZ 1 2
- VDE slotted screwdriver 2.5 mm
- VDE cross-head screwdriver PH 1
- Voltage tester 2 mm

Code	No.	kg
2254301	3637.000	0.927

3810
SCREWDRIVER
in-hex



- With 2-component handle
- Blade from bit steel, matt chrome-plated

Code	No.	mm	L_1	L_2	kg
2250942	3810.025	2,5	100	52	0.050
2250950	3810.030	3	100	52	0.044
2250969	3810.040	4	150	52	0.063
2250977	3810.050	5	150	65	0.080
2250985	3810.060	6	150	65	0.108
2250993	3810.080	8	200	75	0.217
2251019	3810.100	10	200	80	0.280

3810.600
SCREWDRIVER SET

6 pieces

› With 2-component handle
› Blade from bit steel, matt chrome-plated

Contents:
› Hexagon screwdriver 2.5 3 4 5 6 8 mm



Code	No.	kg
2254417	3810.600	0.731

3710
VOLTAGE TESTER

› Max. 250 Volt



Code	No.	mm	mm	kg
1695584	3710.03	3.0	135	0.028

3711
VOLTAGE TESTER

› Max. 250 Volt



Code	No.	mm	mm	kg
2254328	3711.030	3.0	135	0.030

3720
HEXAGON SOCKET KEY
in-hex



Code	No.	mm	L_1	L_2	kg
1671359	3720.02	2	50	16	0.002
1671391	3720.25	2,5	56	18	0.003
1671448	3720.03	3	63	20	0.004
1671685	3720.04	4	70	25	0.010
1671693	3720.05	5	80	28	0.018
1671707	3720.06	6	90	32	0.030
1671715	3720.07	7	95	34	0.042
1671723	3720.08	8	100	36	0.058
1670832	3720.10	10	105	40	0.102

3730
HEXAGON SOCKET KEY
with ball end, in-hex



Code	No.	mm	L_1	L_2	kg
1695614	3730.02	2	100	16	0.002
1695703	3730.25	2,5	112	18	0.006
1695630	3730.03	3	126	20	0.008
1695649	3730.04	4	140	25	0.020
1695657	3730.05	5	160	28	0.030
1695665	3730.06	6	180	32	0.050
1695673	3730.08	8	200	36	0.098
1695681	3730.10	10	224	40	0.170

3740
HEXAGON SOCKET KEY
TORX®



› TORX® = reg. trademark of Acument Intellectual Properties, LLC. USA

Code	No.		L_1	L_2	kg
1695746	3740.07	T7	80	16	0.003
1695770	3740.08	T8	80	16	0.003
1695797	3740.09	T9	83	16	0.003
1695819	3740.10	T10	86	17	0.004
1695827	3740.15	T15	90	18	0.006
1695835	3740.20	T20	95	19	0.008
1695843	3740.25	T25	100	20	0.010
1695851	3740.27	T27	105	21	0.016
1695886	3740.30	T30	114	24	0.020
1695894	3740.40	T40	124	26	0.030

3720.00
HEXAGON SOCKET KEY SET
8 pieces

- In plastic holder
- For in-hex screws

Contents:

- 2 2.5 3 4 5 6 8 10 mm



Code	No.	kg
1671324	3720.00	0.240

3730.00
HEXAGON SOCKET KEY SET
9 pieces

- In plastic holder
- With ball end
- For in-hex screws

Contents:

- 1.5 2 2.5 3 4 5 6 8 10 mm



Code	No.	kg
1695592	3730.00	0.404

3740.00
HEXAGON SOCKET KEY SET
7 pieces

- In plastic holder
- For recessed TORX® head screws

Contents:

- T10 T15 T20 T25 T27 T30 T40
- TORX® = reg. trademark of Acument Intellectual Properties, LLC. USA



Code	No.	kg
1695711	3740.00	0.112

3800.000
EXTENDABLE SHANK SCREWDRIVER 13IN1

- The all-rounder: 13 screwdriver profiles stored in one tool
- Screwdriver handle with integrated ratchet function, reversible
- Telescopic blade recessed 1/4“ bit drive, adjustable from 55 to 125 mm
- Bit depot contains 13 bits 1/4":
- slotted 4 4.5 5.5 mm
- cross-head PH 1 PH 2 PH 3
- cross-head Pozi PZ 1 PZ 2
- TORX® T10 T15 T20 T25
- hexagon 4 mm
- Compilation of the most used bits for slotted, cross-head, pozidrive and TORX® screws, as well as the hexagon bit 4 mm, e.g. for the assembly of Swedish furniture kits
- TORX® = reg. trademark of Acument Intellectual Properties, LLC. USA



Code	No.	kg
2251663	3800.000	0.280

3801.000
RATCHET SCREWDRIVER 1/4" WITH TELESCOPIC BLADE

- Screwdriver handle with comfort functions
- Telescopic blade infinitely adjustable
- Reversible clockwise/anticlockwise ratchet function
- Central position ratchet lock
- 2-component handle
- Internal hexagon mounting with holding magnet for bits



Code	No.	"	⬡	mm	mm	kg
2978113	3801.000	1/4	6.3	0-100	183-287	0.223

3802.000
RATCHET SCREWDRIVER 1/4" WITH INTERCHANGEABLE SHAFT

- Screwdriver handle with additional change function
- The bit locking sleeve is attached with the same diameter at the adapter
- Additional safety: The unlocking mechanism is behind the bit mounting
- The slender design allows deep-seated screws to be reached
- Reversible clockwise/anticlockwise ratchet function
- Central position ratchet lock
- 2-component handle
- Internal hexagon mounting with bit fixing and holding magnet
- For machine drive



Code	No.	mm	kg
2978121	3802.000	135	0.223

4125.00
BIT SCREWDRIVER 1/4"

- 2-component handle
- Hex recess drive for bits 1/4"
- With powerful magnetic holder



Code	No.	⬡ "	mm	mm	kg
2255928	4125.00	1/4	100	210	0.110

4080.40
MINIMUS® SET ESSENTIAL

Contents:
- Handle Minimus® 1/4" 4002.42
- Hexagonal shaft with recessed 1/4" bit drive 4002.40
- Adaptor 1/4" 7080.50
- Adaptor 1/4" with magnet 7055.00



Code	No.	⬡ "	⬢ "	■ "	kg
2252422	4080.40	1/4	1/4	1/4	0.112

Bits 1/4" drive

Bit Boxes

3000.01
BIT BOX 1/4"

31 pieces

- Box with clear cover
- Bits: Hardness: 60 HRC +/- 2, torque: 18.4 N·m

Contents:

- in-hex 3 4 5
- slotted 0.6x4.5 1.0x5.5 1.2x6.5
- 2 pieces each:
- Phillips PH 1 2 3
- Pozidriv PZ 1 2 3
- TORX® T10 T15 T20 T25 T30 T40
- Quick change adaptor for 1/4" bits C 6.3 with magnet



Code	No.	kg
2251159	3000.01	0.250

3000.02
BIT BOX 1/4" BICOLOR

31 pieces

- Box with clear cover
- Bits, two-color: Hardness: 60 HRC +/-2, torque: 18.4 N·m

Contents:

- in-hex 3 4 5
- slotted 0.6x4.5 1.0x5.5 1.2x6.5
- 2 pieces each:
- Phillips PH 1 2 3
- Pozidriv PZ 1 2 3
- TORX® T10 T15 T20 T25 T30 T40
- Quick change adaptor with magnet



Code	No.	kg
2251175	3000.02	0.251

Bits and accessories

3401
VALUE PACKS - SCREWDRIVER BITS 1/4" PH

- Hexagon drive as per DIN 3126 - C 6.3
- 10-piece value packs
- Quantity price



Code	No.	Contents	kg
2254522	3401.01	10x PH 1	0.050
2254549	3401.02	10x PH 2	0.050
2254565	3401.03	10x PH 3	0.050

3501
VALUE PACKS - SCREWDRIVER BITS 1/4" PZ

- Hexagon drive as per DIN 3126 - C 6.3
- 10-piece value packs
- Quantity price



Code	No.	Contents	kg
2254468	3501.01	10x PZ 1	0.050
2254484	3501.02	10x PZ 2	0.050
2254506	3501.03	10x PZ 3	0.050

3101
VALUE PACKS - SCREWDRIVER BITS 1/4" TORX®

- Hexagon drive as per DIN 3126 - C 6.3
- 10-piece value packs
- Quantity price
- TORX® = reg. trademark of Acument Intellectual Properties, LLC. USA



Code	No.	Contents	M	mm	kg
2254654	3101.06	10x T6	M2	1,70	0.050
2254670	3101.07	10x T7	M2,5	1,99	0.050
2254697	3101.08	10x T8	M2,5	2,31	0.040
2254719	3101.09	10x T9	M3	2,50	0.050
2254735	3101.10	10x T10	M3 - M3,5	2,74	0.050
2254751	3101.15	10x T15	M3,5 - M4	3,27	0.050

Code	No.	Contents	M	mm	kg
2254786	3101.20	10x T20	M4 - M5	3,86	0.050
2254808	3101.25	10x T25	M4,5 - M5	4,43	0.050
2254824	3101.27	10x T27	M4,5 - M6	4,99	0.050
2254840	3101.30	10x T30	M6 - M7	5,52	0.050
2254867	3101.40	10x T40	M7 - M8	6,65	0.050

3151
VALUE PACKS - SCREWDRIVER BITS 1/4" TORX® WITH HOLE

- Hexagon drive as per DIN 3126 - C 6.3
- 10-piece value packs
- Quantity price
- TORX® = reg. trademark of Acument Intellectual Properties, LLC. USA



Code	No.	Contents	M	mm	kg
2254883	3151.10	10x TXB10	M3 - M3,5	2,74	0.050
2254891	3151.15	10x TXB15	M3,5 - M4	3,27	0.050
2254905	3151.20	10x TXB20	M4 - M5	3,86	0.050
2254913	3151.25	10x TXB25	M4,5 - M5	4,43	0.060
2254921	3151.27	10x TXB27	M4,5 - M6	4,99	0.060
2254948	3151.30	10x TXB30	M6 - M7	5,52	0.050
2254956	3151.40	10x TXB40	M7 - M8	6,65	0.050

3201
VALUE PACKS - SCREWDRIVER BITS 1/4" SLOTTED

- Hexagon drive as per DIN 3126 - C 6.3
- 10-piece value packs
- Quantity price



Code	No.	Contents	kg
2254581	3201.30	10x 3 mm	0.050
2254603	3201.45	10x 4,5 mm	0.050
2254611	3201.55	10x 5,5 mm	0.050
2254638	3201.65	10x 6,5 mm	0.060
2254646	3201.80	10x 8 mm	0.080

3301
VALUE PACKS - SCREWDRIVER BITS 1/4" IN-HEX

- Hexagon drive as per DIN 3126 - C 6.3
- 10-piece value packs
- Quantity price



Code	No.	Contents	kg
2254964	3301.02	10x 2 mm	0.050
2254972	3301.03	10x 3 mm	0.050
2254980	3301.04	10x 4 mm	0.050
2254999	3301.05	10x 5 mm	0.080
2255006	3301.06	10x 6 mm	0.050
2255014	3301.08	10x 8 mm	0.050

Bits 5/16" drive

Bit Sets

6460.10
BIT SET 5/16"

15 pieces

Screwdriver bits:
› in-hex 50 mm long: 4 5 6 7 8 10 12 14 mm
› in-hex 100 mm long: 5 6 7 8 10 mm
Adaptors for ratchet use:
› 3/8" sq. dr. x 5/16" hex dr.
› 1/2" sq. dr. x 5/16" hex dr.



Code	No.	kg
1518364	6460.10	0.960

6460.20
BIT SET 5/16"

13 pieces

Screwdriver bits:
› TORX® 50 mm long: T20 T25 T27 T30 T40 T45 T50 T55
› TORX® 100 mm long: T40 T45 T55
Adaptors for ratchet use:
› 3/8" sq. dr. x 5/16" hex dr.
› 1/2" sq. dr. x 5/16" hex dr.
› TORX® = reg. trademark of Acument Intellectual Properties, LLC. USA



Code	No.	kg
1518372	6460.20	0.842

6460.21
BIT SET 5/16"

13 pieces

Screwdriver bits:
- TORX® with hole, 50 mm long: TXB20 TXB25 TXB27 TXB30 TXB40 TXB45 TXB50 TXB55
- TORX® 100 mm long: T40 T45 T55

Adaptors for traditional ratchet use:
- 3/8" sq. dr. x 5/16" hex dr.
- 1/2" sq. dr. x 5/16" hex dr.
- TORX® = reg. trademark of Acument Intellectual Properties, LLC. USA



Code	No.	kg
1518380	6460.21	0.836

6460.40
BIT SET 5/16"

11 pieces

Screwdriver bits:
- Multi-point XZN 50 mm long: 5 6 8 10 12 mm
- Multi-point XZN 100 mm long: 6 8 10 12 mm

Adaptors for ratchet use:
- 3/8" sq. dr. x 5/16" hex dr.
- 1/2" sq. dr. x 5/16" hex dr.



Code	No.	kg
1518402	6460.40	0.856

Bits and accessories

6095
SCREWDRIVER BIT 5/16"
TORX®

- Supplied in a double pack
- 5/16" bits - strong and rugged for everyday industrial
- TORX® = reg. trademark of Acument Intellectual Properties, LLC. USA



Code	No.		M	mm	kg
1517465	6095.20	2x T20	M4 - M5	50	0.020
1517473	6095.25	2x T25	M4,5 - M5	50	0.021
1517481	6095.27	2x T27	M4,5 - M6	50	0.022
1517503	6095.30	2x T30	M6 - M7	50	0.022
1517511	6095.40	2x T40	M7 - M8	50	0.022

Code	No.		M	mm	kg
1517538	6095.45	2x T45	M8 - M10	50	0.040
1517546	6095.50	2x T50	M10	50	0.040
1517554	6095.55	2x T55	M12	50	0.068
1517562	6095.60	2x T60	M14	50	0.084

6098
SCREWDRIVER BIT 5/16"
TORX®, extra long

- Supplied in a double pack
- 5/16" bits - strong and rugged for everyday industrial
- TORX® = reg. trademark of Acument Intellectual Properties, LLC. USA



Code	No.		M	mm	kg
1517678	6098.40	2x T40	M7 - M8	100	0.080
1517686	6098.45	2x T45	M8 - M10	100	0.080
1517694	6098.55	2x T55	M12	100	0.152

6096
SCREWDRIVER BIT 5/16"
TORX® with hole

- Supplied in a double pack
- 5/16" bits - strong and rugged for everyday industrial
- TORX® = reg. trademark of Acument Intellectual Properties, LLC. USA



Code	No.			M	mm	kg
1517570	6096.20	2x TXB20	TXB20	M4 - M5	50	0.032
1517589	6096.25	2x TXB25	TXB25	M4,5 - M5	50	0.036
1517597	6096.27	2x TXB27	TXB27	M4,5 - M6	50	0.036
1517600	6096.30	2x TXB30	TXB30	M6 - M7	50	0.036
1517619	6096.40	2x TXB40	TXB40	M7 - M8	50	0.036
1517627	6096.45	2x TXB45	TXB45	M8 - M10	50	0.040
1517635	6096.50	2x TXB50	TXB50	M10	50	0.040
1517643	6096.55	2x TXB55	TXB55	M12	50	0.064
1517651	6096.60	2x TXB60	TXB60	M14	50	0.080

6035
SCREWDRIVER BIT 5/16"
in-hex

› Supplied in a double pack
› 5/16" bits - strong and rugged for everyday industrial



Code	No.	mm	mm	kg
1517031	6035.04	2x 4 mm	50	0.036
1517058	6035.05	2x 5 mm	50	0.036
1517066	6035.06	2x 6 mm	50	0.036
1517074	6035.07	2x 7 mm	50	0.040
1517082	6035.08	2x 8 mm	50	0.040
1517090	6035.10	2x 10 mm	50	0.060
1517104	6035.12	2x 12 mm	50	0.076
1517112	6035.14	2x 14 mm	50	0.100

6038
SCREWDRIVER BIT 5/16"
in-hex, extra long

› Supplied in a double pack
› 5/16" bits - strong and rugged for everyday industrial



Code	No.	mm	mm	kg
1517120	6038.04	2x 4 mm	100	0.076
1517139	6038.05	2x 5 mm	100	0.076
1517147	6038.06	2x 6 mm	100	0.080
1517155	6038.07	2x 7 mm	100	0.080
1517163	6038.08	2x 8 mm	100	0.084
1517171	6038.10	2x 10 mm	100	0.124

6055
SCREWDRIVER BIT 5/16"
in-hex, with ball end

› Supplied in a double pack
› 5/16" bits - strong and rugged for everyday industrial



Code	No.	mm	mm	kg
1517295	6055.04	2x 4 mm	50	0.032
1517309	6055.05	2x 5 mm	50	0.036
1517317	6055.06	2x 6 mm	50	0.036
1517325	6055.07	2x 7 mm	50	0.040
1517333	6055.08	2x 8 mm	50	0.040
1517341	6055.10	2x 10 mm	50	0.052

6045
SCREWDRIVER BIT 5/16"
XZN

- For multi-point screws
- Supplied in a double pack
- 5/16" bits - strong and rugged for everyday industrial



Code	No.	mm	M	mm	kg
1517198	6045.05	2x 5 mm	M5	50	0.036
1517201	6045.06	2x 6 mm	M6	50	0.036
1517228	6045.08	2x 8 mm	M8	50	0.040
1517236	6045.10	2x 10 mm	M10	50	0.052
1517244	6045.12	2x 12 mm	M12	50	0.068

6048
SCREWDRIVER BIT 5/16"
XZN, extra long

- Supplied in a double pack
- 5/16" bits - strong and rugged for everyday industrial



Code	No.	mm	M	mm	kg
1517252	6048.06	2x 6 mm	M6	100	0.076
1517260	6048.08	2x 8 mm	M8	100	0.080
1517279	6048.10	2x 10 mm	M10	100	0.120
1517287	6048.12	2x 12 mm	M12	100	0.148

6070.50
ADAPTOR 5/16" X 1/2"

- Hexagon drive 5/16"
- Square drive 1/2"
- Turns a bit-ratchet 5/16" into a ratchet with 1/2" square



Code	No.	■ "	⬢ "	kg
1517422	6070.50	1/2	5/16	0.030

6070.00
ADAPTOR 5/16" X 3/8"

- Hexagon drive 5/16"
- Square drive 3/8"
- Turns a bit-ratchet 5/16" into a ratchet with 3/8" square



Code	No.	■ "	⬣ "	kg
1517392	6070.00	3/8	5/16	0.018

6015.13
BIT ADAPTOR 5/16" X 13 MM
with magnet

- Hexagon drive 13 mm
- Square drive 5/16"
- All tools with size 13 mm can be used to drive 5/16" sockets etc.



Code	No.	⬡ "	⬣	kg
1597140	6015.13	5/16	13	0.032

6070.40
ADAPTOR 5/16"
with magnet

- With hexagon and female hexagon
- With magnetic holder



Code	No.	⬣ "	⬡ "	kg
1517414	6070.40	5/16	5/16	0.052

5160.00
BIT ADAPTOR 1/2" X 5/16"

› With female hexagon and female square
› Suitable for all bits and tools with 5/16“ male hexagon



Code	No.	□"	⬡"	kg
1516655	5160.00	1/2	5/16	0.056

6070.10
BIT ADAPTOR 3/8" X 5/16"

› With female hexagon and female square
› Suitable for all bits and tools with 5/16“ male hexagon



Code	No.	□"	⬡"	kg
1517406	6070.10	3/8	5/16	0.030

3600.00
(DE)MAGNETIZER

› Magnetizes screwdrivers etc.
› Demagnetizes all tools which are used on electronic devices



Code	No.	kg
1797921	3600.00	0.082

PLIERS

carolus pliers, too, impress with their optimum price-performance ratio and are the smart choice for any application area. Longevity is the keyword here, and with professional use carolus pliers keep their promise.



Pliers

2830
COMBINATION PLIERS

- Handles from chrome-vanadium steel
- Versatile grip faces for round and flat workpieces
- Long cutting edge for cutting thick cable and wire
- 2-component-handles
- Polished finish



Code	No.	mm	kg
2247704	2830.160	160	0.220
2247720	2830.180	180	0.240
2247739	2830.200	200	0.305

2840
HEAVY-DUTY SIDE CUTTER

- Handles from chrome-vanadium steel
- High cutting performance with low force
- To cut all wire types including piano wire
- Durable quality, cutting edge hardness higher than 60 HRC
- 2-component-handles
- Polished finish



Code	No.	mm	kg
2247798	2840.180	180	0.230
2247801	2840.200	200	0.320

2845
SIDE CUTTER

- Handles from chrome-vanadium steel
- For hard and soft wire
- 2-component-handles
- Polished finish



Code	No.	mm	kg
2247763	2845.160	160	0.191

2850
TELEPHONE PLIERS
straight pattern

- Handles from chrome-vanadium steel
- Combined pliers with long, flat-round jaws
- Versatile grip faces for flat and round workpieces
- With cutting edge for soft and hard wire and cable
- 2-component-handles
- Polished finish



Code	No.	⟷ mm ⟷	kg
2247828	2850.160	160	0.150
2247836	2850.200	200	0.200

2851
TELEPHONE PLIERS
angled pattern

- Handles from chrome-vanadium steel
- Combined pliers with angled, flat-round jaws
- Versatile grip faces for flat and round workpieces
- With cutting edge for soft and hard wire and cable
- 2-component-handles





Code	No.	⟷ mm ⟷	kg
2247844	2851.200	200	0.220

2860
CIRCLIP PLIERS FOR EXTERNAL RETAINING RINGS
straight pattern

- Acc. to DIN 5254 Form A
- Straight nose
- Type A2 for retaining rings as per DIN 471, with diam. 19-60 mm
- Polished head with black tips
- Handles dip-insulated



Code	No.	kg
2247852	2860.19	0.180

2861
CIRCLIP PLIERS FOR EXTERNAL RETAINING RINGS
angled pattern

- Acc. to DIN 5254 Form B
- 90 ° angled nose
- Type B2 for retaining rings as per DIN 471, with diam. 19-60 mm
- Polished head with black tips
- Handles dip-insulated



Code	No.	kg
2247860	2861.19	0.160

2870
CIRCLIP PLIERS FOR INTERNAL RETAINING RINGS
straight pattern

- Acc. to DIN 5254 Form C
- Straight nose
- Type C2 for retaining rings as per DIN 472, with diam. 19-60 mm
- Polished head with black tips
- Handles dip-insulated



Code	No.	kg
2247879	2870.19	0.150

2871
CIRCLIP PLIERS FOR INTERNAL RETAINING RINGS
angled pattern

- Acc. to DIN 5254 Form D
- 90 ° angled nose
- Type D2 for retaining rings as per DIN 472, with diam. 19-60 mm
- Polished head with black tips
- Handles dip-insulated



Code	No.	kg
2247887	2871.19	0.150

2890
PINCER

- For heavy duty use
- Black with polished head
- Handles dip-insulated



Code	No.	mm	kg
2248093	2890.180	180	0.285

2800.200
PLIERS SET
2 pieces

Contents:
- Combination pliers 180 mm
- Heavy-duty side cutter 180 mm



2830.180 / 2840.180

Code	No.	mm	kg
2254352	2800.200	180	0.480

2800.300
PLIERS SET
3 pieces

Contents:
- Combination pliers 180 mm
- Side cutter 160 mm
- Telephone pliers 200 mm



2830.180 / 2845.160 / 2850.200

Code	No.	kg
2254360	2800.300	0.711

2800.400
PLIERS SET

4 pieces

Contents:
- Circlip pliers for external retaining rings straight / angled pattern
- Circlip pliers for internal retaining rings straight / angled pattern
- Acc. to DIN 5254 Form A - B - C - D
- For retaining rings as per DIN 471
- For retaining rings as per DIN 472
- Diameter 19-60 mm



2860.19 / 2861.19 / 2870.19 / 2871.19

Code	No.	kg
2254379	2800.400	0.680

2880
BOLT CUTTER

- Nails, wires, bolts, etc.
- Adjustable
- Optimum lever action for easy working
- Ergonomic handles
- Hardened jaws



Code	No.	"inch"	max. ● mm	kg
2873036	2880.450	18	8,0	1.4
2873044	2880.600	24	9,5	2.5
2873052	2880.750	30	12,7	3.9
2873060	2880.900	36	14,5	5.9

Pipe wrenches

2175
PIPE WRENCH
Swedish pattern

- Heavy-duty pattern
- Head angled 85 °
- Teeth offset against direction of rotation
- Roller secured against loss



Code	No.	"inch"	mm	kg
1892118	2175.10	1	320	0.780
1892126	2175.15	1.1/2	420	1.356
1892134	2175.20	2	555	2.550
1892142	2175.30	3	635	3.100

2176
ELBOW PIPE WRENCH
STANDARD

- For working in confined spaces
- Teeth offset against direction of rotation
- Roller secured against loss
- Head ground



Code	No.	"inch"	mm	kg
1892150	2176.05	1/2	230	0.400
1892169	2176.10	1	320	0.780
1892177	2176.15	1.1/2	415	1.370
1892185	2176.20	2	535	2.330
1892193	2176.30	3	665	4.370

2179
ELBOW PIPE WRENCH
S-pattern

- For working in confined spaces
- Teeth offset against direction of rotation
- Roller secured against loss



Code	No.	"inch"	mm	kg
1892207	2179.05	1/2	230	0.400
1892215	2179.10	1	325	0.800
1892223	2179.15	1.1/2	420	1.460
1892231	2179.20	2	535	2.500
1892258	2179.30	3	640	4.220

2815
WATER PUMP PLIERS

with automatic single-hand adjustment

- Ideal for use in confined spaces
- Narrow head, long jaws
- Time saving due to self-adjustment to the screw connection
- Fast - easy - safe



Code	No.	⟷ "inch ⟷	⟷ mm ⟷	kg
2247895	2815.07	7	170	0.180
2247909	2815.10	10	250	0.374
2247917	2815.12	12	300	0.600

2010
WATER PUMP PLIERS

7 settings

- Chrome-vanadium steel
- With box joint



Code	No.	⟷ "inch ⟷	⟷ mm ⟷	kg
1919482	2010.07	7	170	0.160
1680854	2010.10	10	250	0.300
1919490	2010.12	12	300	0.406

Locking pliers

2820
CURVED JAW LOCKING PLIERS

- For clamping and gripping of profile sections, round and flat stock
- With adjusting screw and release lever
- Surface chrome-plated



Code	No.	mm	"inch	mm	kg
2247925	2820.07	35	7	185	0.375
2247941	2820.10	40	10	225	0.545
2247968	2820.12	60	12	295	0.910

2820.300
LOCKING PLIERS SET

3 pieces

Contents:
- Curved jaw locking pliers 7" 10" 12"



Code	No.	kg
2254409	2820.300	1.950

2822
LONG NOSE LOCKING PLIER

- For gripping and tightening in barely accessible places
- For clamping and gripping of profile sections, round and flat stock
- With adjusting screw and release lever
- Surface chrome-plated



Code	No.	mm	mm	kg
2247976	2822.065	50	175	0.175
2247984	2822.09	70	215	0.380

2824
EUROPEAN TYPE CURVED JAW LOCKING PLIER

- For clamping and gripping profiled, round and flat-section material
- Will also grip adjacent profiled or flat material
- Also suitable for profiles up to 25 mm wide
- With adjusting screw and release lever
- Surface chrome-plated



Code	No.	mm	⟷ mm	kg
2247992	2824.10	50	266	0.790

2826
G-CLAMP LOCKING PLIER

- Clever jaw design allows high force to be applied to profiles, U-channel and other angles
- Grips wide, bulky workpieces and profiles
- With adjusting screw and release lever
- Rotating jaws
- Surface chrome-plated



Code	No.	mm	⟷ mm	kg
2248018	2826.06	50	195	0.265
2248026	2826.09	80	245	0.580
2248034	2826.11	100	290	0.820

VICES

No wobbling, no slipping: Our clamping tools allow you to work safely. We have the right jaw width for your application. Precise clamping is guaranteed!



7905.125
BENCH VICE
fixed

- Jaw width 125 mm
- Clamping reach 125 mm
- Precise guidance
- With anvil
- Max. clamping force 25 KN





Code	No.	mm	mm	kg
2661055	7905.125	125	125	19.0

7905.150
BENCH VICE
swivel

- Jaw width 150 mm
- Clamping reach 125 mm, chuck for pipes with 13.5 - 56 mm Ø
- Precise guidance
- With anvil
- Max. clamping force 25 KN





Code	No.	mm	mm	kg
2661071	7905.150	150	125	14.0

STRIKING TOOLS

Our impact tools are GS-safety tested and deliver top quality: So you are guaranteed to hit the nail on the head.



Hammers

9200
ENGINEERS' HAMMER

- With ash handle DIN 1041
- Hammer head forged, black varnished, striking face and pein polished



Code	No.	g	mm	kg
1696688	9200.20	200	280	0.264
1696696	9200.30	300	300	0.432
1696718	9200.50	500	320	0.622
1696726	9200.80	800	350	0.950
1696653	9200.00	1000	360	1.164
2144018	9201.50	1500	380	1.720
2144069	9202.00	2000	400	2.200

9250
CLUB HAMMER

- With ash handle DIN 6475
- Hammer head forget, black varnished, striking faces polished



Code	No.	g	mm	kg
1696734	9250.00	1000	260	1.164
2144123	9250.12	1250	260	1.350
2144131	9250.15	1500	280	1.690
2144158	9250.20	2000	300	2.110

9260
SLEDGE HAMMER

- With ash handle
- Hammer head forget, black varnished, striking face and pein polished



Code	No.	g	mm	kg
1696742	9260.50	5000	800	5.894

9270
RUBBER MALLET
hard

- With ash handle
- DIN 5128-90
- With two flat surfaces



Code	No.	∅ mm	⊢ mm ⊣	kg
1696750	9270.02	65	340	0.610

9280
PLASTIC HAMMER

- With ash handle
- Extra tough Desmopan heads



Code	No.	∅ mm	⊢ mm ⊣	kg
1696777	9280.32	32	280	0.330

9210
ENGINEER'S BALL PEIN HAMMER

- With hickory handle
- Hardened and tempered steel to EN 10083
- Varnished, face and ball ground



Code	No.	lbs	kg
1954938	9210.25	1/4	0.176
1954946	9210.50	1/2	0.340
1954954	9210.75	3/4	0.470

Code	No.	lbs	kg
1954962	9210.00	1	0.640
1954970	9210.15	1.1/2	0.920
1954989	9210.20	2	1.060

9271
CLAW HAMMER, AMERICAN PATTERN

- Version F: With fibreglass handle and plastic grip
- Version ST: With steel tube handle and plastic grip



9271.27ST



9271.27F

Code	No.	∅ mm	oz	g	kg
2209101	9271.27F	27	20	570	0.840
2209144	9271.27ST	27	20	570	0.880

9209.75
CARPENTER'S HAMMER

- With steel tube handle and plastic grip
- With magnetic nailholder
- With secured head



Code	No.	g	mm	kg
2190095	9209.75	600	300	0.810

9209.94
BRICKLAYER'S HAMMER
Berlin pattern

- With steel tube handle and plastic grip



Code	No.	g	mm	kg
2189623	9209.94	600	270	0.890

9209.93
BUILDER'S HATCHET

- With steel tube handle and plastic grip



Code	No.	g	mm	kg
2189445	9209.93	600	300	0.890

9950
WORK GLOVES

- Optimum fit
- Grip areas for small and smooth parts
- Palms of one piece
- Breathable space between the fingers
- Adjustable wrist cuff preventing the glove from slipping
- Adhesion to smooth surfaces ensured by internal coating
- Protection of sensitive surfaces



Code	No.	Size	kg
2256940	9950.000	M	0.080
2309602	9950.100	L	0.095

Code	No.	Size	kg
2309610	9950.200	XL	0.090
2309629	9950.300	XXL	0.090

Chisels / Punches

9401.08
PROTECTIVE HAND GUARD

- Made from PVC
- Avoids injuries of the hand
- No rolling away (rectangular shape)
- Oil-resistant



Code	No.	kg
2146770	9401.08	0.140

9495
FLAT COLD CHISEL

flat oval

- Acc. to DIN 6453
- Made from chrome-vanadium steel



Code	No.	mm	mm	kg
2142783	9495.125	15	125	0.100
2142791	9495.150	18	150	0.180
2142805	9495.175	21	175	0.280

Code	No.	mm	mm	kg
2142813	9495.200	24	200	0.400
2142821	9495.250	25	250	0.500
2142848	9495.300	26	300	0.600

9496
CROSS-CUT CHISEL

flat oval

- Acc. to DIN 6451
- Made from chrome-vanadium steel



Code	No.	mm	mm	kg
2143070	9496.125	5	125	0.100
2143089	9496.150	6	150	0.163
2143097	9496.200	8	200	0.294

9401
SPLITTING CHISEL

flat

- Made from chrome-vanadium steel



Code	No.	mm	mm	kg
2143755	9401.04	26	240	0.260

9410
BRICKLAYER'S CHISEL
flat oval

› Acc. to DIN 7254 Form A
› Made from chrome-vanadium steel



Code	No.	mm	mm	kg
2143135	9410.925	26	250	0.400
2143143	9410.930	29	300	0.600
2143151	9410.935	29	350	0.702
2143178	9410.940	29	400	0.800

9410
BRICKLAYER'S CHISEL
octagonal

› Acc. to DIN 7254 Form B
› Made from chrome-vanadium steel



Code	No.	mm	mm	kg
2143518	9410.250	23	250	0.400
2143569	9410.300	23	300	0.470
2143593	9410.350	26	350	0.700
2143607	9410.400	26	400	0.791

9411
POINT CHISEL
octagonal

› Acc. to DIN 7256
› Made from chrome-vanadium steel
* not standardised



Code	No.		s	mm	kg	Code	No.	s	mm	kg
2143712	9411.250		16	250	0.380	**2143739**	9411.350	18	350	0.700
2143720	9411.300	*	16	300	0.460	**2143747**	9411.400	18	400	0.805

9412.250
ELECTRICIANS' CHISEL
square

› For mortising slots, working on masonry, cutting wood and plasterboard



Code	No.	mm	mm	kg
2256002	9412.250	8	250	0.064

9499
DRIFT PUNCH
octagonal

› Acc. to DIN 6458
› Made from chrome-vanadium steel



Code	No.	Ø	s	⟷ mm ⟷	kg
2142678	9499.101	1	10	120	0.060
2142694	9499.102	2	10	120	0.060
2142708	9499.103	3	10	120	0.060
2142767	9499.124	4	12	120	0.090
2142775	9499.125	5	12	120	0.090

9410
CENTRE PUNCH
octagonal

› Acc. to DIN 7250
› Made from chrome-vanadium steel



Code	No.	Ø	s	⟷ mm ⟷	kg
2143038	9410.010	4	10	120	0.080
2143062	9410.012	5	12	120	0.095

9411
PIN PUNCH
octagonal

› Acc. to DIN 6450
› Made from chrome-vanadium steel
* not standardised



Code	No.		Ø	s	⟷ mm ⟷	kg
2143771	9411.92		2	10	150	0.065
2143828	9411.93		3	10	150	0.065
2143836	9411.94		4	10	150	0.065
2143844	9411.95		5	10	150	0.065
2143852	9411.96		6	10	150	0.075
2143860	9411.97	*	7	12	150	0.105
2143879	9411.98		8	12	150	0.110
2143887	9411.910	*	10	12	150	0.125

Sets

9410.00
PIN PUNCH SET

6 pieces

› In metal case

Contents:

› Pin punches Ø 3 4 5 6 7 8 mm

Code	No.	kg
1696823	9410.00	0.800



9420.00
DRIFT PUNCH SET

6 pieces

› In metal case

Contents:

› Drift punches 1 2 3 5 10 mm

› Centre punch 4 mm

Code	No.	kg
1696831	9420.00	0.720



9430.00
TOOL SET

6 pieces

› In metal case

Contents:

› Flat cold chisel 125 mm 150 mm

› Cross-cut chisel 125 mm

› Drift punch 3 mm

› Centre punch 4 mm

› Pin punch 4 mm

Code	No.	kg
1696858	9430.00	0.820



9430.310
PIN PUNCH SET

6 pieces

› In metal case

Contents:

› Pin punches Ø 3 4 5 6 8 10 mm

Code	No.	kg
2143895	9430.310	0.820



MEASURING

Measuring with carolus! Precision to the millimeter, carolus gauges help you measure, calibrate, and plumb, none pose a challenge.



Spirit levels

9530
SPIRIT LEVEL

- Smooth square alloy profile
- One vertical and one horizontal spirit level
- Measurement accuracy: +/- 0.5 mm/m
- Red powder-coating
- End caps from black, impact-resistant plastic



Code	No.	mm	kg
2250330	9530.0300	300	0.170
2250349	9530.1000	1000	0.480

9531
SPIRIT LEVEL

with a movable spirit level, magnetic

- Smooth square alloy profile
- One vertical and one horizontal spirit level
- Long version also includes a third, rotating angle spirit level for measuring inclined angles
- With 2 magnets
- Measurement accuracy: +/- 0.5 mm/m
- Brushed aluminium
- End caps from black, impact-resistant plastic



Code	No.	mm	kg
2250357	9531.0300	300	0.170
2250365	9531.1000	1000	0.482

Measures

9533
WOOD SECTIONED FOLDING RULER

- With easy to read metric dual scale
- Accuracy class III
- EG-design approval for continuous mm division
- Beech wood



Code	No.	mm	kg
2236540	9533.20	2000	0.086

9534
TAPE MEASURE

- Housing from 2-component ABS
- Nylon-coated tape measure, abrasion resistant, waterproof, yellow paint finish
- cm-division in black
- Decimals highlighted in red
- Automatic tape rewind and lock
- Magnetic stop
- Accuracy class II with MID certificate







Code	No.	L m	mm	kg
2250373	9534.03	3	19	0.201
2250381	9534.05	5	19	0.265
2250403	9534.08	8	25	0.468

Gauges

9000.00
DIGITAL MEASURING CALLIPER

- With mm and inch reading
- With inside and outside jaws
- Ground tips
- In sturdy plastic case incl. spare battery



Code	No.	mm	"inch	kg
1824910	9000.00	153	6	0.340

9010.00
FEELER GAUGE SET
13 pieces

- With protective handle, folding



Code	No.		kg
1887858	9010.00	5 10 15 20 25 30 40 50 60 70 80 90 100/100	0.100

Marking

9990.000
PENCIL
package with 12 pieces

- For drawing and marking on practically all materials
- Oval shape, 175 mm long, fits in any bag



Code	No.	kg
2255421	9990.000	0.020

9746.000
CARBIDE SCRIBER WITH CLIP

- For drawing and marking on metallic and similar surfaces
- Additionally equipped with a pencil lead
- Pencil and carbide scriber in one



Code	No.	kg
2255448	9746.000	0.020



FILE CUT DRILL

Top quality processing, ergonomically designed and effective: The selection of tools is large and offers you support in the home, garden or workshop.

Knives

9100
HEAVY-DUTY UTILITY KNIFE

- Multi-Component-Grip, Aluminium handle with ABS und TPR grip
- Quick-change mechanism
- One-handed operation
- Supplied with 1 trapezoid blade and 4 spare trapezoid blades in cartridge
- Sturdy design





Code	No.	Description	kg
2250519	9100.00	Heavy-duty utility knife	0.310
2524775	9100.05	Trapezoid blades for box cutter (10 pcs)	0.040
2477416	9100.10	Hook blades for box cutter (10 pcs)	0.050

9111
UTILITY KNIFE SMALL

- Blade 9 mm wide
- Includes 5 blades



Code	No.	Description	⟷ mm ⟷	kg
1855018	9111.00	Utility knife small with 5 blades 10 mm	9	0.068
1855026	9111.11	Spare blades, 10 pieces, 10 mm wide	9	0.030

9110
UTILITY KNIFE



- With built-in sharpener
- Blade 18 mm wide
- Includes 5 blades

Code	No.	Description	mm	kg
1825038	9110.00	Utility knife with 5 blades 18 mm	18	0.160
1825046	9110.10	Spare blades, 10 pieces, 18 mm wide	18	0.088

9112
UTILITY KNIFE



- With belt clip
- Blade 25 mm wide
- Includes 5 blades

Code	No.	Description	mm	kg
1880071	9112.00	Utility knife with 5 blades 25 mm	25	0.280
1880098	9112.12	Spare blades, 10 pieces, 25 mm wide	25	0.170

9115.0000
POCKET KNIFE



- Two-handed operation knife
- Secure in pocket and on belt; cannot be accidentally opened
- Blade locking feature
- Coated blade
- With sawing function for fibrous materials e.g ropes and textiles
- Belt clip
- 2C handle, PP and TPR
- Feels good in the hand thanks to the anti-slip handle shape/structure
- Handle loop for safeguarding purposes

Code	No.			kg
2982501	9115.0000	87	210	0.154

9160.00
UNIVERSAL SCISSORS



- Suitable for cutting seals and other materials (paper, cardboard, foil, leather etc.)
- Additional small blade for thin wires and cables
- With wire stripper for 1.0, 1.5 and 2.0 mm cables
- Locking lever
- 2-component handle

Code	No.	kg
2652021	9160.00	0.190

Saws

9150.00
MULTIFUNCTIONAL SAW

- Multifunctional:
- Saw blade and bracket can be turned through 90° = saw blade parallel to the wall and floor
- Bracket can be turned through 180° = low height for use in tight spaces
- Easy to tension and adjust



Code	No.	⊢mm⊣	kg
2250497	9150.00	300	0.470

9130.000
SMALL SAW

- Aluminium
- Stable and lightweight
- Saw blade for various materials
- Easy to tension and adjust
- Spare saw blade see 9130.001



Code	No.	Description	⊢mm⊣	kg
2268124	9130.000	Small saw	150	0.220
2665204	9130.001	Saw blade	150	0.012

Files

9310 - 9350
FILES

- With 2-component handle
- Cut: 2
- File length 200 mm
- Total length 310 mm



Code	No.	Description	Execution	mm	Cut	kg
1887890	9310.00	Triangular file	▲	200	2	0.184
1887904	9320.00	Flat file	▬	200	2	0.192
1887912	9330.00	Round file	●	200	2	0.124
1887920	9340.00	Half-round file	◡	200	2	0.190
2801159	9350.00	Square file	■	200	2	0.124

9300.005
FILE SET

5 pieces

- With 2-component handle
- Cut: 2
- File length 200 mm
- Total length 310 mm
- In plastic bag

Consisting of:
- 9310.00 Triangular file
- 9320.00 Flat file
- 9330.00 Round file
- 9340.00 Half-round file
- 9350.00 Square file



Cut	mm	kg	Code	No.
2	310	0.820	2873583	9300.005

9300.00
KEY FILE SET

6 pieces

- With five file types (flat, three-edged, square, half-round, round)
- File length 100 mm
- Total length 177 mm



Code	No.	kg
1887882	9300.00	0.850

Drills

9700.019
TWIST DRILL BIT SET, ROLLED

19 pieces

- HSS Twist drill bit DIN 338, type N, right hand thread
- Tip angle 118°
- In metal case

Contents:

- Ø 1-10 mm x 0.5 mm pitch



Code	No.	kg
2250713	9700.019	0.617

9700.025
TWIST DRILL BIT SET, ROLLED

25 pieces

- HSS Twist drill bit DIN 338, type N, right hand thread
- Tip angle 118°
- In metal case

Contents:

- Ø 1-13 mm x 0.5 mm pitch



Code	No.	kg
2250721	9700.025	1.263

9700.170
TWIST DRILL BIT SET, ROLLED

170 pieces

- HSS Twist drill bit DIN 338, type N, right hand thread
- Tip angle 118°
- In metal case

Contents:

- 10 pieces each Ø 1.0-8.0 mm x 0.5 mm pitch, 5 pieces each Ø 8.5-10.0 mm x 0,5 mm pitch



Code	No.	kg
2250764	9700.170	3.724

9710.019
TWIST DRILL BIT SET, BLANK

19 pieces

- HSS Twist drill bit DIN 338, type N, right hand thread
- Tip angle 118°
- In metal case

Contents:

- Ø 1-10 mm x 0.5 mm pitch



Code	No.	kg
2250748	9710.019	0.617

9710.025
TWIST DRILL BIT SET, BLANK

25 pieces

- HSS Twist drill bit DIN 338, type N, right hand thread
- Tip angle: 118°
- In metal case

Contents:

- Ø 1-13 mm x 0.5 mm pitch



Code	No.	kg
2250756	9710.025	1.263

9720.017
SDS MASONRY DRILL BIT SET

17 pieces

- Carbide hammer drill bits and chisels for SDS-PLUS® machines
- Drill bits with helical groove for quick removal of drill dust
- In metal case

Contents:

- 1 piece each Carbide hammer drill bits Ø 5x110 – Ø 6x110 – Ø 8x110 – Ø 10x110 – Ø 6x160 – Ø 8x160 – Ø 10x160 – Ø 12x160 – Ø 8x210 – Ø 10x210 – Ø 12x260 – Ø 14x260 mm
- 1 piece each Flat cold chisel 250x40 mm, Flat cold chisel 140x20 mm, Flat cold chisel 250x20 mm, Point chisel 140 mm and 250 mm



Code	No.	kg
2250780	9720.017	3.364

INSTALLATION

Assistant for all cases: sawing, milling, filling
is done with the right tools in no time.
The range leaves nothing to be desired
and makes every task a breeze.



9228.416
SMALL PIPE CUTTER

› For copper pipes 3-22 mm
› Particularly suitable for barely accessible places



Code	No.	kg
2256061	9228.416	0.140

9229.335
PIPE CUTTER

› For copper pipes 3-35 mm
› With retractable deburring tool
› Guiding rollers with groove for flared pipes



Code	No.	kg
2256088	9229.335	0.560

9228.229
SPARE CUTTING WHEEL

for copper pipes

› For pipe cutter 9228.416 and 9229.335
› Value pack contains 5 pieces



5x

Code	No.	kg
2524724	9228.229	0.005

9620.000
PIPE DEBURRING REAMER

› Lightweight plastic casing
› For internal and external deburring of thin-walled pipes





Code	No.	∅ mm	∅ "inch	kg
2255529	9620.000	4,5-38,0	3/16-1.1/2	0.040

9990.600
CARTRIDGE CAULKING GUN

- For processing silicon, packed in bag or cartridge form, for 310 ml contents
- With stable aluminium pipe
- Easy to handle and clean



3x



Code	No.	kg
2256096	9990.600	0.840

9175.060
SCRAPER

- For minor improvements/repairs combined with the plaster bowl
- Apply, spread and smooth down
- Blade 60 mm wide



Code	No.	kg
2256010	9175.060	0.100

LAMPS

carolus lamps help you bring light into the darkness. The LED lights are powerful and energy efficient at the same time.



9930.000
LED-TORCH

- Aluminium housing
- Delivery with three AAA batteries
- Hanger
- 2 levels of brightness plus warning/signal function
- 1 W LED
- Luminous flux 55-60 lm
- Light range 25-30 m
- Technical specifications subject to modifications



Code	No.	kg
2250705	9930.000	0.156

1000 V

Your safety is our mission: VDE special tools from Carolus are thoroughly tested, protecting you when it really matters.



› Only tools bearing this marks ⚠ 1000 V and ⚠ are suitable for working under voltage
› Guaranteed protection for working under voltage up to AC 1000 V (alternating current) and DC 1500 V (direct current)
› VDE insulation as per DIN EN 60900 and VDE standard

VDE Screwdriver

3675
VDE SCREWDRIVER
SLOTTED

› Ergonomic, two colour multi-component handle
› Blade from alloy steel in high SVCM quality



Code	No.	mm	mm	mm	mm	kg
2250632	3675.025	2.5	0.4	75	145	0.030
2250640	3675.030	3.0	0.5	100	170	0.036
2250659	3675.040	4.0	0.8	100	210	0.071
2250667	3675.055	5.5	1.0	125	235	0.091

3685
VDE SCREWDRIVER
PH

› Ergonomic, two colour multi-component handle
› Blade from alloy steel in high SVCM quality



Code	No.	PH	mm	mm	kg
2250675	3685.01	1	80	180	0.070
2250683	3685.02	2	100	210	0.105

3686
VDE SCREWDRIVER
PZ

- Ergonomic, two colour multi-component handle
- Blade from alloy steel in high SVCM quality



Code	No.	PZ	mm	mm	kg
2256819	3686.01	1	80	180	0.070
2256827	3686.02	2	100	210	0.104

VDE Pliers

2930
VDE COMBINATION PLIERS

- For gripping and separating workpieces
- Two colour multi-component handles with insulating sleeves
- Complies with VDE 0682 Part 201 and EN/IEC 60900
- Versatile grip faces for flat and round workpieces
- With cutting edge for soft and hard wire and cable



Code	No.	mm	kg
2250543	2930.180	180	0.275
2250551	2930.200	200	0.360

2945
VDE SIDE CUTTER

- Two colour multi-component handles with insulating sleeves
- Complies with VDE 0682 Part 201 and EN/IEC 60900
- For hard and soft wire



Code	No.	⟷ mm ⟷	kg
2550423	2945.180	180	0.280

2950
VDE TELEPHONE PLIERS

straight pattern

- With long, flat-round jaws for gripping and separating workpieces
- Two colour multi-component handles with insulating sleeves
- Complies with VDE 0682 Part 201 and EN/IEC 60900
- With cutting edge for soft and hard wire as well as cables



Code	No.	⟷ mm ⟷	kg
2250586	2950.200	200	0.260

2951
VDE TELEPHONE PLIERS

angled pattern

- With long, flat-round jaws for gripping and separating workpieces
- Two colour multi-component handles with insulating sleeves
- Complies with VDE 0682 Part 201 and EN/IEC 60900
- Versatile grip faces for flat and round workpieces
- With cutting edge for soft and hard wire as well as cables





Code	No.	⟷ mm ⟷	kg
2250608	2951.200	200	0.260

2910
VDE WATER PUMP PLIERS

- Two colour multi-component handles with insulating sleeves
- Complies with VDE 0682 Part 201 and EN/IEC 60900
- 7 settings
- With box joint



Code	No.	⟷ mm ⟷	kg
2670720	2910.10	250	0.393

VDE Sets

2936.500
VDE SET

5 pieces

Contents:
- VDE Screwdriver
- slotted 3 5.5 mm
- cross-head PH 2
- VDE Side cutter 180 mm
- VDE Telephone pliers 200 mm, straight pattern



Code	No.	kg
2254387	2936.500	0.833

VDE Knives

9520
VDE CABLE KNIFE

- Blade from stainless steel
- Ergonomic multi-component handle with non-slip protection
- With fixed, sturdy blade with straight cutter and protective cap



Code	No.	⟷ mm ⟷	kg
2250527	9520.00	185	0.143

9525
VDE CABLE KNIFE

- Complies with DIN EN/IEC 60900
- Exchangeable blade from stainless steel with special cut
- With fixed, sturdy blade with straight cutter and fold-away blade protection
- Back of the blade covered with plastic to prevent short circuits
- Handle with non-slip protection



Code	No.	Description	kg
2250535	9525.00	VDE Cable knife	0.095
2256045	9525.09	Spare blades (4 pcs)	0.100

Voltage tester

3715
UNIVERSAL VOLTAGE TESTER

- 8 LED indications
- Measures AC/DC
- Displays 6 / 12 / 24 / 50 / 120 / 230 / 400 V AC/DC
- Frequency range 0 - 500 Hz
- Protection classification IP65



Code	No.	kg
2256932	3715.000	0.120

TECHNICAL SYMBOLS

OUTPUT DRIVE

- hexagon
- octagonal
- bi-hexagon
- in-hex
- Internal square
- PH
- PZ
- Slotted
- SIT
- Spline
- TORQ SET
- TORX®
- TORX® with hole
- TRI-WING
- XZN

SIZES

- angled
- Hexagon bolster (m)
- Hexagon bolster (f)
- Actuation accuracy
- Width
- Clamping Capacity
- Length
- Spreading Capacity
- Telescopic ratchet
- Square (m)
- Square (f)

FEATURES

- Extractor
- External Retaining Rings
- Single-hand
- Suitable for impact screwdrivers
- Hammer Head
- in-hex with Ball End
- Internal Retaining Rings
- Load
- magnetic
- Set
- Swivel head
- Swivel

ELECTRICITY

- 400 Volt
- 400 V AC/DC
- 1000 V insulated
- Light
- LED

TOOL TROLLEYS

- Blocking
- Single drawer pull
- Wheel brake
- Anti-slip surface
- Load capacity
- Load capacity per drawer, fully extended
- Lockable
- Volume, case
- Volume, case or bag
- Volume, tool trolley

INBUS® = reg. Ruia Global Fasteners AG, trademark, 41462 Neuss TORX® = reg. trademarks of Acument Intellectual Properties, LLC. USA

DRILLS

- Ground
- Hammer drills
- Roll-forged
- SDS Plus
- Masonry drills
- Twist drills
- Acute angle

RATCHETS

- 32 Teeth, 180°
- 72 Teeth, 5°
- Conterflex®
- Rastoflex®tk
- Readyflex®
- Slim Line
- Reversible I
- Reversible II

SPANNERS

- Double Open Ended Spanners
- Double Box Ratchet Wrenches
- Double Ended Ring Spanners
- Flexible Combination Ratchet Wrenches
- Ratchet wrenches
- Combination Spanners
- 04 Width Across Flats (nominal)
- 9x12 Drive connector

VARIOUS

- Strap wrenches
- Flat chisel
- Holder
- Wobble extension
- Automotive
- 4-way wheel wrenches
- Quick
- Adjustable spanners
- Point chisel
- Bricklayer's chisel
- T-Handle
- Extension
- Spark plug

A

4-way wheel wrench for cars ... 67
Adaptor 1/2" x 19 mm ... 92
Adaptor 1/4" ... 76
Adaptor 1/4" x 10 mm ... 75
Adaptor 3/4" - 1" ... 97
Adaptor 3/8" x 15 mm ... 82
Adaptor 5/16" ... 83, 134
Adaptor 5/16" x 1/2" ... 82, 92, 133
Adaptor 5/16" x 3/8" ... 81, 134
Adaptor and extension set 6in2 ... 90
Adaptor for holding rail ... 100
Adjustable wrench ... 66, 67

B

Bench vice ... 147
Bit adaptor 1/2" x 5/16" ... 83, 92, 135
Bit adaptor 1/4" ... 76
Bit adaptor 1/4" x 8 mm ... 75
Bit adaptor 3/8" x 1/4" ... 82
Bit adaptor 3/8" x 5/16" ... 81, 135
Bit adaptor 5/16" x 13 mm ... 82, 134
Bit box 1/4" ... 126
Bit box 1/4" BICOLOR ... 126
Bit holder 1/4" ... 75
Bit ratchet 1/4" ... 70
Bit ratchet set 1/4" with adaptor compact ... 107
Bit screwdriver 1/4" ... 74, 125
Bit set 5/16" ... 129, 130
Bolt cutter ... 141
Bricklayer's chisel ... 153
Bricklayer's hammer ... 151
Builder's hatchet ... 151

C

C-Clamp locking plier ... 145
Carbide scriber with clip ... 159
Carpenter's hammer ... 151
Cartridge caulking gun ... 171
Centre punch ... 154
Circlip pliers for external retaining rings ... 138, 139
Circlip pliers for internal retaining rings ... 139, 139
Circlip pliers set in 1/3 module ... 55
Claw hammer, American pattern ... 150
Club hammer ... 149
Combination pliers ... 137
Combination spanner set and hexagon socket keys in 2/3 module ... 48
Combination spanner sets ... 65
Combination spanners ... 65
Cross-cut chisel ... 152
Curved jaw locking pliers ... 144

D

Digital measuring calliper ... 159
Double box ratchet wrench ... 61
Double box ratchet wrench 4in1 ... 62
Double box ratchet wrench in 1/3 module ... 50
Double box ratchet wrench set ... 61, 62

Double ended ring spanner set in 1/3 module 47
Double ended ring spanner sets 63
Double ended ring spanners 63
Double open ended spanner set in 1/3 module 47
Double open ended spanner sets 64
Double open ended spanners 64
Drift punch 154
Drift punch set 155
Driving handle 1/4" 74

E

Elbow pipe wrench 142
Electricians' chisel 153
Engineer's ball pein hammer 150
Engineers' hammer 149
European type curved jaw locking plier 145
Extendable shank screwdriver 13in1 124
Extension 1/2" 91
Extension 1/4" 74
Extension 3/4" 97
Extension 3/8" 80
Extractor set 1/2" 112

F

Feeler gauge set 159
File set 164
Files 164
Flat cold chisel 152
Flexible combination ratchet wrench 60
Flexible combination ratchet wrench set in 1/3 module 49
Flexible combination ratchet wrench sets 60
Foam modules are customisable 43

H

Hammer and chisel set in 1/3 module 55
Handle Minimus® 77
Heavy-duty side cutter 137
Heavy-duty utility knife 161
Hexagon socket key 122
Hexagon socket key set 123
Hexagonal shaft 1/4" 77
Holding rails 100

I

Impact socket 1/2" 93, 94
Impact socket 3/4" 98
Impact socket 3/8" 83, 84
Impact socket extension 1/2" 95
Impact socket extension 3/4" 99
Impact socket extension 3/8" 84
Impact socket extension piece 1/2" to 3/4" 95
Impact socket extension piece 3/4" to 1" 99
Impact socket reducer 1/2" to 3/8" 95
Impact socket reducer 3/4" to 1/2" 99
Impact socket set 1/2" 111, 112
Impact sockets 1/2" with holding rail 101

K

Key file set ... 164

L

LED-torch ... 173
Lockable extension 1/2" ... 91
Lockable extension 3/8" ... 81
Locking pliers set ... 144
Long nose locking plier ... 144

M

(De)Magnetizer ... 135
Magnetic pick-up 1/4" ... 76
Minimus® Set Essential ... 77, 125
Multifunction Combibag ... 33
Multifunctional saw ... 163
Mushroom head / Coupler ... 115

O

Open ended ratchet spanner set ... 64
Overview assortments MECHANIC ... 38
Overview assortments WINGMAN ... 40

P

Pencil ... 159
Pin punch ... 154
Pin punch set ... 155
Pincer ... 140
Pipe cutter ... 169
Pipe deburring reamer ... 170
Pipe wrench ... 142
Plastic hammer ... 150
Plastic sleeves for 5575 ... 93
Pliers set ... 140, 141
Pliers set in 1/3 module ... 55
Pocket knife ... 162
Point chisel ... 153
Protective hand guard ... 152

Q

Quick change adaptor 1/4" ... 76

R

Ratchet 1/2" with square coupler ... 86
Ratchet and accessories 1/2" in 1/3 module ... 51
Ratchet screwdriver 1/4" with interchangeable shaft ... 124
Ratchet screwdriver 1/4" with telescopic blade ... 124
Ratchet wrench ... 57, 59
Ratchet wrench set in 1/3 module ... 49
Ratchet wrench sets ... 57
Readyflex® 1/2" ... 85
Readyflex® 1/4" ... 69
Readyflex® 3/8" ... 78
Readyflex® Bit ratchet 1/4" ... 70

Rear panel with square perforation 41
Reversible ratchet 1/2" 85
Reversible ratchet 1/4" 69, 70
Reversible ratchet 3/4" 96
Reversible ratchet 3/8" 78
Reversible ratchet wrench 58
Reversible ratchet wrench set in 1/3 module 49
Reversible ratchet wrench set in 2/3 module 48
Reversible ratchet wrench sets 58
Rubber mallet 150

S

Safety set 95, 99
Scraper 171
Screwdriver 117, 118, 119, 120
Screwdriver bit 5/16" 131, 132, 133
Screwdriver bit socket 1/2" 89, 90
Screwdriver bit socket 1/4" 72, 73
Screwdriver bit socket set 1/2" in 1/3 module 53
Screwdriver set 119, 120, 121
Screwdriver set in 1/3 module 54
Screwdriver set XXL 120
Screwdriver sockets 1/2" with holding rail 101
Screwdriver sockets 1/4" with holding rail 101
SDS Masonry drill bit set 167
Set of lengthwise dividers for MECHANIC 35
Side cutter 137
Sledge hammer 149
SLIM SIXTY Socket set 3/8" 108
Small pipe cutter 169
Small saw 163
Socket 1/2" 87, 88, 89
Socket 1/4" 71, 72
Socket 3/4" 96
Socket 3/8" 79, 80
Socket set 1/2" 109, 110
Socket set 1/2" + 1/4" 110
Socket set 1/2" in 1/3 module 52
Socket set 1/2" TORX® 111
Socket set 1/4" 103, 104, 105, 106
Socket set 1/4" in 1/3 module 50, 51
Socket set 1/4" with bit fix adaptor compact 106
Socket set 3/4" 113
Sockets long 1/4" with holding rail 101
Sockets TORX® 1/4" with holding rail 100
Spare cutting wheel 170
Spark plug socket 1/2" 90
Spark plug socket 3/8" 80
Special set ELECTRO-TECHNICS 19
Special set ELECTRO-TECHNICS in case/box 20
Special set METAL WORK 21
Special set METAL WORK in case/box 22
Spirit level 157
Splitting chisel 152
Strap wrench 67

T

Tape measure 158
Telephone pliers 138
Telescopic ratchet 1/2" 86

Telescopic ratchet with swivel head 1/2" ... 86
Tommy bar with sliding T 1/2" ... 92
Tommy bar with sliding T 1/4" ... 74
Tommy bar with sliding T 3/4" ... 97
Tool box ... 31
Tool box 16" ... 32
Tool case ... 31, 32
Tool chest WINGMAN with 3 drawers ... 41
Tool set ... 155
Tool set in foam modules ... 26, 27, 28
Tool set in plastic modules ... 23, 24, 25
Tool set measuring and cutting ... 45
Tool set pliers, hammers, chisels ... 44
Tool set ratchet wrenches, open ended spanners ... 45, 46
Tool set screwdrivers, files ... 44
Tool set screwdrivers, pliers, hammer, chisel ... 46
Tool set sockets, ratchet, accessories 1/4"-1/2" ... 43
Tool set T-handle with ratchet 1/4" ... 107
Tool wallet for spanners ... 66
Torque wrench ... 115
Twist drill bit set, blank ... 166, 167
Twist drill bit set, rolled ... 165, 166

U

Universal joint 1/2" ... 91
Universal joint 1/4" ... 75
Universal joint 3/4" ... 97
Universal joint 3/8" ... 81
Universal scissors ... 162
Universal set ALL-IN ... 17
Universal set ALL-IN in case/box ... 18
Universal set ALLROUND ... 13
Universal set ALLROUND in case/box ... 14
Universal set BASIC ... 11
Universal set BASIC in case/box ... 12
Universal set MECHANIC ... 15
Universal set MECHANIC in case/box ... 16
Universal voltage tester ... 181
Utility knife ... 162
Utility knife small ... 161

V

Value packs - Screwdriver bits 1/4" in-hex ... 128
Value packs - Screwdriver bits 1/4" PH ... 127
Value packs - Screwdriver bits 1/4" PZ ... 127
Value packs - Screwdriver bits 1/4" SLOTTED ... 128
Value packs - Screwdriver bits 1/4" TORX® ... 127
Value packs - Screwdriver bits 1/4" TORX® with hole ... 128
VDE Cable knife ... 180
VDE Combination pliers ... 176
VDE Screwdriver ... 175, 176
VDE Screwdriver set in 1/3 module ... 54
VDE set ... 179
VDE Side cutter ... 177
VDE Telephone pliers ... 177, 178
VDE water pump pliers ... 178
Voltage tester ... 121

W

Water pump pliers 143
Wood plate 41
Wood sectioned folding ruler 158
Work gloves 151
Workshop trolley MECHANIC and assortments 38
Workshop trolley MECHANIC with 6 drawers 35
Workshop trolley WINGMAN and assortments 40
Workshop trolley WINGMAN with 4 drawers 36
Workshop trolley WINGMAN with 7 drawers 37
Workshop trolley WINGMAN .....
with tool set 2250.3802, 130 pcs 39

1.04 431
0100 063
0100 063
0300 066
0391 067
0400 067
0450 067
0500 064
0500 064
0590.0010 064
0900 065
0900 065
1507.00 059
1512.00 059
1700 057
1700 057
1710 058
1710 058
1720 060
1720 060
1730 061
1730 061
1740 062
1740.0002 062
2010 143
2020.85 050
2020.91 047
2020.92 047
2020.93 055
2020.94 055
2020.95 054
2020.96 052
2020.97 051
2020.709 049
2020.710 048
2020.711 048
2020.712 049
2020.714 049
2020.715 050
2020.716 051
2020.717 052
2020.718 053
2020.719 053
2020.720 054
2020.721 054
2020.723 054
2020.724 055
203x.00 066
2030.00 031
2032.00 031
2034.001 032
2035.00 032
2036.001 033
2046 035
2046.9916 035
2053 041
2054 036
2057 037
2057.9001 041
2057.9002 041
2175 142
2176 142
2179 142
2200.000 011
2200.010 013
2200.020 015
2200.030 017
2200.040 019
2200.060 021
2200.070 023
2200.080 024
2200.090 025
223x.000 012
223x.010 014
223x.020 016
223x.030 018

223x.040 020
223x.060 022
2246.xxxx 038
2250.3802 027
2250.5801 026
2250.5803 028
2250.901 043
2250.902 044
2250.903 044
2250.904 045
2250.905 045
2250.906 046
2250.907 046
2254.1802 039
2257.xxxx 040
2800.200 140
2800.300 140
2800.400 141
2815 143
2820 144
2820.300 144
2822 144
2824 145
2826 145
2830 137
2840 137
2845 137
2850 138
2851 138
2860 138
2861 139
2870 139
2871 139
2880 141
2890 140
2910 178
2930 176
2936.500 179
2945 177
2950 177
2951 178
3000.01 126
3000.02 126
3090.0023 107
3101 127
3151 128
3201 128
3301 128
3401 127
3501 127
3600 117
3600.00 135
3603.000 119
3604.000 119
3620 117
3630 117
3637.000 120
3640 118
3650 118
3660 118
3675 175
3685 175
3686 176
3690 119
3690.000 120
3710 121
3711 121
3715 181
3720 122
3720.00 123
3730 122
3730.00 123
3740 122
3740.00 123
3800.000 124
3800.0037 107

3801.000 124
3802.000 124
3810 120
3810.600 121
4002.40 077
4002.42 077
4004.77 103
4004.79 103
4004.84 106
4004.90 104
4004.91 105
4004.99 104
4080.40 077
4080.40 125
4115.10 075
4120.00 074
4125.00 074
4125.00 125
4171 072
4172 073
4173 072
4174 072
4176 071
4177 071
4177.20 069
4177.26 070
4178 073
4178.50 076
4178.60 076
4179 073
4179 073
4179 074
4179.70 074
4179.80 075
4180 071
4400.0049 106
4900 - 8900 115
4901 - 8901 115
5000.00 109
5012.00 109
5100 087
5106 088
5112 088
5115.19 092
5130.00 091
5135 - 5142 089
5140.00 092
5141.0002 090
5150 091
5151 091
5160.00 083
5160.00 092
5160.00 135
5170.00 086
5180 087
5180 090
5190.0580 086
5190.0600 086
5190.20 085
5190.30 085
5199.0010 112
5225.00 085
5290.00 085
5300 089
5303 090
5400 093
5406 094
5430 094
5435 094
5450 095
5464.00 095
5484.00 095
5530.00 111
5540.00 111
5560.00 110
5570 095

5575 093
5575 093
5575.00 112
5800.00 110
6015.13 082
6015.13 134
6015.15 082
6035 132
6038 132
6045 133
6048 133
6055 132
6070.00 081
6070.00 134
6070.10 081
6070.10 135
6070.40 083
6070.40 134
6070.50 082
6070.50 092
6070.50 133
6070.60 082
6095 131
6096 131
6098 131
6100 079
6130.00 081
6080 080
6150 080
6151 081
6180 079
6190.20 078
6190.30 078
6225.00 078
6290.00 078
6300 080
6400 083
6406 084
6435 084
6450 084
6460.10 129
6460.20 129
6460.21 130
6460.40 130
6600.100 108
6600.300 108
7055.00 - 7075.00 075
7060.00 075
7070.00 076
7080.00 076
7080.50 076
7190.30 070
7225.00 069
7226.00 070
7290.30 069
7905.125 147
7905.150 147
8100 096
8100.00 113
8106 098
8130.00 097
8140.00 097
8150 097
8160.00 097
8170.00 096
8406 098
8435 098
8450 099
8454.00 099
8470 099
8494.00 099
9000.00 159
9010.00 159
9100 161
9110 162
9111 161

9112 162
9115.0000 162
9130.000 163
9150.00 163
9160.00 162
9175.060 171
9200 149
9209.75 151
9209.93 151
9209.94 151
9210 150
9228.229 170
9228.416 169
9229.335 169
9250 149
9260 149
9270 150
9271 150
9280 150
9300.00 164
9300.005 164
9310 - 9350 164
9401 152
9401.08 152
9410 153
9410 153
9410 154
9410.00 155
9411 153
9411 154
9412.250 153
9420.00 155
9430.00 155
9430.310 155
9495 152
9496 152
9499 154
9520 180
9525 180
9530 157
9531 157
9533 158
9534 158
9620.000 170
9630 100
9630.471 100
9630.476 101
9630.478 101
9630.535 101
9630.540 101
9700.019 165
9700.025 165
9700.170 166
9710.019 166
9710.025 167
9720.017 167
9746.000 159
9930.000 173
9950 151
9990.000 159
9990.600 171
x195.09 100

CONTACTS

GEDORE Werkzeugfabrik GmbH & Co. KG

Remscheider Straße 149
42899 Remscheid · Germany
Tel. + 49 (0) 21 91- 596 - 0
Fax + 49 (0) 21 91- 596 - 230

info@gedore.com
www.gedore.com

Vertrieb DEUTSCHLAND
Tel. + 49 (0) 21 91- 596 - 900
Fax + 49 (0) 21 91- 596 - 999

Sales INTERNATIONAL
Tel. +49 (0) 21 91- 596 - 910
Fax +49 (0) 21 91- 596 - 911

GEDORE Austria GmbH

Gedore-Str. 1
8190 Birkfeld / Stmk.
AUSTRIA

Tel. +43 (0) 3174 / 363 60
Fax +43 (0) 3174 / 363 83 20

verkauf@gedore.at
www.gedore.at

GEDORE IBÉRICA S.L.

c/Arangutxi 12
Poligono Industrial de Júndiz
01015 Vitoria Alava
SPAIN

Tel. +34-902-29 22 62
Fax +34-945-29 21 99

gedore@gedore.es
www.gedore.es

GEDORE-KLANN France SARL

Parc d'activités des Béthunes - La Mare II
10, avenue du Fief - Bât. 12
BP 79144 Saint-Ouen-l'Aumône
F-95074 Cergy Pontoise Cedex
FRANCE

Tél. +33 (0)1 34 40 16 60
Fax +33 (0)1 34 40 16 61

info-klann@gedore.fr
www.gedore.fr www.klann.fr

GEDORE Omnitool GmbH

Fluestr. 25
8957 Spreitenbach
SWITZERLAND

Tel. +41 (0) 56 / 418 40 50
Fax +41 (0) 56 / 418 40 55

gedore-omnitool@gedore.com
www.gedore.ch

GEDORE UK Limited

Marton Street
SKIPTON BD23 1TF
North Yorkshire
UNITED KINGDOM

Tel. +44 (0) 1756 / 70 67 00
Fax +44 (0) 1756 / 79 80 83

sales@gedoreuk.com
www.gedoreuk.com

GEDORE Technag B.V.

Flemingweg 7
2408 AV Alphen aan den Rijn
NETHERLANDS

Tel. +31 (0) 172 / 42 73 50
Fax +31 (0) 172 / 42 73 60

technag@gedore.com
www.gedore.nl

GEDORE POLSKA Sp. z o.o.

ul. Żwirki i Wigury 56a
43-190 Mikołów
POLAND

Tel. +48 (0) 32 / 738-40 10
Fax +48 (0) 32 / 738-40 20

gedore@gedore.pl
www.gedore.pl

GEDORE TOOLS, INC.

7187 Bryhawke Circle, Suite 700
North Charleston, SC 29418
USA

Tel. +1-843 / 225 50 15
Fax +1-843 / 225 50 20

info@gedoretools.com
www.gedoretools.com

GEDORE Tool Trading (Shanghai) Co. Ltd.

Building # 763700 Huaning Road
Xinzhuang Industry Zone,
Minhang District
SHANGHAI, P.R. CHINA 201108

Tel. +86-21-51 59 18 58
Fax +86-21-51 59 18 59
Service Hotline: 400 880 1858

info@gedore.cn
www.gedore.cn

GEDORE El Aletleri San. ve Tic. Ltd. Şti.

Birlik OSB Tem Yan Yolu 1. Cad.
4. Sk. No:1, PK34953 Aydınlı
TUZLA/ISTANBUL/TÜRKIYE

Tel. +90 (216) 3953200
Fax +90 (216) 3953203

info@gedore.com.tr
www.gedore.com.tr

Ferramentas GEDORE do Brasil S.A.

Rua Vincentina Maria Fidelis, 275
Sao Leopoldo-RS CEP 93025-340
BRAZIL

Tel. +55 51 3589-9200
Fax + 55 51 3589-9222

sales@gedore.com.br
www.gedore.com.br

GEDORE Tools S.A. (Pty) Ltd.

P.O. Box 68
New Germany 3620
SOUTH AFRICA / AFRICA

Tel. +27 (0) 31/ 705 3587
Fax +27 (0) 31/ 705 3277

general@gedoresa.co.za
www.gedore.co.za

GEDORE (INDIA) PVT. LTD.

GF, Plot 374,Udyog ViharPhase
2,Gurgaon122016 Haryana
INDIA

Tel. +91 124 2341065
Fax. +91 124 2341067

info@gedore.in
www.gedore.in

GEDORE TOOLS MIDDLE EAST FZE

P.O Box 372042
West Wing 3
Office# 209
Dubai Airport Freezone
Dubai
U.A.E

Tel. +971 4 236 4606

GEDORE TOOL CENTERUL.

Bakhruschina H32 G 1
115054 Moscow
RUSSIAN FEDERATION

Tel. 8 804 33 83 84 (free from Russia)
Tel. +7 (8) 985 22 99 88 0

info@gedore.ru

DISCLAIMER

This catalogue replaces all previous editions. The photographs and technical details are of the articles at present offered.

Since we are constantly updating and improving our products to keep them at the present state of the art, we reserve the right to make modifications and changes with regard to appearance, dimensions (always in "mm", if not otherwise stated), weights and properties, as well as in performance. No claim for correction or replacement supplies may thus be made with regard to products already delivered. Cancellations may be made at any time without there being any grounds for legal claim.

All information on use or safety is non-binding; nor does it replace any legal regulations or those made by professional or trade associations.

We do not accept any liability for printing errors. No supplemental items (tools etc.) are included in the scope of supply. Reprinting, even of excerpts, requires the previous permission in writing by GEDORE. All rights reserved worldwide.

We refer to our current general agreements and commercial conditions as well as our delivery and payment conditions in the imprint under www. gedore.com

GEDORE Werkzeugfabrik GmbH & Co. KG
Remscheider Straße 149, 42899 Remscheid
Postfach 120361, 42873 Remscheid
Amtsgericht Wuppertal, HRA 17944

Overall concept, design and layout:
GEDORE Werkzeugfabrik GmbH & Co. KG,
Remscheid in cooperation with
Mirum Agency, Düsseldorf &
BAGO DIWA, Düsseldorf

© Copyright by GEDORE , Germany



DEALER

www.carolus.de

GEDORE Werkzeugfabrik GmbH & Co. KG
Remscheider Straße 149
42899 Remscheid · GERMANY

3001415 - Kat_CAR_EN_16